

US00D963926S

(12) **United States Design Patent** (10) **Patent No.:** **US D963,926 S**
Wang (45) **Date of Patent:** **** Sep. 13, 2022**

(54) **FLOOR LAMP**

FOREIGN PATENT DOCUMENTS

(71) Applicant: **Xuemei Wang**, Dazhi (CN)

EM 008323083-0003 * 12/2020

(72) Inventor: **Xuemei Wang**, Dazhi (CN)

OTHER PUBLICATIONS

(**) Term: **15 Years**

Amazon, "YIOU Floor lamp", first available Apr. 24, 2020. (<https://www.amazon.com/dp/B08RK23FZL/>) (Year: 2020).*

(21) Appl. No.: **29/732,008**

Amazon, "Floor Lamp, Garryliting", first available Mar. 15, 2021. (<https://www.amazon.com/dp/B08YYZHQTM/>) (Year: 2021).*

(22) Filed: **Apr. 20, 2020**

Amazon, "addlon—LED Torchiere Floor Lamp", first available Jan. 1, 2021. (<https://www.amazon.com/dp/B08N3ZCYF6?th=1>) (Year: 2021).*

(51) **LOC (13) Cl.** **26-05**

Amazon, "Floor Lamp, Arzerlize", first available Mar. 11, 2021. (<https://www.amazon.com/dp/B08YMR4LTJ/>) (Year: 2021).*

(52) **U.S. Cl.**

USPC **D26/93**

(58) **Field of Classification Search**

USPC ... D26/1, 24, 37, 46, 48, 50, 61, 62, 63, 64,
D26/93, 102, 106

CPC F21S 6/00; F21S 8/03; F21S 8/032; F21S
6/005

See application file for complete search history.

* cited by examiner

Primary Examiner — Lauren D McVey

Assistant Examiner — Justin A Johnson

(56) **References Cited**

U.S. PATENT DOCUMENTS

D309,797 S *	8/1990	Gismondi	D26/107
D373,006 S *	8/1996	Chelsea	D26/110
D377,542 S *	1/1997	Huang	D26/102
D389,599 S *	1/1998	Swanson	D26/110
D399,589 S *	10/1998	Huang	D26/102
D405,904 S *	2/1999	Huang	D26/65
D500,880 S *	1/2005	Swanson	D26/102
D595,441 S *	6/2009	Swanson	D26/61
D628,338 S *	11/2010	Sabernig	D26/65
D757,987 S *	5/2016	Lee	D26/102
D872,347 S *	1/2020	Probyn	D26/93
D876,707 S *	2/2020	Tang	D26/110
D876,708 S *	2/2020	Tang	D26/110

(57) **CLAIM**

The ornamental design for a floor lamp, as shown and described.

DESCRIPTION

FIG. 1 is a front elevational view of a floor lamp showing my new design;

FIG. 2 is a rear elevational view thereof;

FIG. 3 is a left side elevational view thereof;

FIG. 4 is a right side elevational view thereof;

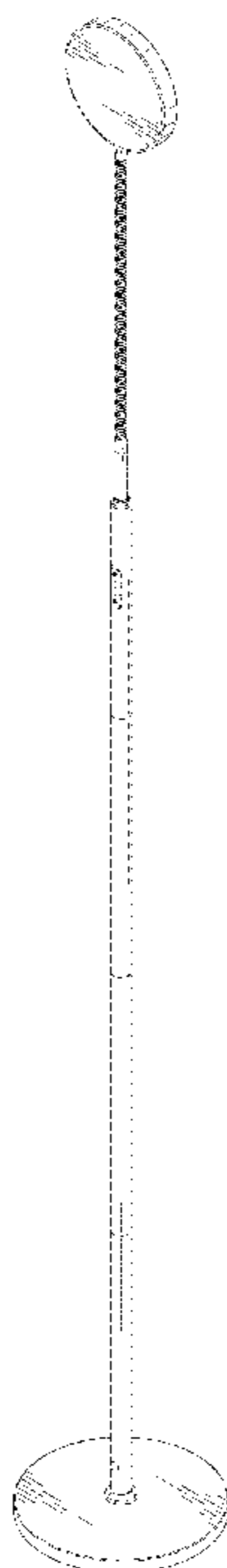
FIG. 5 is a top plan view thereof;

FIG. 6 is a bottom plan view thereof; and,

FIG. 7 is a front perspective view thereof.

The broken lines depict portions of the floor lamp that forms no part of the claimed design.

1 Claim, 7 Drawing Sheets



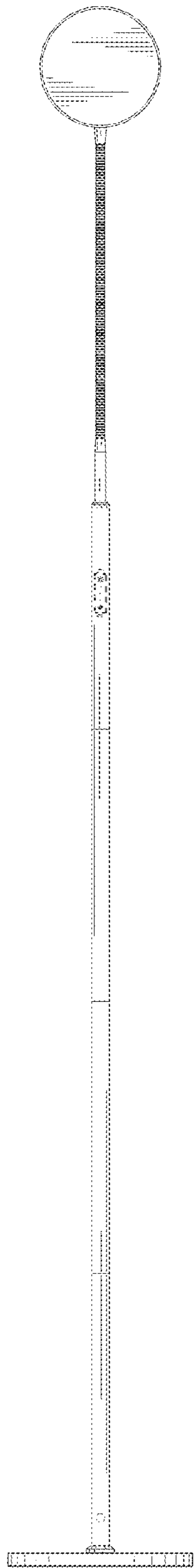


FIG. 1

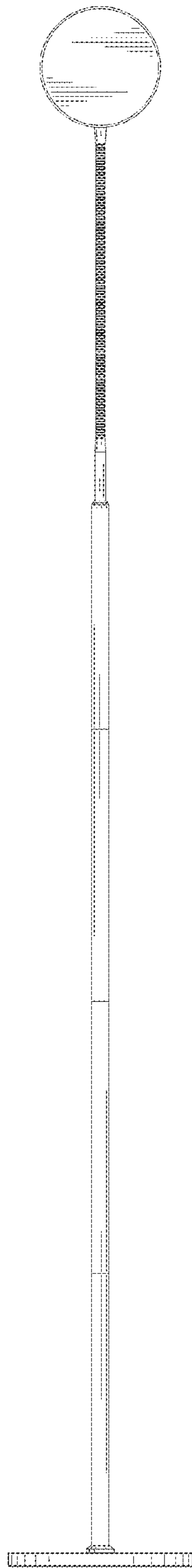


FIG. 2

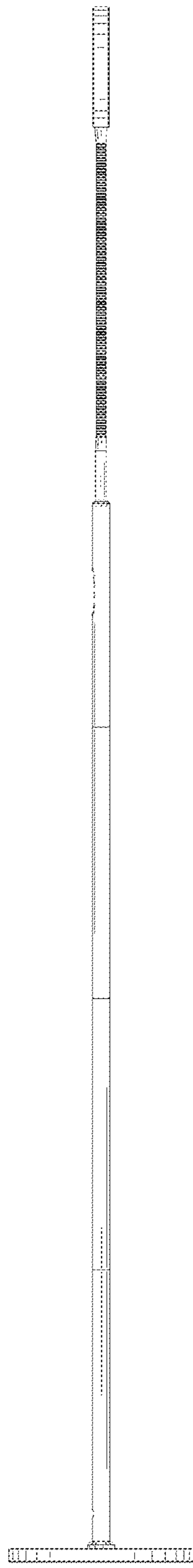


FIG. 3

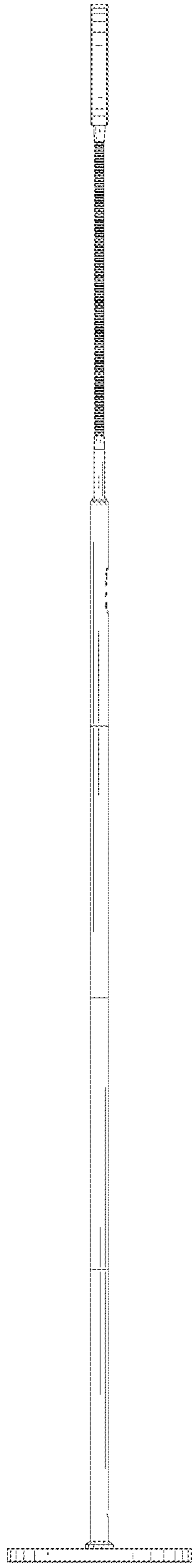


FIG. 4

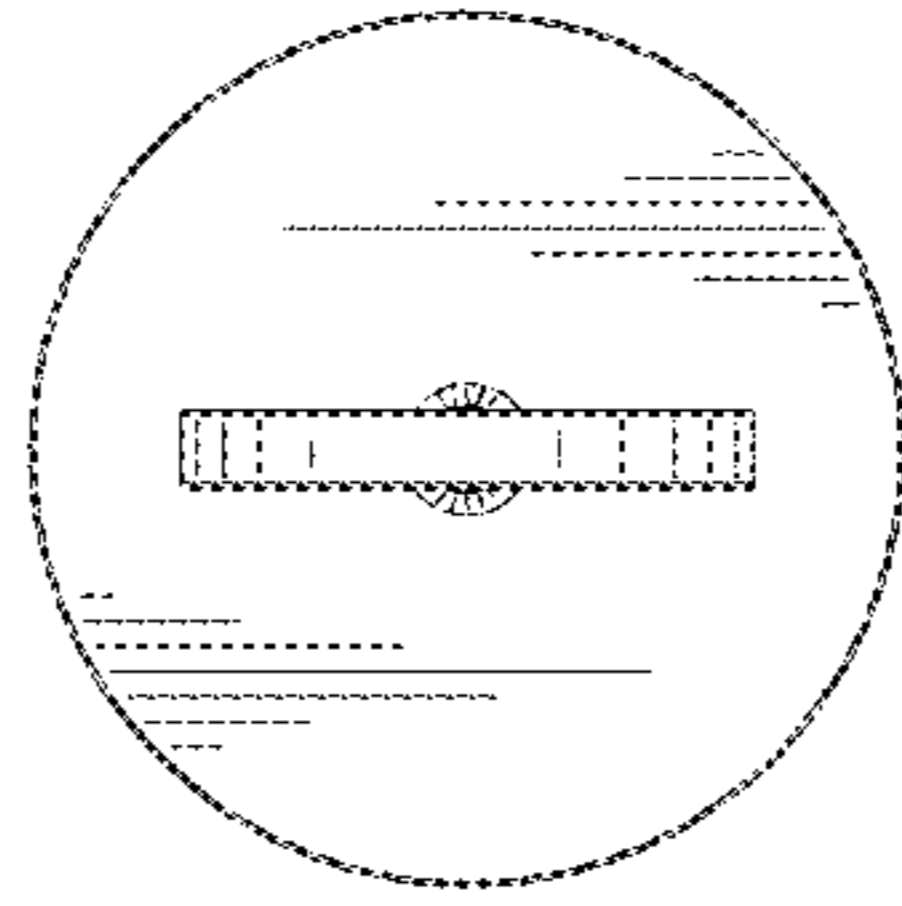


FIG. 5

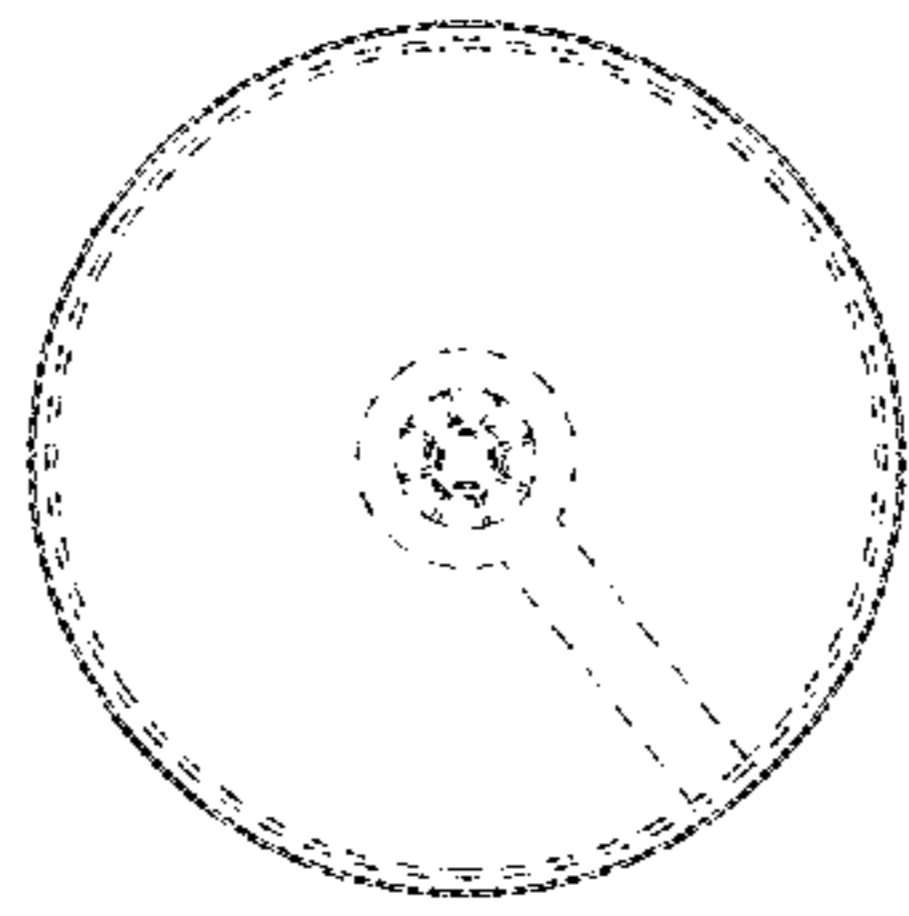


FIG. 6

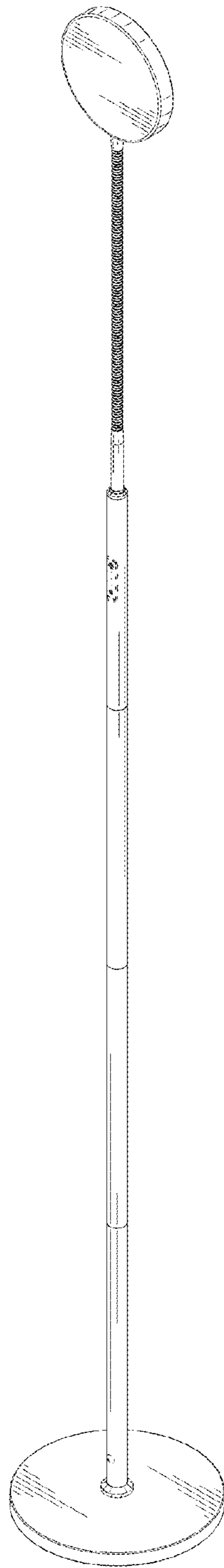


FIG. 7