



US00D963924S

(12) **United States Design Patent**
Malouin

(10) **Patent No.:** **US D963,924 S**

(45) **Date of Patent:** **** Sep. 13, 2022**

(54) **LIGHTING FIXTURE**

(71) Applicant: **Philippe Malouin**, London (GB)

(72) Inventor: **Philippe Malouin**, London (GB)

(**) Term: **15 Years**

(21) Appl. No.: **29/699,244**

(22) Filed: **Jul. 24, 2019**

D776,317 S * 1/2017 Li D26/62
D808,674 S * 1/2018 Handler D6/352
D810,352 S * 2/2018 Bibby D26/107
D818,629 S 5/2018 Zhou
D824,572 S * 7/2018 Sonneman D26/107

(Continued)

FOREIGN PATENT DOCUMENTS

EM 005949260-0003 * 1/2019
GB 9005949260-0003 * 1/2019

OTHER PUBLICATIONS

Bostitch Office LED Metal Gooseneck Desk Lamp, Oct. 10, 2018, Amazon.com, site visited May 31, 2022, url: <https://www.amazon.com/dp/B07G1BJYGR> (Year: 2018).*

(Continued)

Primary Examiner — T Chase Nelson

Assistant Examiner — Rachel Wolfe

(74) *Attorney, Agent, or Firm* — Timothy W. Menasco, Esq.; Harter Secrest & Emery LLP

Related U.S. Application Data

(63) Continuation of application No. 29/656,431, filed on Jul. 12, 2018, now Pat. No. Des. 869,056.

(51) **LOC (13) Cl.** **26-05**

(52) **U.S. Cl.**

USPC **D26/93**; D26/72; D26/107

(58) **Field of Classification Search**

USPC D26/24, 60–63, 72, 85, 88, 92, 93, 106, D26/107, 113, 118

CPC F21S 6/00; F21S 6/002; F21S 8/03; F21S 8/033; F21S 8/036; F21S 8/04; F21S 8/043; F21S 8/08; F21V 21/00; F21V 21/02; F21V 21/10; F21V 21/32

See application file for complete search history.

OTHER PUBLICATIONS

CLAIM

(57)

The ornamental design of a lighting fixture, as shown and described.

References Cited

U.S. PATENT DOCUMENTS

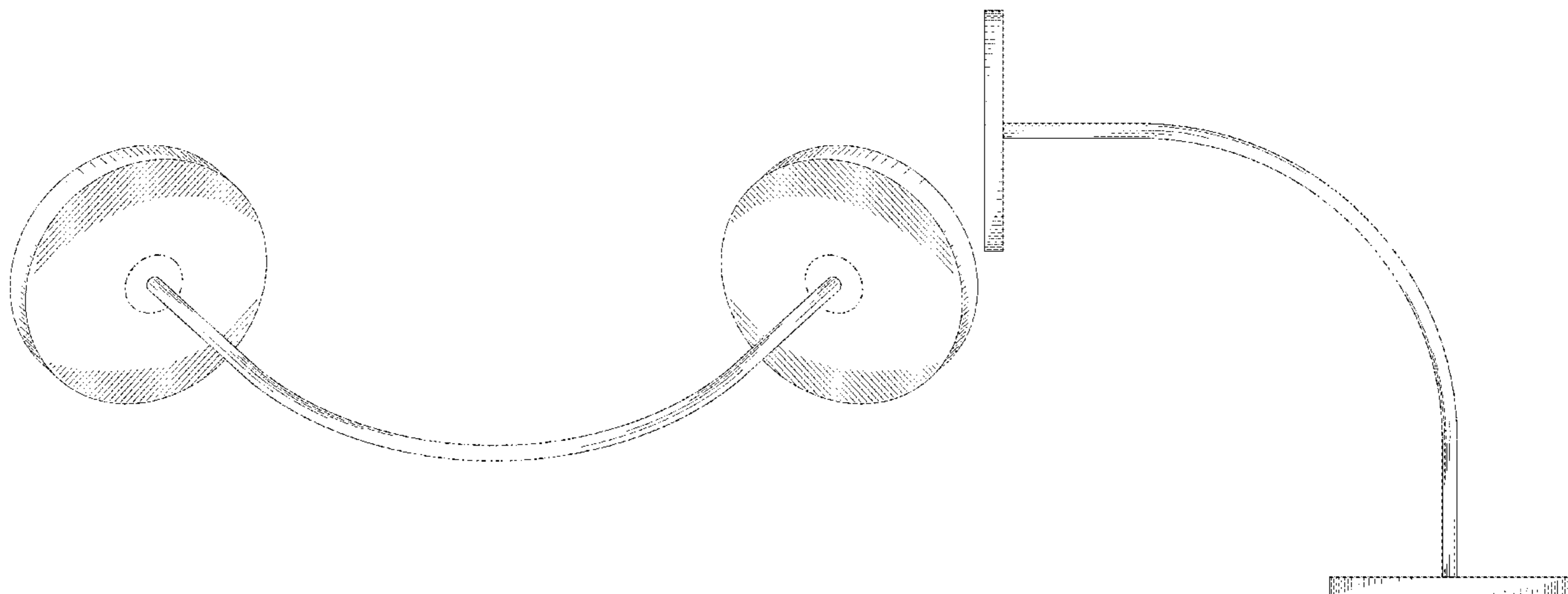
3,748,463 A * 7/1973 Trassinelli F21V 21/35
362/411
D302,480 S * 7/1989 Mauk D26/92
D313,669 S 1/1991 Sonneman
D360,968 S * 8/1995 Sonneman D26/107
D500,156 S * 12/2004 Kao D26/61
D506,018 S * 6/2005 Campo D26/62
D512,171 S * 11/2005 Opolka D26/62
D525,382 S * 7/2006 Chen D26/65
D633,646 S 3/2011 Marcaccio
D669,627 S * 10/2012 Huang D26/107
D683,887 S 6/2013 Sabernig
D738,557 S 9/2015 Colombo

DESCRIPTION

FIG. 1 is a front perspective view of a Lighting Fixture in accordance with the present invention;
FIG. 2 is a front side view thereof;
FIG. 3 is a back side view thereof;
FIG. 4 is a bottom side view thereof;
FIG. 5 is a top side view thereof;
FIG. 6 is a right side view thereof; and,
FIG. 7 is a left side view thereof.

The broken line disclosure represents portions of the lighting fixture which do not form a part of the claimed design.

1 Claim, 5 Drawing Sheets



(56)

References Cited

U.S. PATENT DOCUMENTS

D824,573 S * 7/2018 Sonneman D26/107
D869,056 S * 12/2019 Malouin D26/106
D871,651 S * 12/2019 Meise D26/107
D881,442 S * 4/2020 Jiang D26/110
D889,023 S * 6/2020 Sun D26/107
D905,898 S * 12/2020 Meise F21V 21/35
D26/107

OTHER PUBLICATIONS

Brightech Sky LED Floor lamp, May 18, 2018, Amazon.com, site visited May 20, 2022, url: <https://www.amazon.com/dp/B073XN8X7Y/?th=1> (Year: 2018).*

Pole 3 by Philippe Malouin, Aug. 4, 2021, Roll & Hill, site visited May 31, 2022, url: <https://www.rollandhill.com/products/pole-3> (Year: 2021).*

* cited by examiner

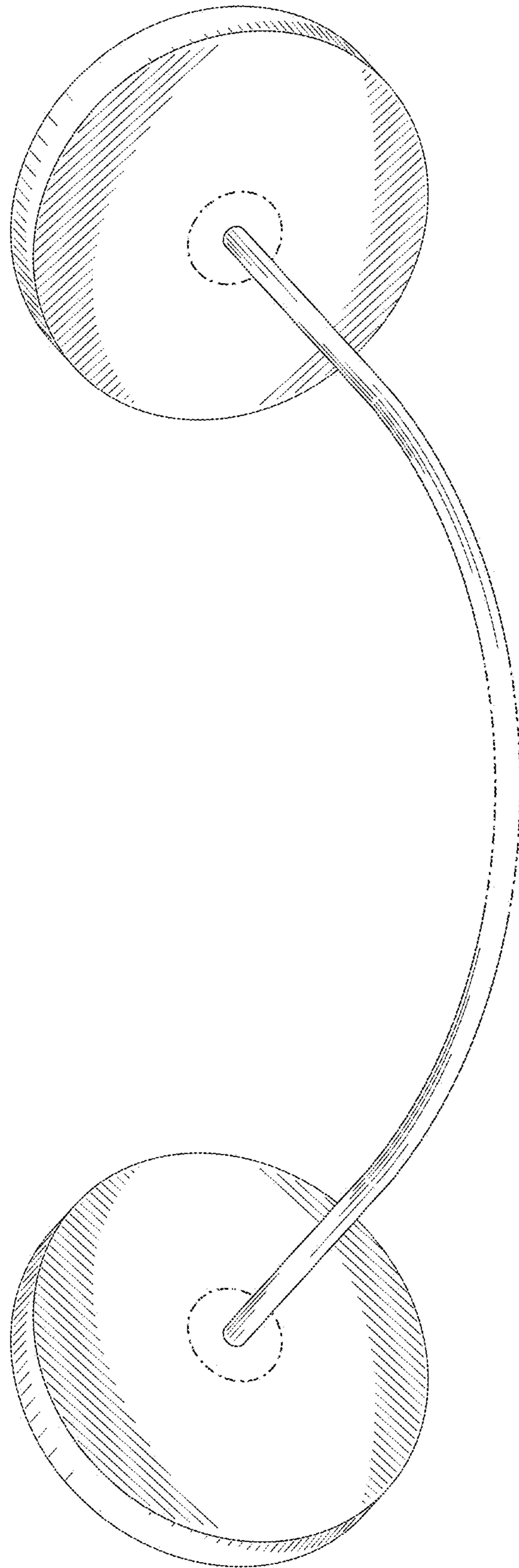


FIG. 1

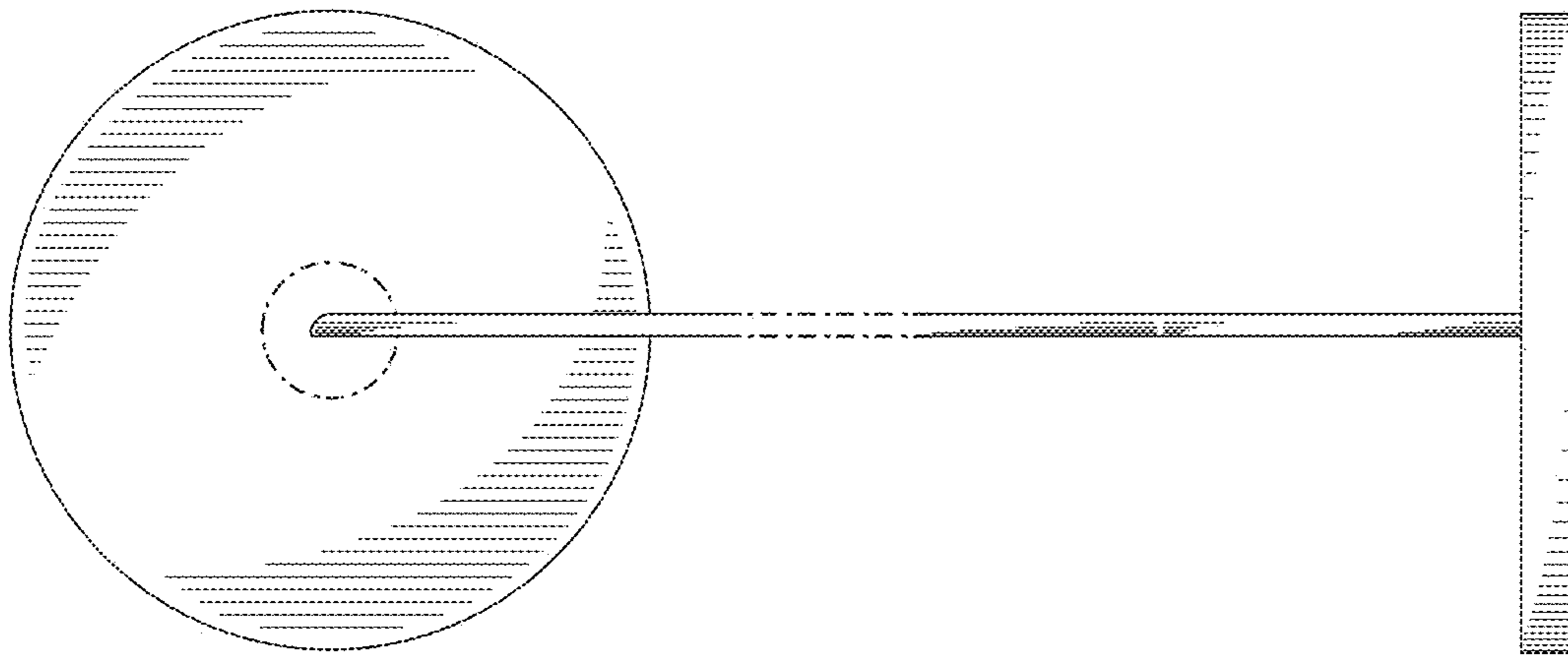


FIG. 2

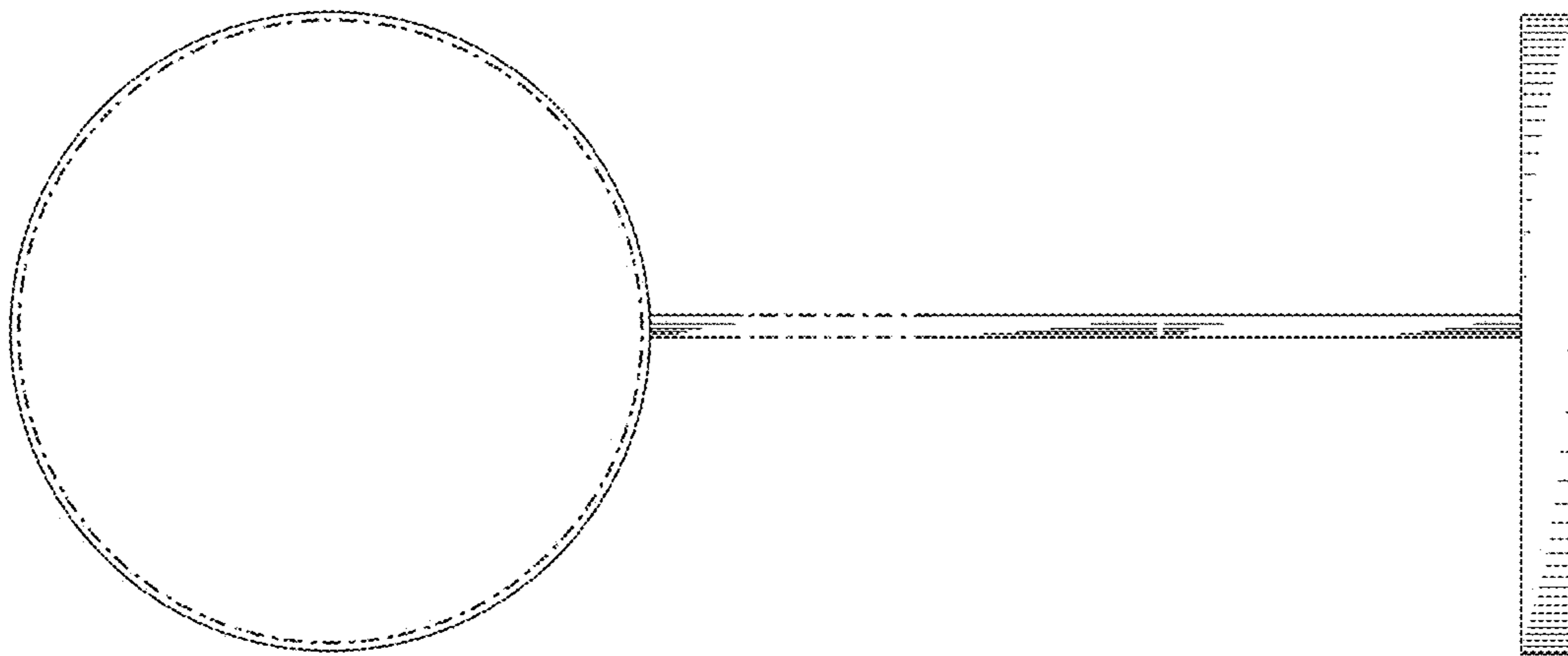


FIG. 3

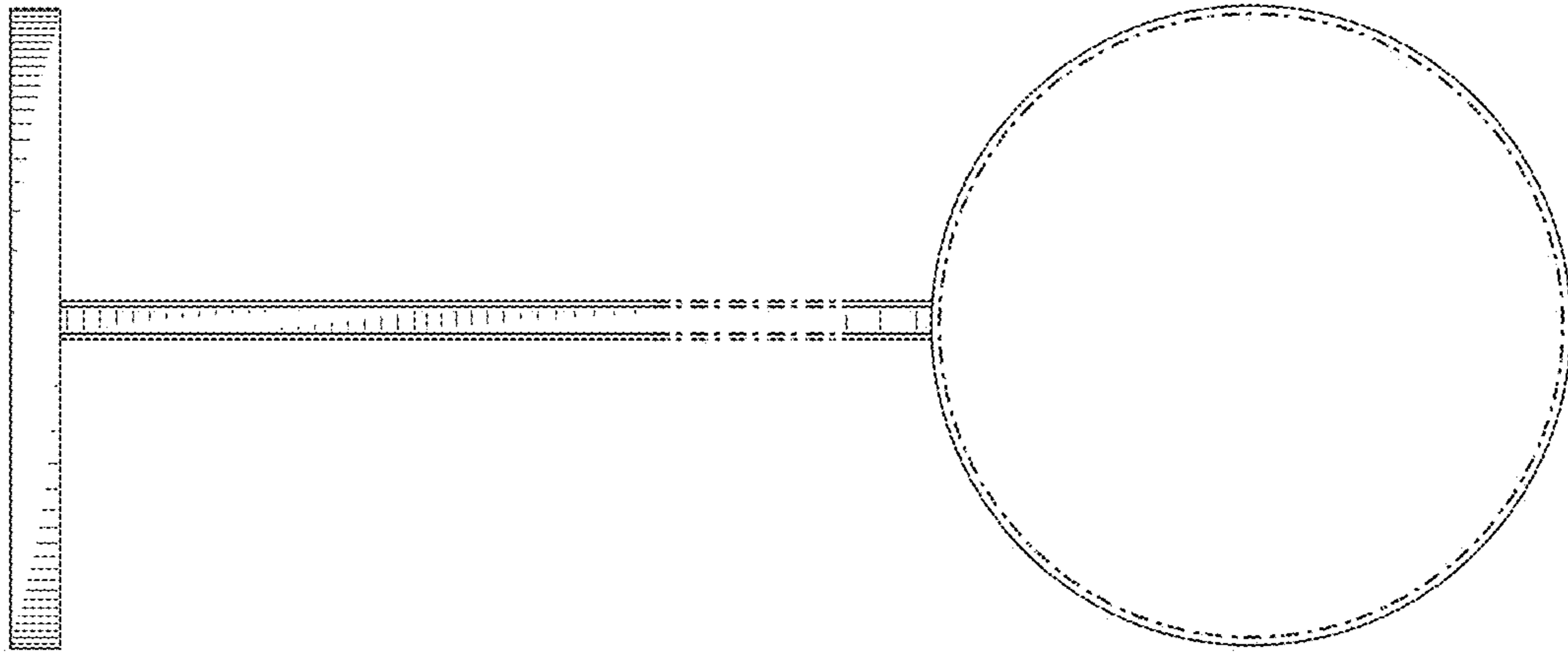


FIG. 4

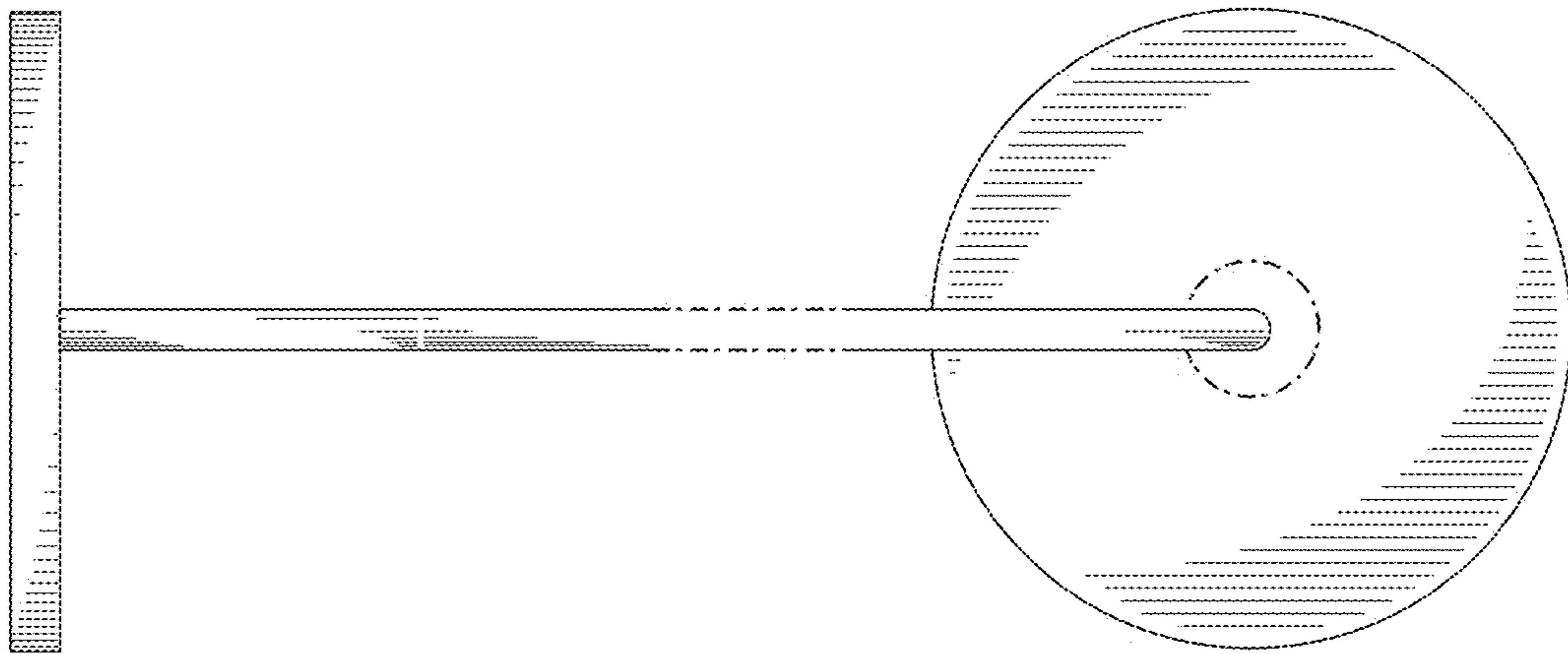


FIG. 5

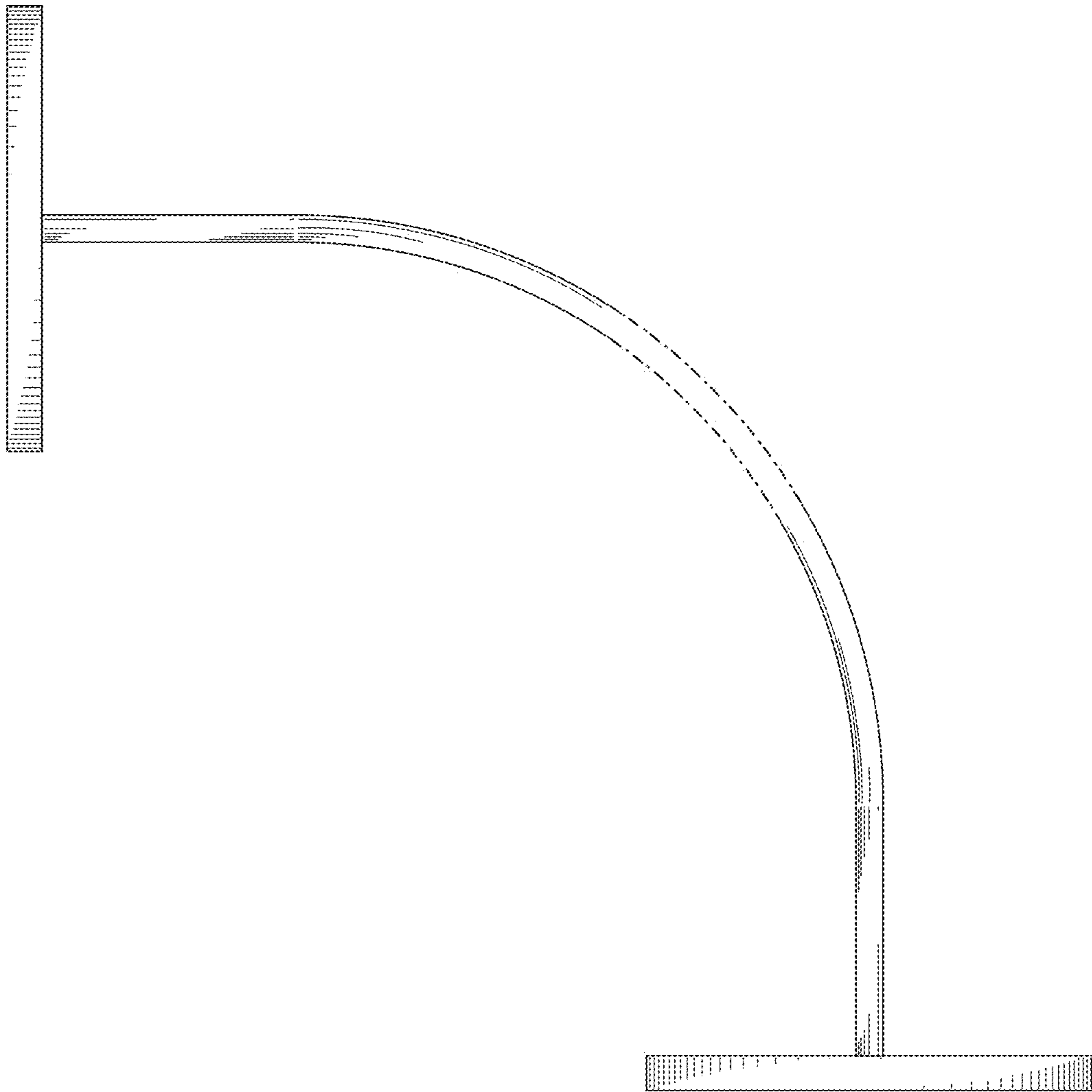


FIG. 6

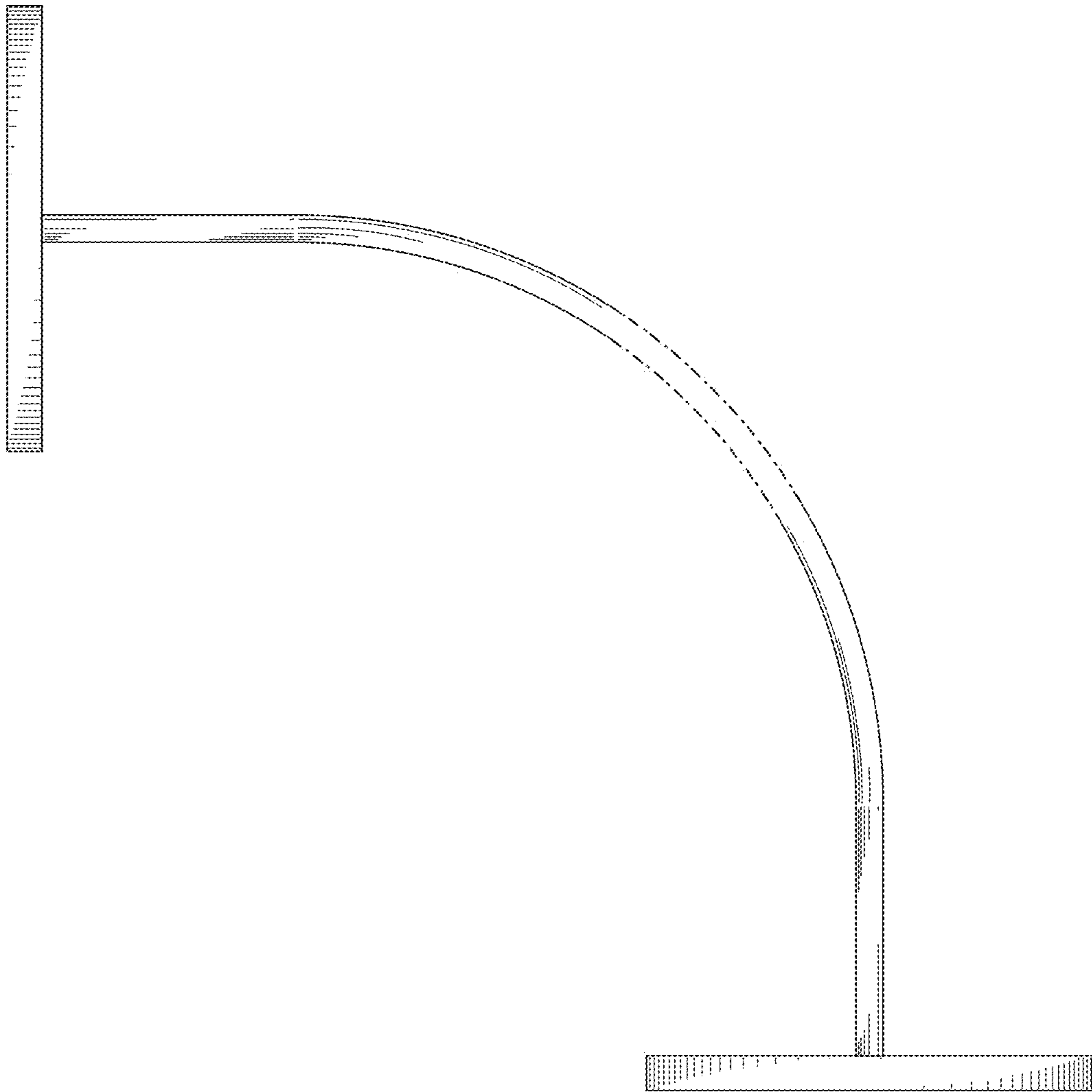


FIG. 7