



US00D963876S

(12) **United States Design Patent** (10) **Patent No.:** **US D963,876 S**
Lai (45) **Date of Patent:** **** Sep. 13, 2022**

(54) **FOOT MASSAGER**
(71) Applicant: **Yu-Hsin Lai**, Taichung (TW)
(72) Inventor: **Yu-Hsin Lai**, Taichung (TW)
(**) Term: **15 Years**

D599,452 S * 9/2009 Israel D23/335
D599,453 S * 9/2009 Israel D23/343
D605,302 S * 12/2009 Tsang D24/212
D622,405 S * 8/2010 Tuli D24/213
(Continued)

(21) Appl. No.: **29/745,901**
(22) Filed: **Aug. 10, 2020**
(51) **LOC (13) Cl.** **28-03**
(52) **U.S. Cl.**
USPC **D24/213**
(58) **Field of Classification Search**
USPC D21/399, 412, 662, 671, 685, 686, 687,
D21/688, 694, 698; D24/200, 211, 212,
D24/213, 214, 215; D6/349
CPC A61H 2205/12; A61H 2201/164; A61H
2205/125; A61H 35/00; A61H 1/0266
See application file for complete search history.

OTHER PUBLICATIONS

Youtube, "Unboxing & How to Use the Vitalize Foot Massager Machine", Jul. 8, 2020. <https://www.youtube.com/watch?v=84bEqyz0Q4E>. Shown at the 0:04 mark. (Year: 2020).
(Continued)

Primary Examiner — Michael A Maharajh
(74) *Attorney, Agent, or Firm* — Che-Yang Chen; Law Office of Michael Chen

(57) **CLAIM**

The ornamental design for a foot massager, as shown and described.

(56) **References Cited**

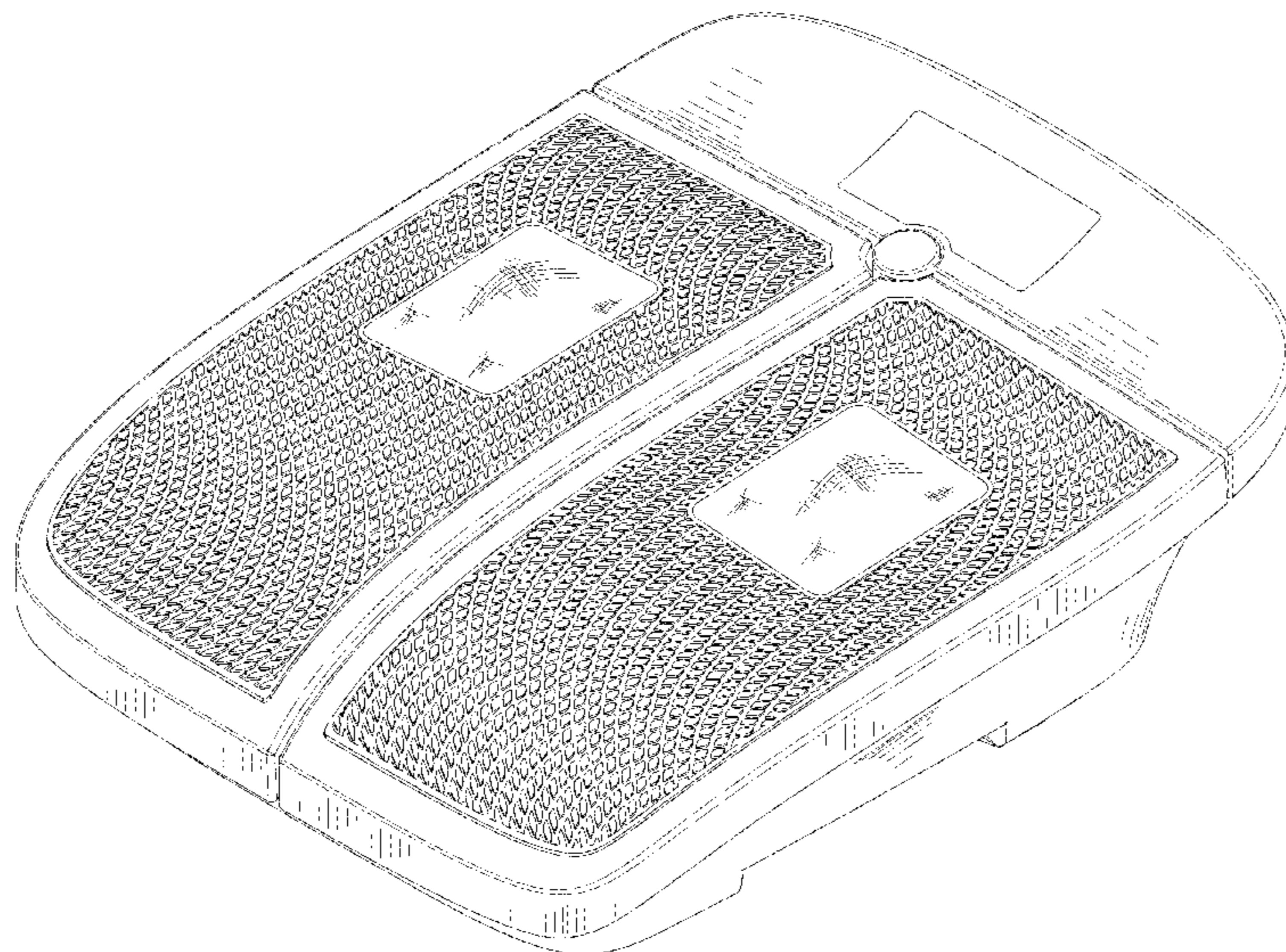
U.S. PATENT DOCUMENTS

D269,636 S * 7/1983 MacGregor D24/211
D330,256 S * 10/1992 Wollman D24/213
D339,638 S * 9/1993 Bucher D24/212
D348,784 S * 7/1994 Hassel D6/349
D350,450 S * 9/1994 Hassel D6/349
D351,027 S * 9/1994 Chen D24/200
D363,556 S * 10/1995 Katsunuma D24/213
D367,931 S * 3/1996 Shimizu D24/212
D374,723 S * 10/1996 Brooks D24/212
D387,175 S * 12/1997 Chen D24/215
D406,649 S * 3/1999 Miyake D24/212
D419,683 S * 1/2000 Miyake D24/213
D420,450 S * 2/2000 Anthony D24/212
D432,242 S * 10/2000 Lie D24/212
D451,292 S * 12/2001 Cheris D6/349
D487,516 S * 3/2004 Lie D24/213
D490,530 S * 5/2004 Chen D24/211
7,322,946 B2 * 1/2008 Lev A61H 15/0078
601/112
D596,750 S * 7/2009 Lev D24/212

DESCRIPTION

FIG. 1 is a perspective view of a foot massager showing our new design;
FIG. 2 is a front view thereof;
FIG. 3 is a rear view thereof;
FIG. 4 is a left side view thereof;
FIG. 5 is a right side view thereof;
FIG. 6 is a top view thereof; and,
FIG. 7 is a bottom view thereof.
The cross-hatching shading in the figures is fragmentarily shown for convenience of illustration, it being understood that the cross-hatching shading is uniformly continued over the surface on which it appears.
The broken lines shown in the figures are for the purpose of illustrating portions of the foot massager, which form no part of the claimed design.

1 Claim, 7 Drawing Sheets



(56)

References Cited

U.S. PATENT DOCUMENTS

D625,021 S * 10/2010 Stoddard D24/212
7,815,583 B2 * 10/2010 Harris A61H 23/00
601/16
D628,303 S * 11/2010 Hsu D24/213
D694,415 S * 11/2013 Viner D24/213
9,011,295 B2 * 4/2015 Orenstein A63B 23/0458
482/52
D856,703 S * 8/2019 Xiang D6/582
D916,218 S * 4/2021 Lu D21/688
D921,913 S * 6/2021 Chen D24/213

OTHER PUBLICATIONS

Amazon, "LifePro Foot Massager", Feb. 1, 2020. https://www.amazon.com/LifePro-Vitalize-Foot-Massager-Machine/dp/B08545HWB5?ref_ast_sto_dp. Shown on p. 1. (Year: 2020).*

* cited by examiner

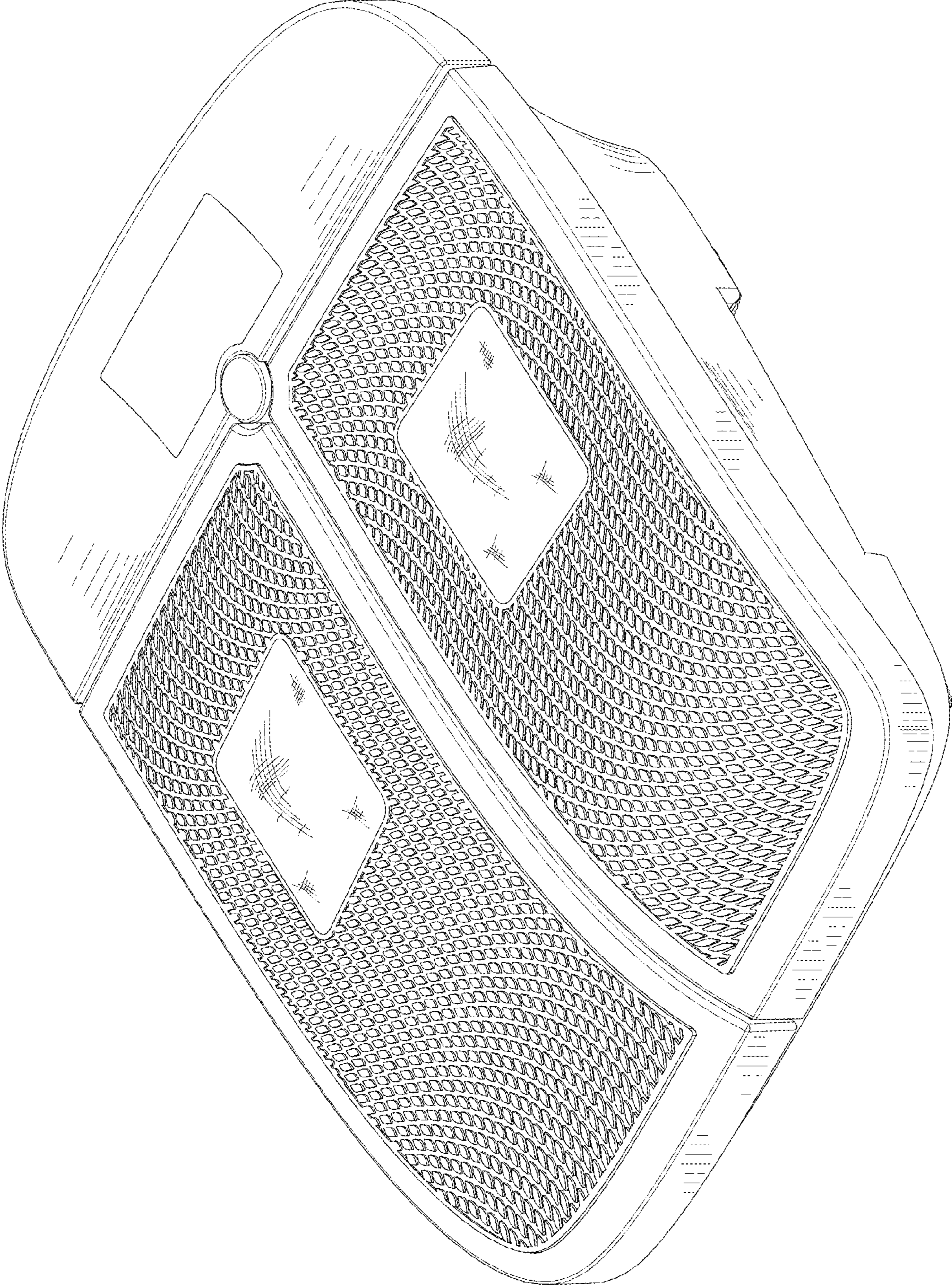


FIG. 1

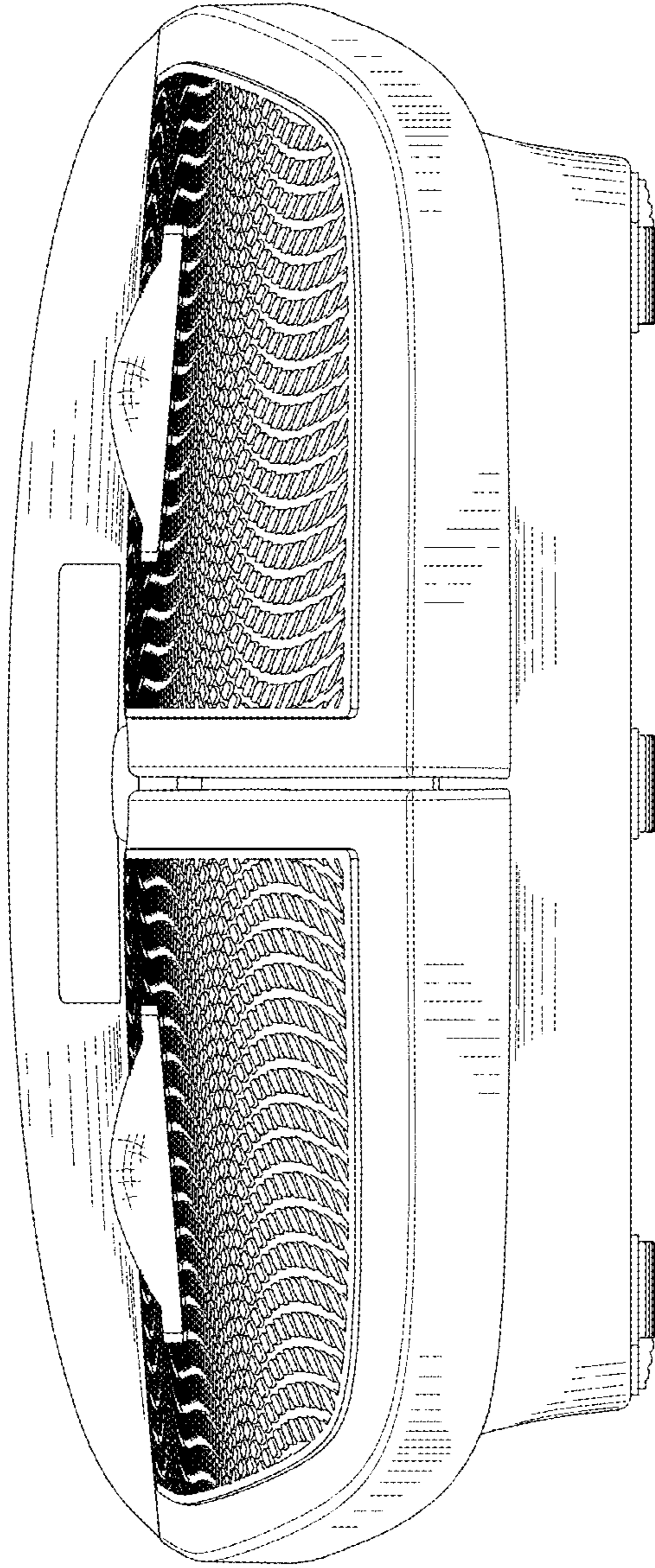


FIG. 2

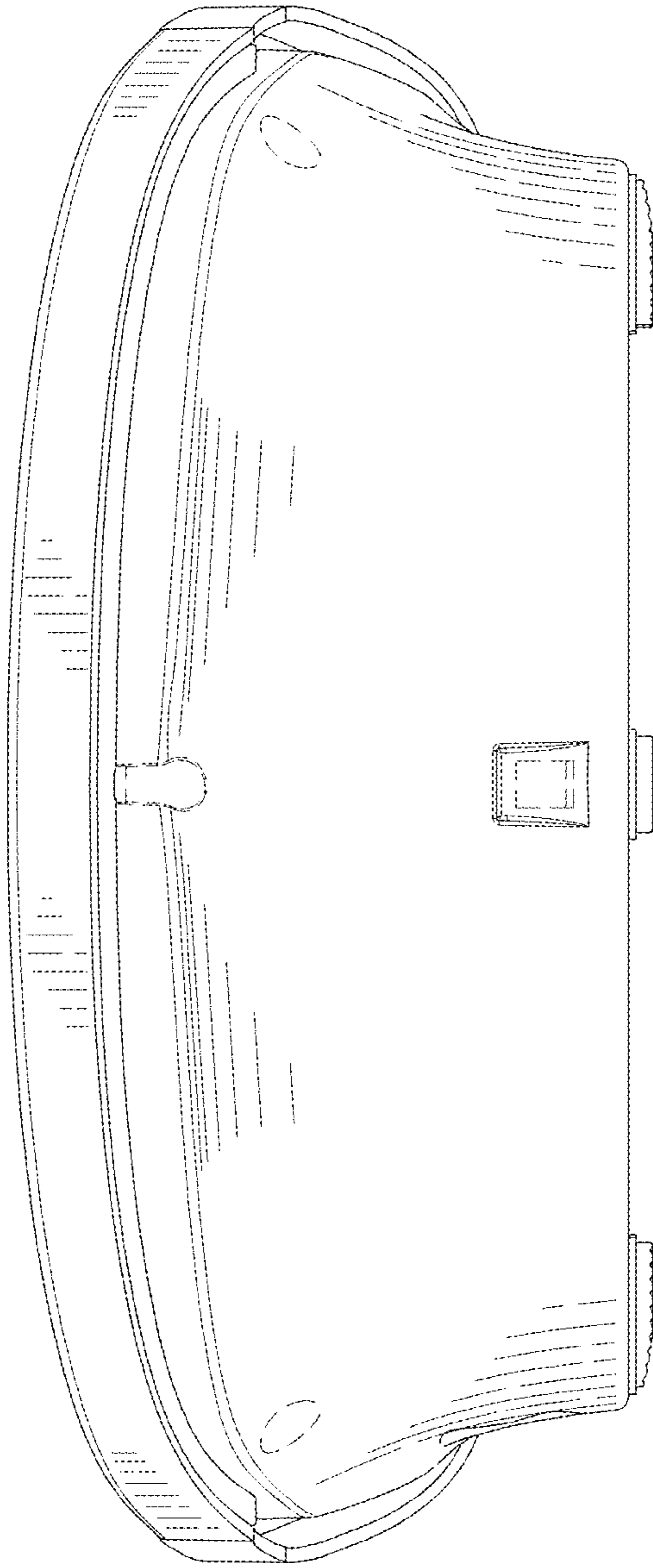


FIG. 3

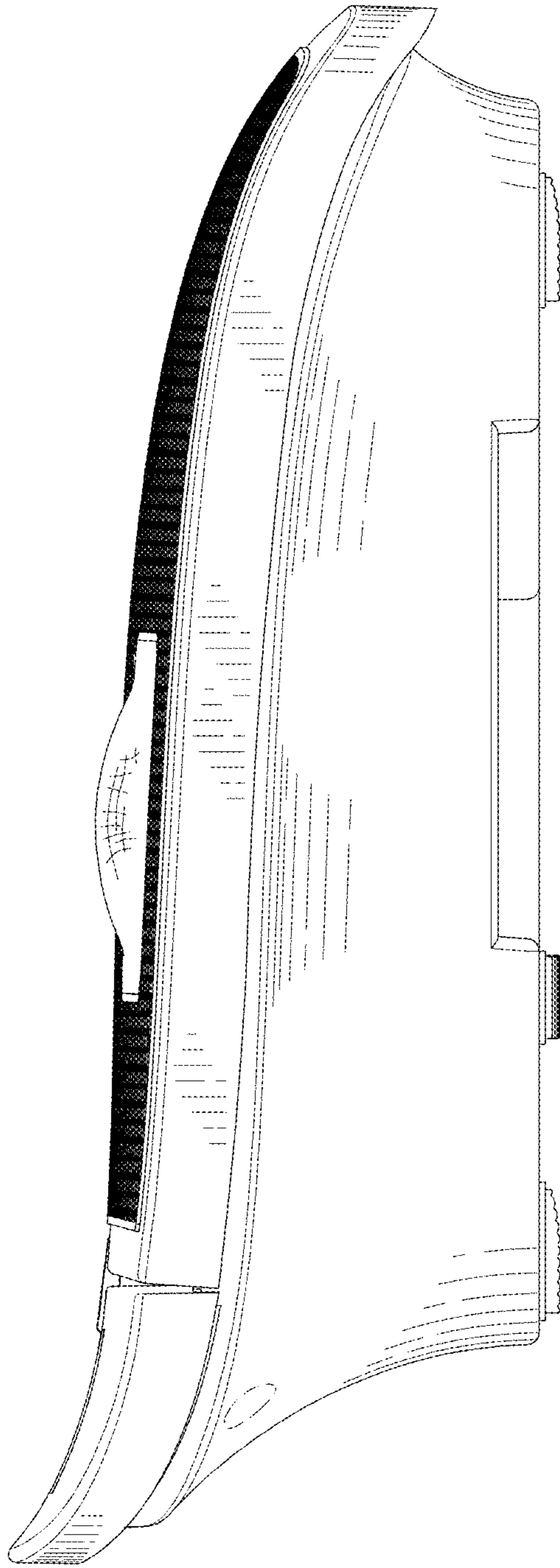


FIG. 4

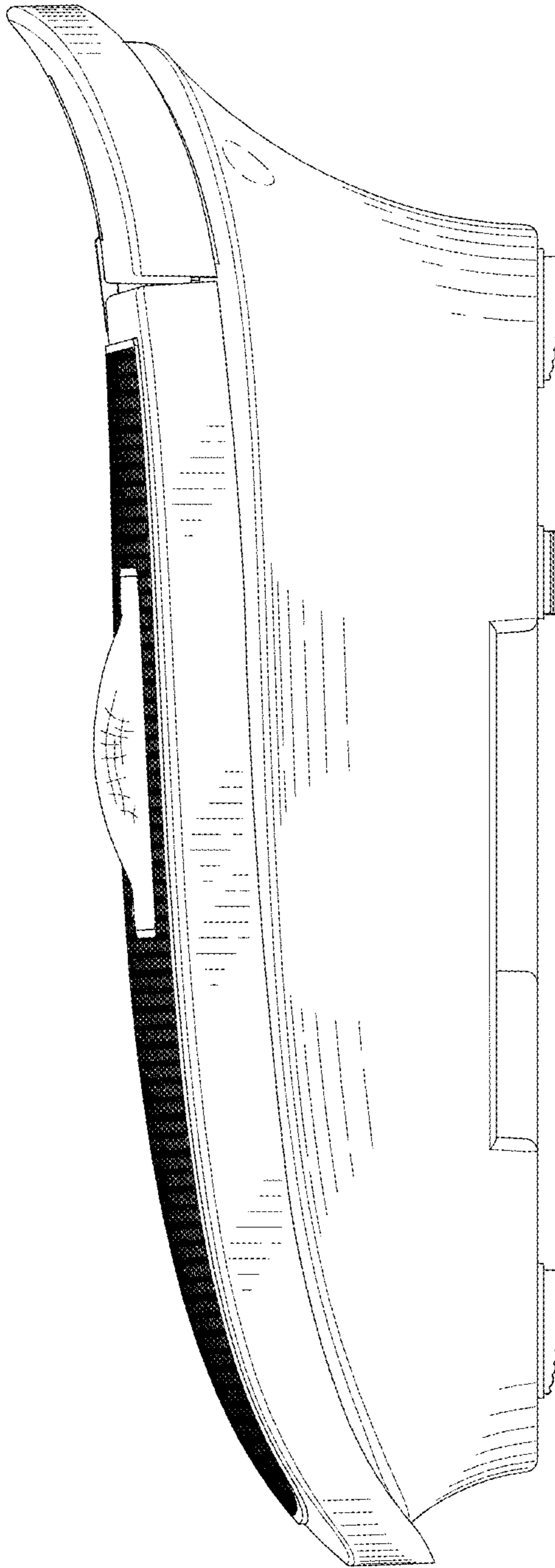


FIG. 5

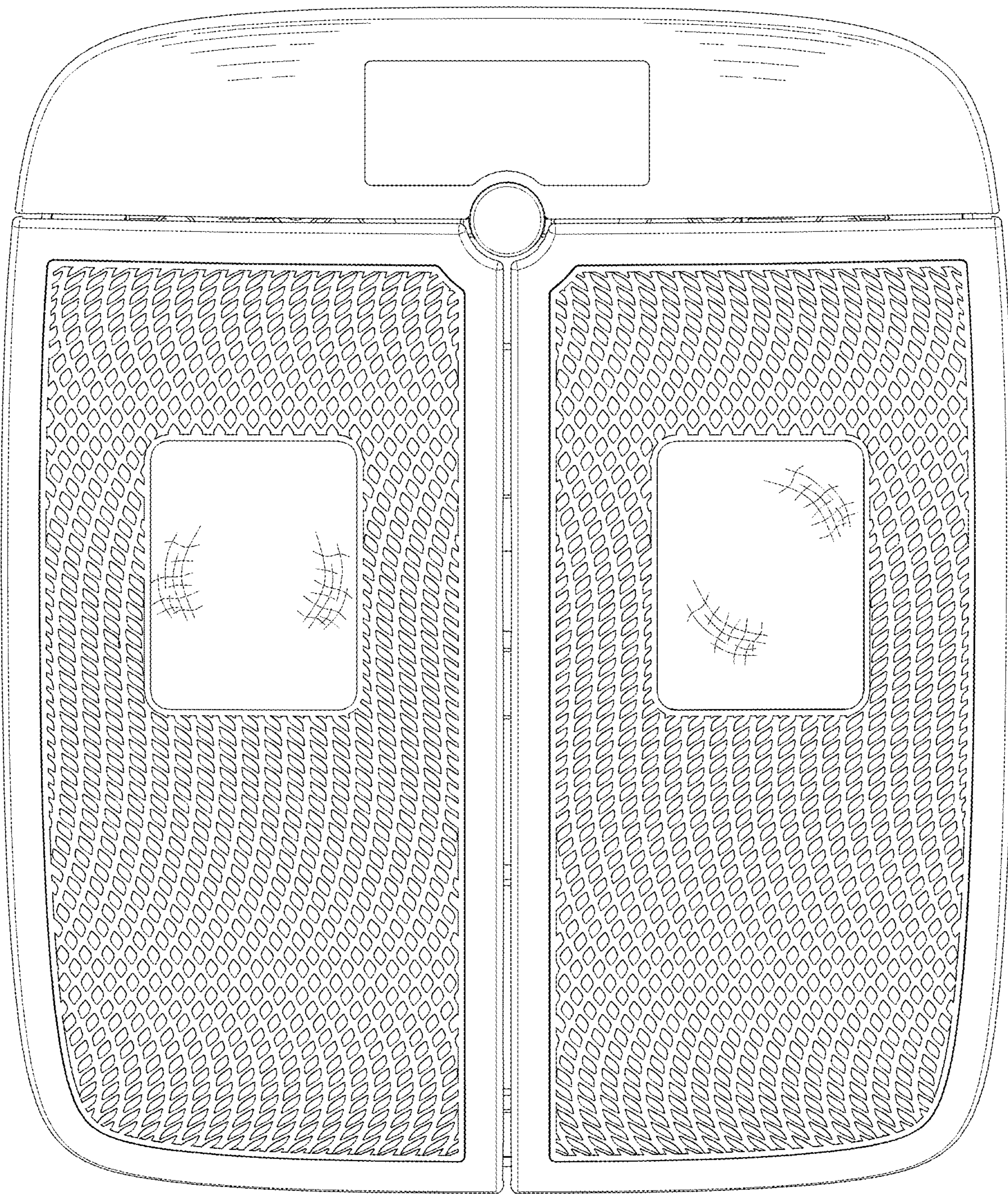


FIG. 6

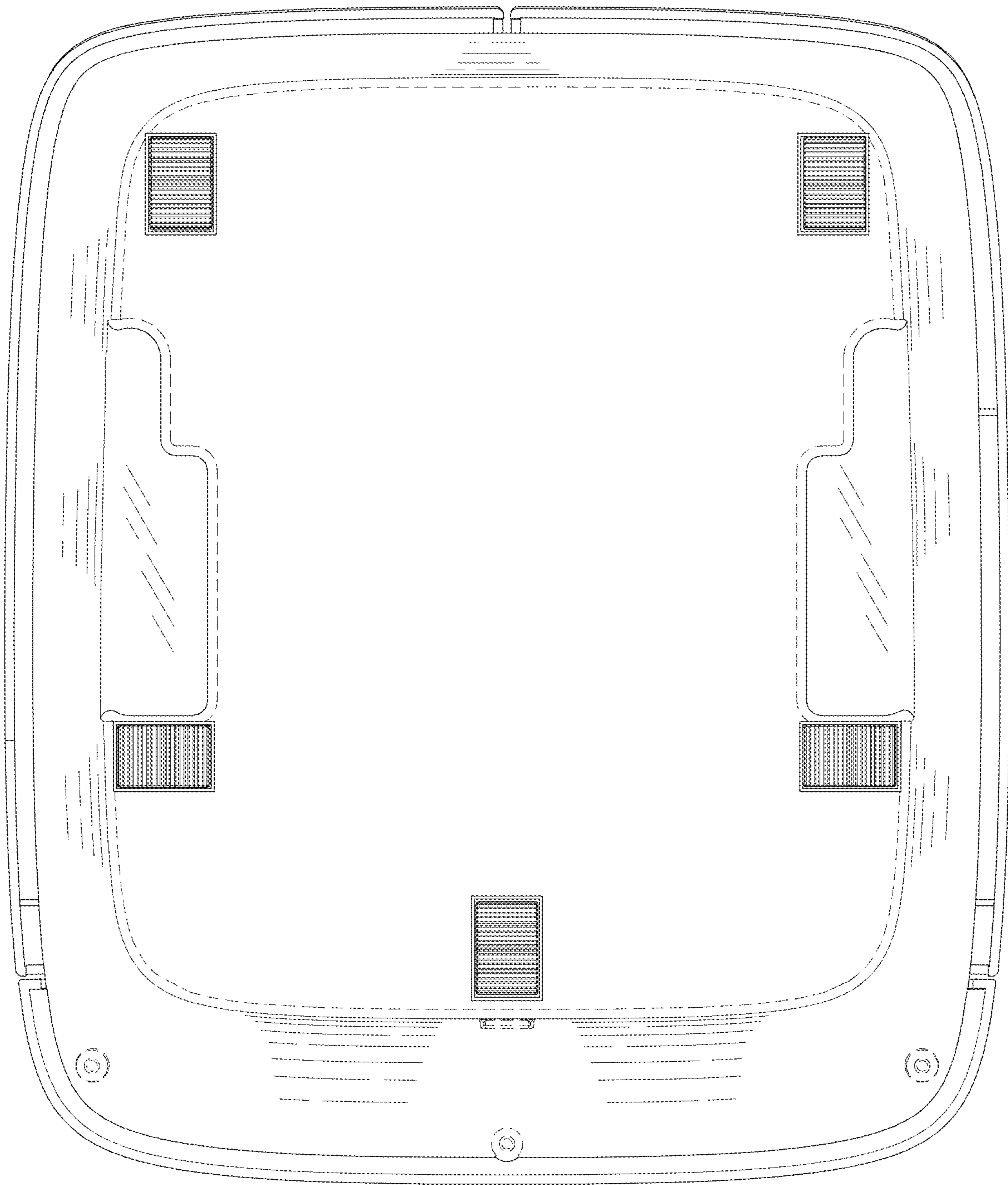


FIG. 7