



US00D963869S

(12) **United States Design Patent**  
**Hsu**

(10) **Patent No.:** **US D963,869 S**

(45) **Date of Patent:** **\*\* Sep. 13, 2022**

(54) **TENS DEVICE**

(71) Applicant: **Raymond Hsu**, Shenzhen (CN)

(72) Inventor: **Raymond Hsu**, Shenzhen (CN)

(\*\*) Term: **15 Years**

(21) Appl. No.: **29/752,664**

(22) Filed: **Sep. 28, 2020**

(51) **LOC (13) Cl.** ..... **28-03**

(52) **U.S. Cl.**

USPC ..... **D24/200**

(58) **Field of Classification Search**

USPC ..... D24/200, 214–215, 185–186, 165;  
D14/218

CPC ..... A61N 1/04; A61N 1/0404; A61N 1/0456;  
A61N 1/06; A61N 1/08; A61N 1/32;  
A61N 1/36; A61N 1/36003; A61N  
1/36014; A61N 1/36017; A61N 1/36021;  
A61N 1/36057; A61N 1/36071; A61N  
1/36128

See application file for complete search history.

(56) **References Cited**

**U.S. PATENT DOCUMENTS**

8,160,694 B2 \* 4/2012 Salmon ..... A61N 1/37247  
607/2

8,855,777 B2 \* 10/2014 King ..... A61N 1/36071  
607/46

9,020,599 B2 \* 4/2015 Rooney ..... A61N 1/36021  
607/46

9,320,847 B2 \* 4/2016 Rooney ..... A61N 1/36021

D802,780 S \* 11/2017 Hsu ..... D24/200

D830,565 S \* 10/2018 Xu ..... D24/200

D836,789 S \* 12/2018 Jiang ..... D24/200

D927,004 S \* 8/2021 Peng ..... D24/200

D932,637 S \* 10/2021 Hsu ..... D24/200

D954,281 S \* 6/2022 Hsu ..... D24/200

\* cited by examiner

*Primary Examiner* — Wan Laymon

(74) *Attorney, Agent, or Firm* — Alexander Chen, Esq.

(57) **CLAIM**

The ornamental design for a TENS device, as shown and described.

**DESCRIPTION**

FIG. 1 is an enlarged bottom view of a TENS device;

FIG. 2 is a side view thereof;

FIG. 3 is a front view thereof;

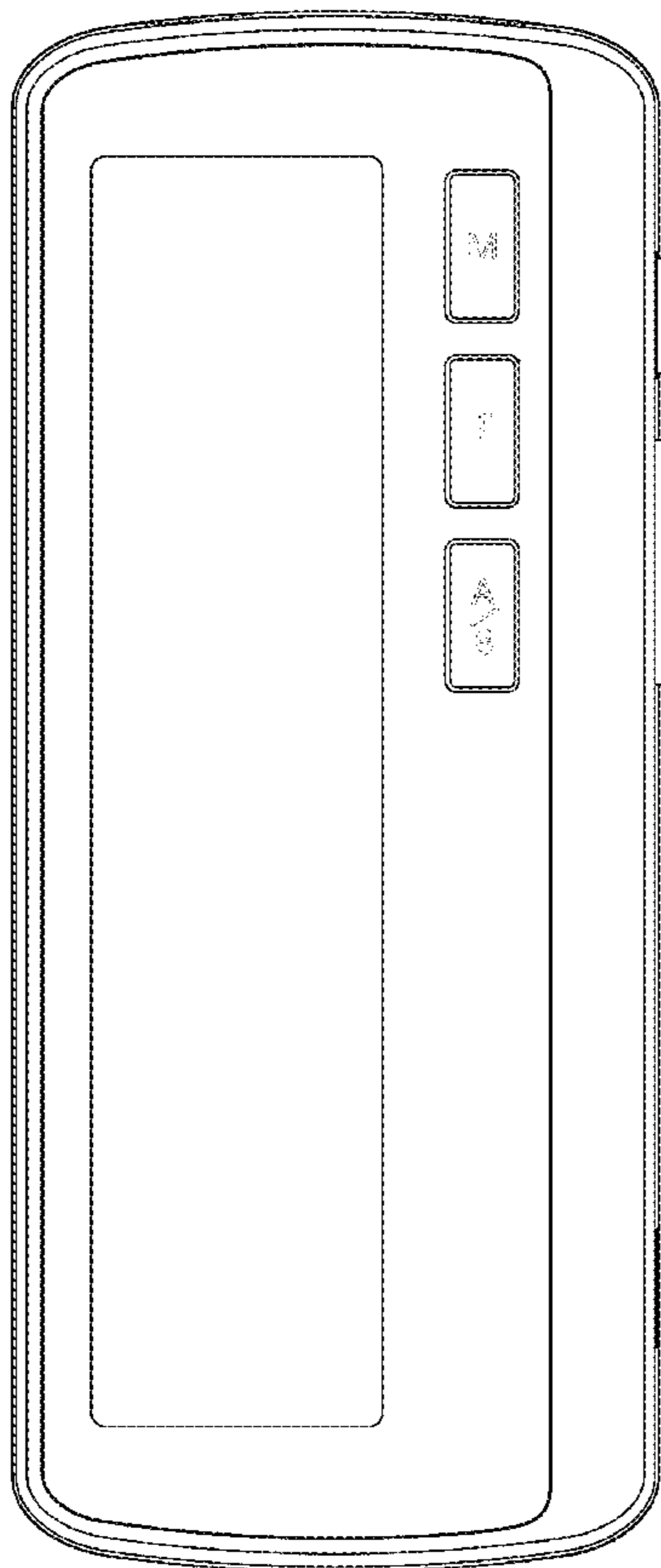
FIG. 4 is an enlarged top view thereof;

FIG. 5 is a side view thereof; and,

FIG. 6 is a back view thereof.

The broken lines in the drawings are included for the purpose of illustrating portions of the TENS device and form no part of the claimed design.

**1 Claim, 6 Drawing Sheets**



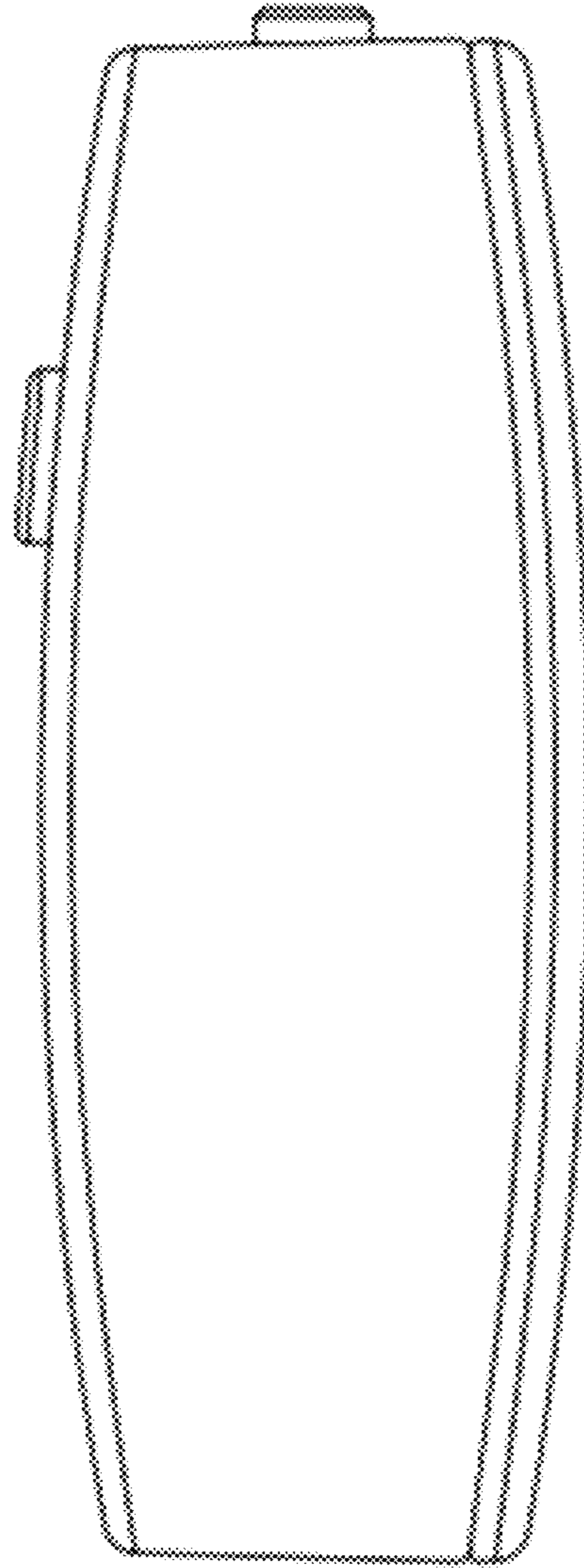


Fig. 1




Fig. 2

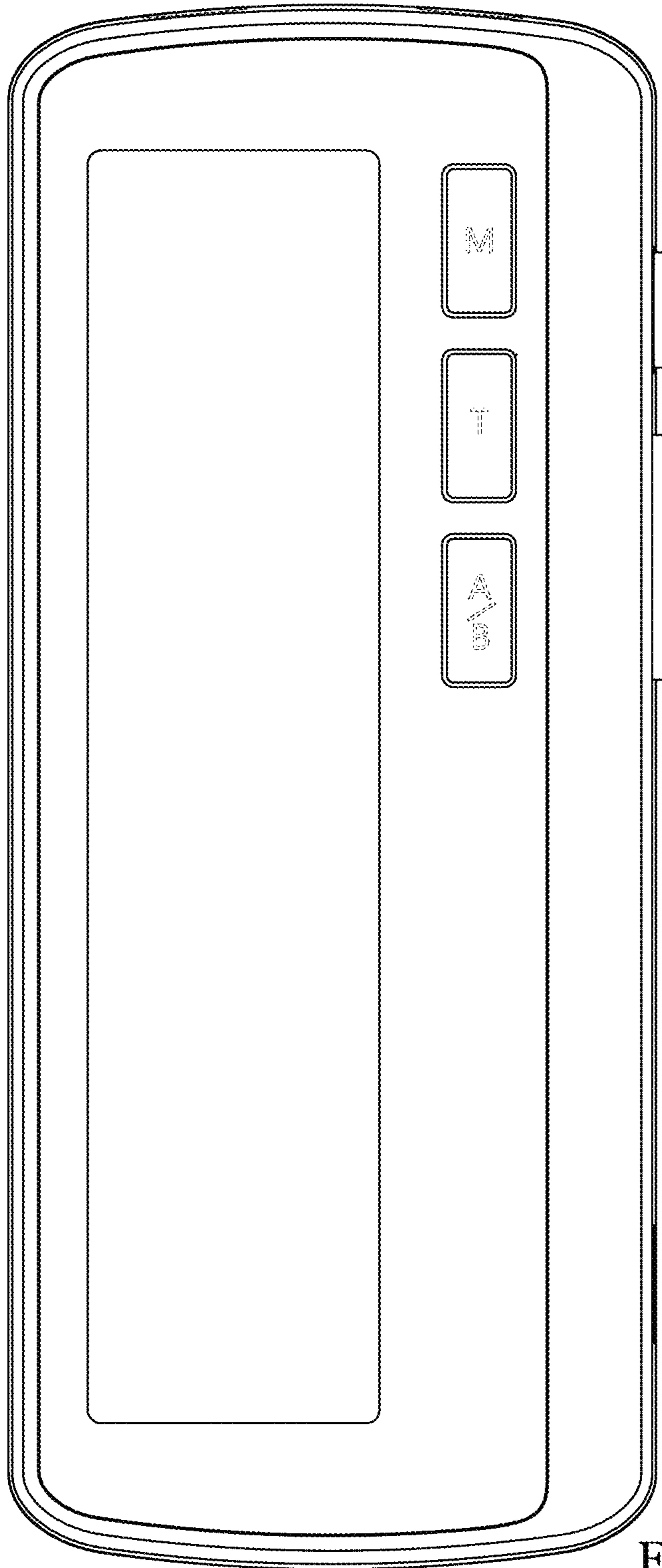


Fig. 3

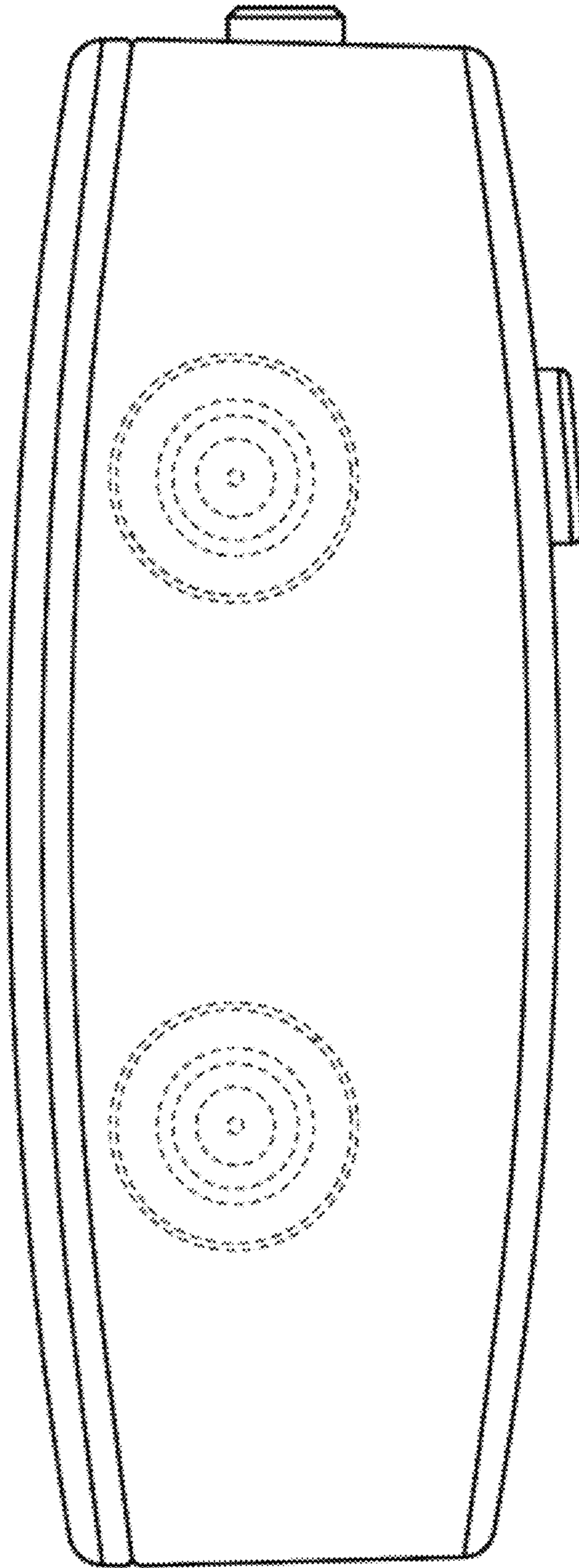


Fig. 4

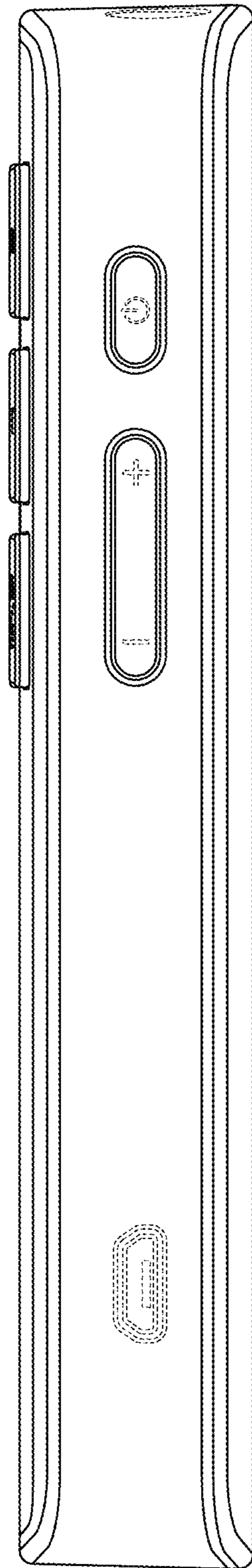


Fig. 5




Fig. 6