



US00D963752S

(12) **United States Design Patent**
Chatterjee et al.

(10) **Patent No.:** **US D963,752 S**
(45) **Date of Patent:** **** Sep. 13, 2022**

(54) **CONTROLLER**

FOREIGN PATENT DOCUMENTS

(71) Applicant: **Microsoft Corporation**, Redmond, WA (US)

JP D1659475 * 4/2020
JP D1686682 * 5/2021

(72) Inventors: **Monique Chatterjee**, Seattle, WA (US);
Matthew C. Harvey, Seattle, WA (US);
Austin R. Porter, Salem, MA (US);
Richard T. Hanks, Arlington, MA (US)

OTHER PUBLICATIONS

Wireless Game Joystick Controller, first available Jan. 17, 2021, www.amazon.com [online], site visited Jan. 7, 2022], Available from internet URL: https://amzn.to/3JPefmu (Year: 2021).*

(73) Assignee: **Microsoft Corporation**, Redmond, WA (US)

(Continued)

(**) Term: **15 Years**

Primary Examiner — Garth Rademaker

Assistant Examiner — Salamah Jordan

(21) Appl. No.: **29/747,042**

(74) *Attorney, Agent, or Firm* — Banner & Witcoff, Ltd.

(22) Filed: **Aug. 19, 2020**

(57) **CLAIM**

(51) **LOC (13) Cl.** **21-01**

The ornamental design for a controller, as shown and described.

(52) **U.S. Cl.**

USPC **D21/333**

(58) **Field of Classification Search**

USPC D14/203.3, 218, 358, 388, 400–401, 417,
D14/426–431, 454; D21/320, 324–333

CPC A63F 13/06; A63F 13/08; A63F 13/22;
A63F 13/24; A63F 13/40; A63F 13/42;
A63F 13/98; A63F 13/285; A63F 9/24;
G06F 3/0338

See application file for complete search history.

DESCRIPTION

The patent or application file contains at least one drawing executed in color. Copies of this patent or patent application with color drawing(s) will be provided by the Office upon request and payment of the necessary fee.

FIG. 1 is a bottom perspective view of a controller showing our new design;

FIG. 2 is a top perspective view thereof;

FIG. 3 is a front view thereof;

FIG. 4 is a rear view thereof;

FIG. 5 is a top view thereof;

FIG. 6 is a bottom view thereof;

FIG. 7 is a left side view thereof; and,

FIG. 8 is a right side view thereof.

The broken lines in the drawings depict portions of the controller that form no part of the claimed design.


(56) **References Cited**

U.S. PATENT DOCUMENTS

D453,758 S 2/2002 Han et al.
D694,830 S * 12/2013 Crowley D21/333
D708,615 S * 7/2014 Delrue D14/401
D709,498 S 7/2014 Morris et al.
D709,499 S 7/2014 Morris et al.
D709,882 S 7/2014 Morris et al.
9,251,701 B2 * 2/2016 Plagge G01S 17/66
D760,840 S 7/2016 Chatterjee et al.
D765,788 S 9/2016 Kujawski et al.
D765,790 S 9/2016 Chatterjee et al.

(Continued)

1 Claim, 8 Drawing Sheets
(8 of 8 Drawing Sheet(s) Filed in Color)



(56)

References Cited

U.S. PATENT DOCUMENTS

D765,791 S 9/2016 Chatterjee et al.
 D765,793 S 9/2016 Chatterjee et al.
 D766,374 S 9/2016 Kujawski et al.
 D767,684 S 9/2016 Kujawski et al.
 D768,786 S * 10/2016 Seflic D21/333
 D770,568 S 11/2016 Kujawski et al.
 D772,988 S 11/2016 Kujawski et al.
 D774,596 S 12/2016 Kujawski et al.
 D786,251 S 5/2017 Chatterjee et al.
 D788,853 S 6/2017 Chatterjee et al.
 D794,129 S 8/2017 Kujawski et al.
 D795,350 S 8/2017 Chatterjee et al.
 D795,351 S 8/2017 Chatterjee et al.
 D795,960 S 8/2017 Chatterjee et al.
 D795,961 S 8/2017 Chatterjee et al.
 D798,954 S 10/2017 Chatterjee et al.
 D799,599 S 10/2017 Kujawski et al.
 D799,600 S 10/2017 Chatterjee et al.

D816,170 S 4/2018 Chatterjee et al.
 D819,641 S * 6/2018 Tsuchiya D14/401
 D825,005 S 8/2018 Chatterjee et al.
 D847,904 S 5/2019 Chatterjee et al.
 D853,384 S * 7/2019 Fulghum D14/401
 D854,619 S * 7/2019 Konishi D21/333
 D855,703 S 8/2019 Chatterjee et al.
 D872,184 S 1/2020 Chatterjee et al.
 D885,387 S * 5/2020 Hu D14/401
 D890,185 S * 7/2020 Jetter D14/454
 D921,116 S * 6/2021 Zhou D21/333
 D932,550 S * 10/2021 Tong D21/333
 2018/0207523 A1 * 7/2018 Lyden A63F 13/24
 2018/0250587 A1 * 9/2018 Strahle A63F 13/25

OTHER PUBLICATIONS

“Non Final Office Action Issued in U.S. Appl. No. 29/747,033”,
 dated Jan. 14, 2022, 7 Pages.

* cited by examiner

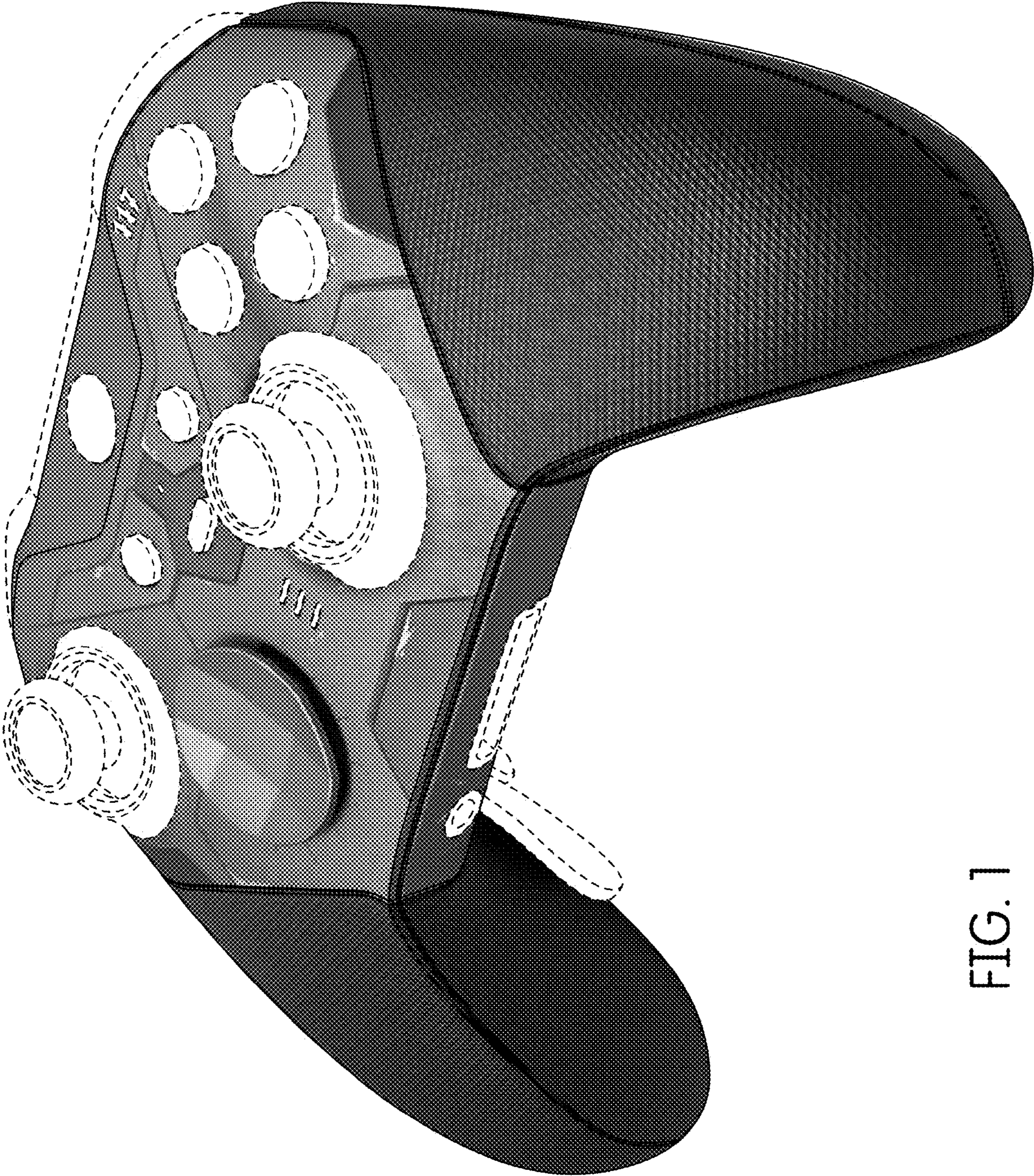


FIG. 1

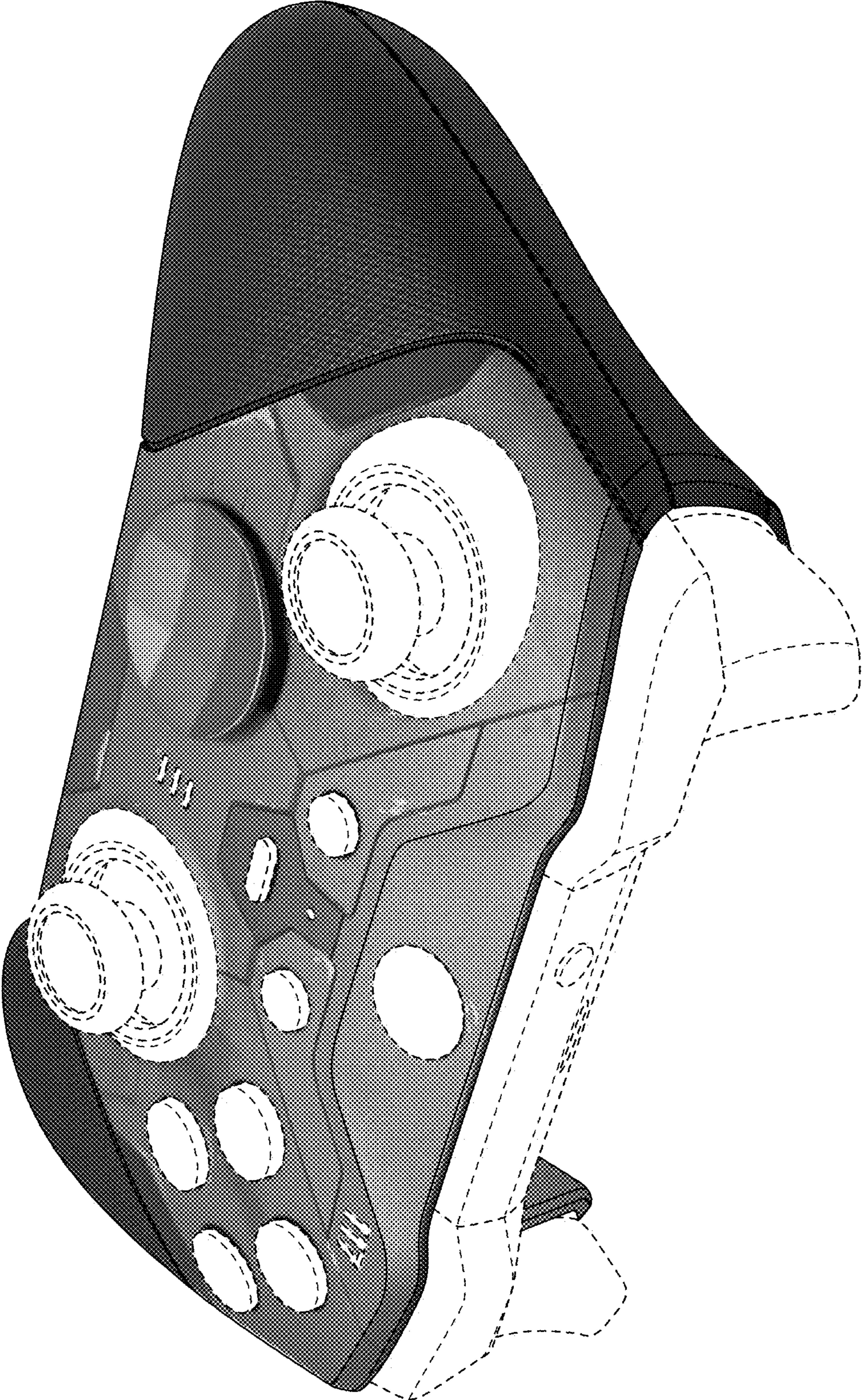


FIG. 2

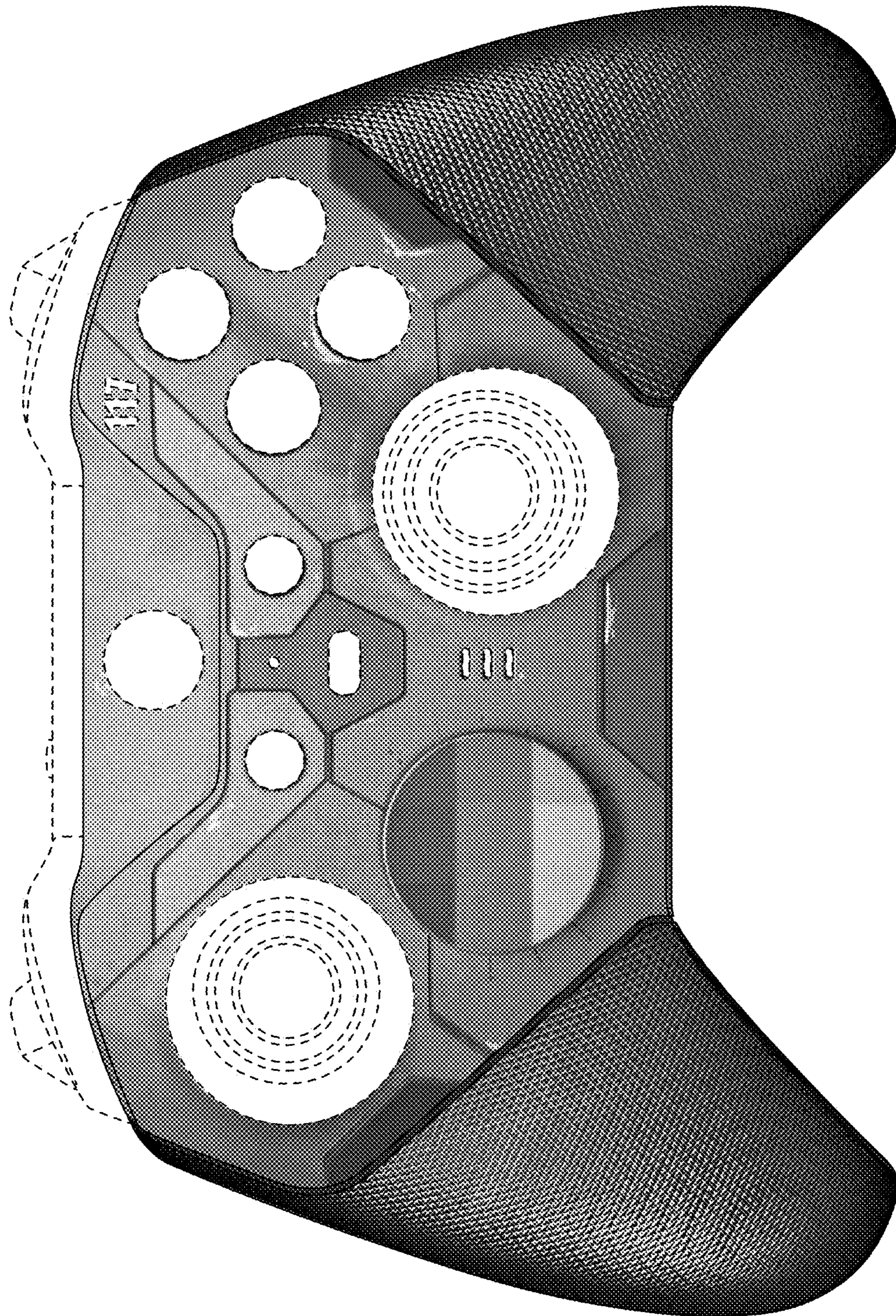


FIG. 3

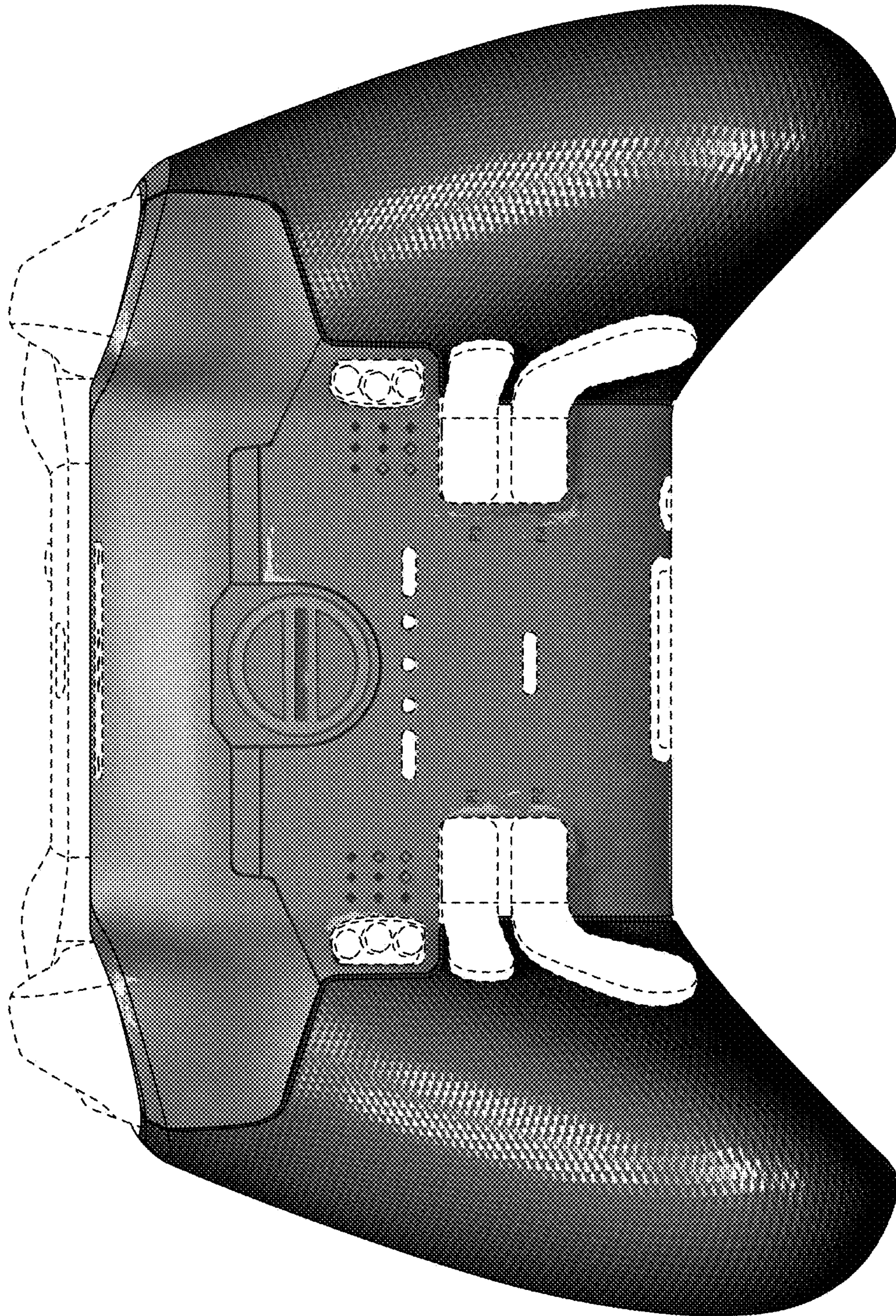


FIG. 4

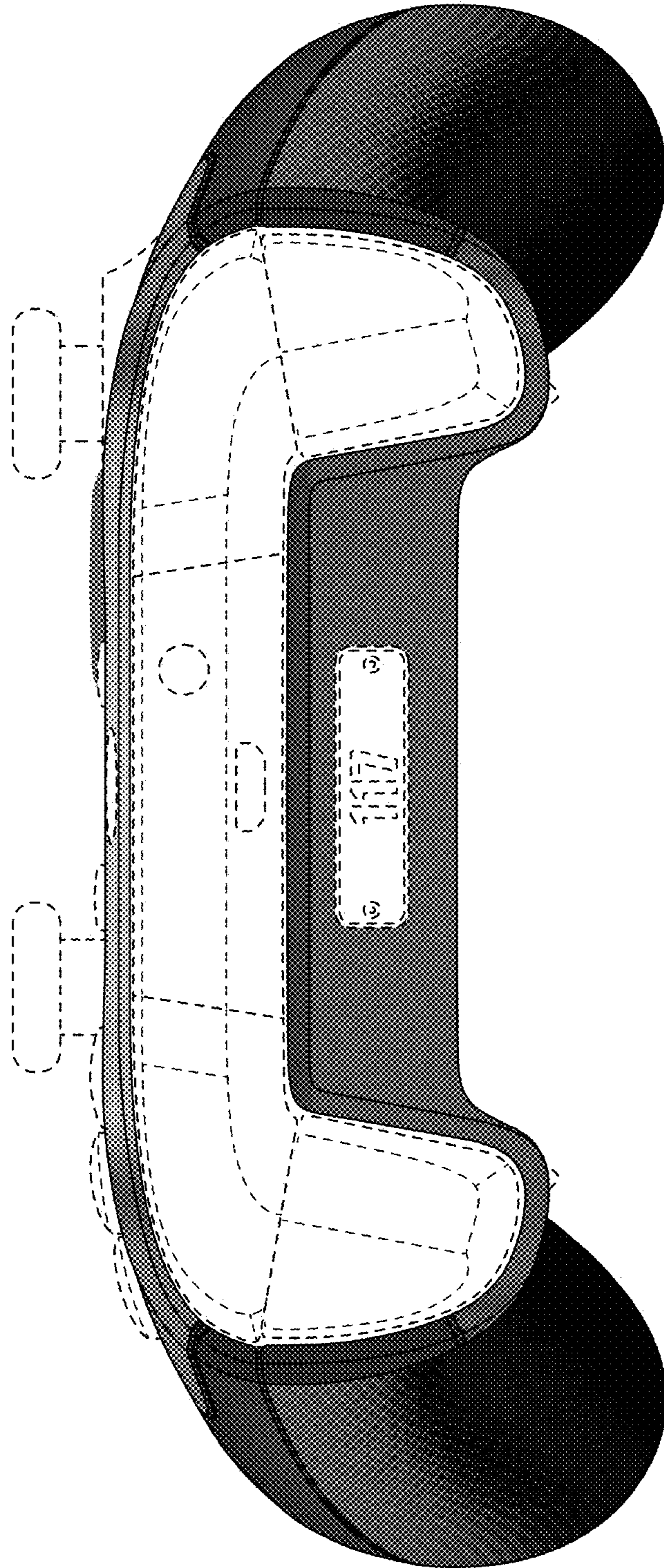


FIG. 5

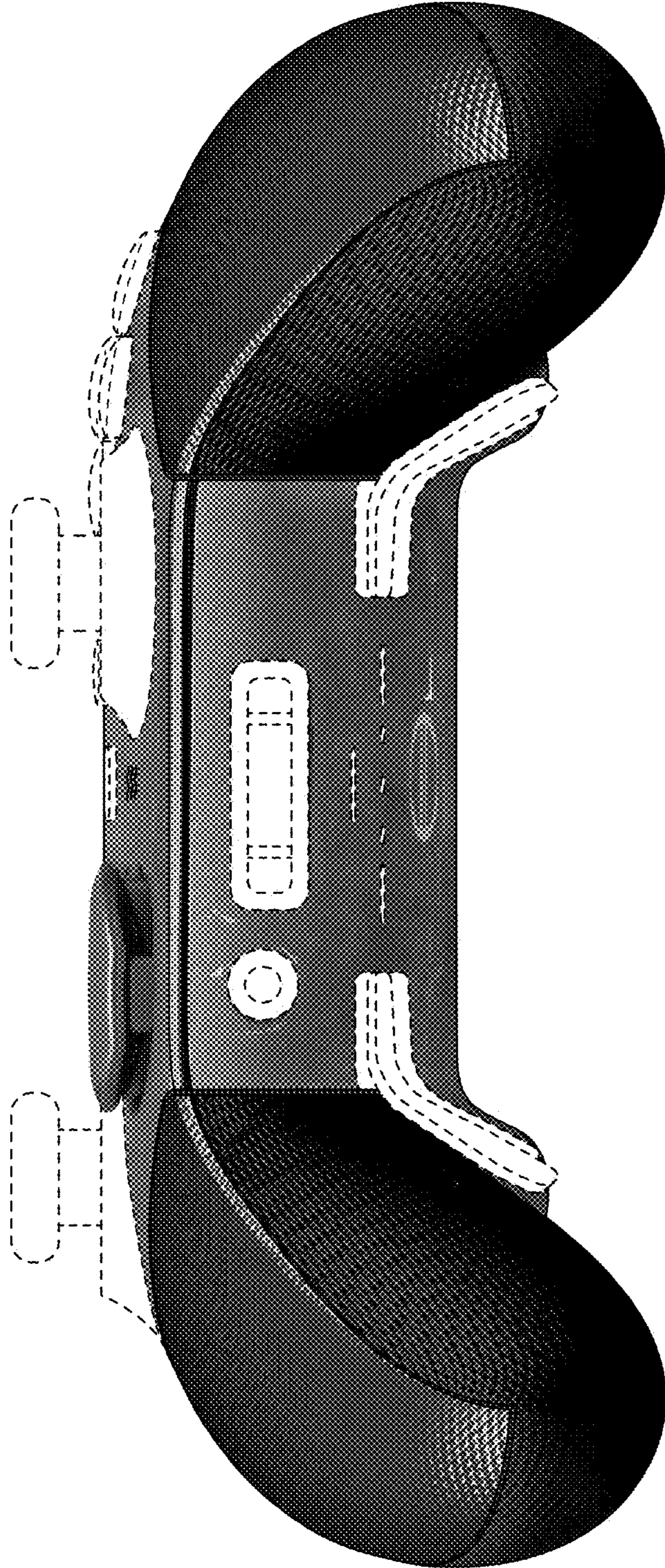


FIG. 6




FIG. 7

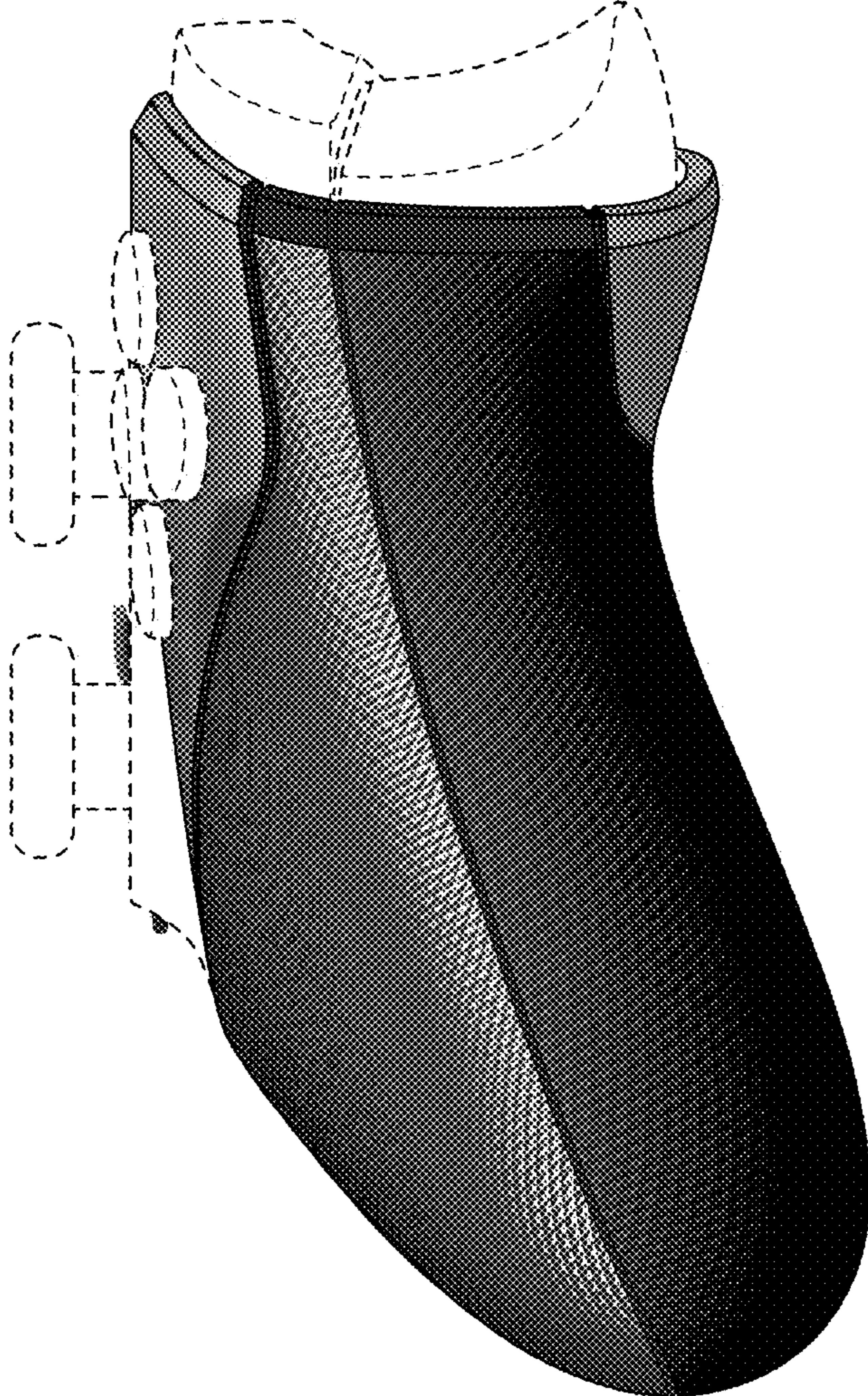


FIG. 8