



US00D963739S

(12) **United States Design Patent** (10) **Patent No.:** **US D963,739 S**
Jamin (45) **Date of Patent:** **** Sep. 13, 2022**

(54) **SUNGLASSES**

(71) Applicant: **Christian Dior Couture**, Paris (FR)

(72) Inventor: **Mathieu Jamin**, Saint Maur les Fausses (FR)

(73) Assignee: **CHRISTIAN DIOR COUTURE**, Paris (FR)

(**) Term: **15 Years**

(21) Appl. No.: **29/738,571**

(22) Filed: **Jun. 18, 2020**

(51) **LOC (13) Cl.** **16-06**

(52) **U.S. Cl.**
USPC **D16/316**

(58) **Field of Classification Search**
USPC D16/300, 304, 309, 310, 312–316
CPC G02C 7/10
See application file for complete search history.

(56) **References Cited**

U.S. PATENT DOCUMENTS

D873,902 S * 1/2020 Jamin D16/326
D924,962 S * 7/2021 Jamin D16/300

OTHER PUBLICATIONS

Christian Dior Stellaire 1 Sunglasses, posted at eye4moda.com, posting date not given, [online], [site visited Oct. 26, 2021].

Available from Internet, URL: <https://eye4moda.com/product/christian-dior-stellaire-1-sunglasses/> (Year: 2021).*

Dior SoStellaire1 sunglasses, posted at farfetch.com, posting date not given, [online], [site visited Oct. 26, 2021]. Available from Internet, URL: <https://www.farfetch.com/shopping/women/dior-eyewear-dior-sostellaire1-sunglasses-item-15476540.aspx?storeid=9945> (Year: 2021).*

UltraDior SU oversized sunglasses, posted at mytheresa.com, posting date not given, [online], [site visited Oct. 26, 2021]. Available from Internet, URL: https://www.mytheresa.com/euro_en/dior-eyewear-ultradior-su-oversized-sunglasses-1754388.html (Year: 2021).*

* cited by examiner

Primary Examiner — George D. Kirschbaum

Assistant Examiner — Maria J. Edwards

(74) *Attorney, Agent, or Firm* — Cantor Colburn LLP

(57) **CLAIM**

The ornamental design for sunglasses, as shown and described.

DESCRIPTION

FIG. 1 is a front view of a pair of sunglasses showing my new design;

FIG. 2 is a rear view thereof;

FIG. 3 is a bottom view thereof;


FIG. 4 is a top view thereof;

FIG. 5 is a right side view thereof;

FIG. 6 is a left side view thereof; and,

FIG. 7 is a left, front perspective view thereof.

1 Claim, 7 Drawing Sheets



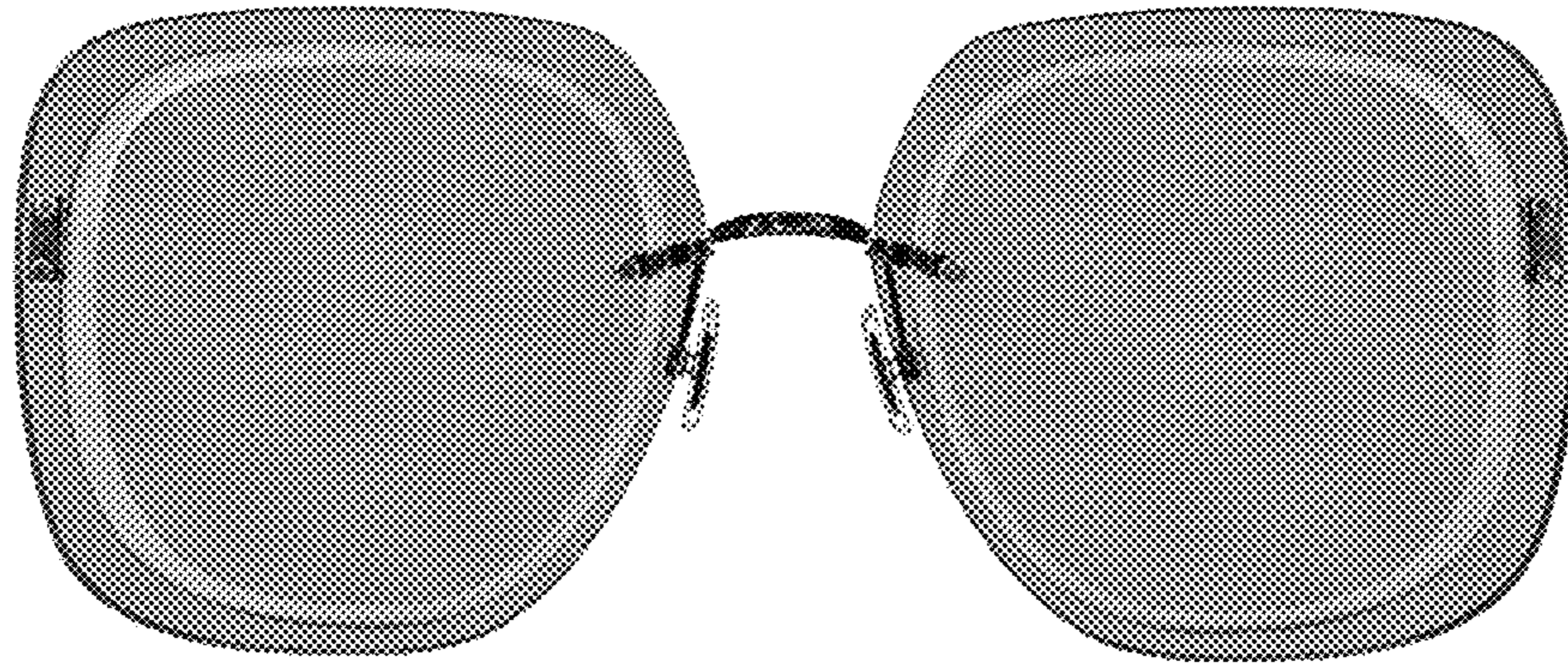


FIG. 1




FIG. 2



FIG. 3




FIG. 4

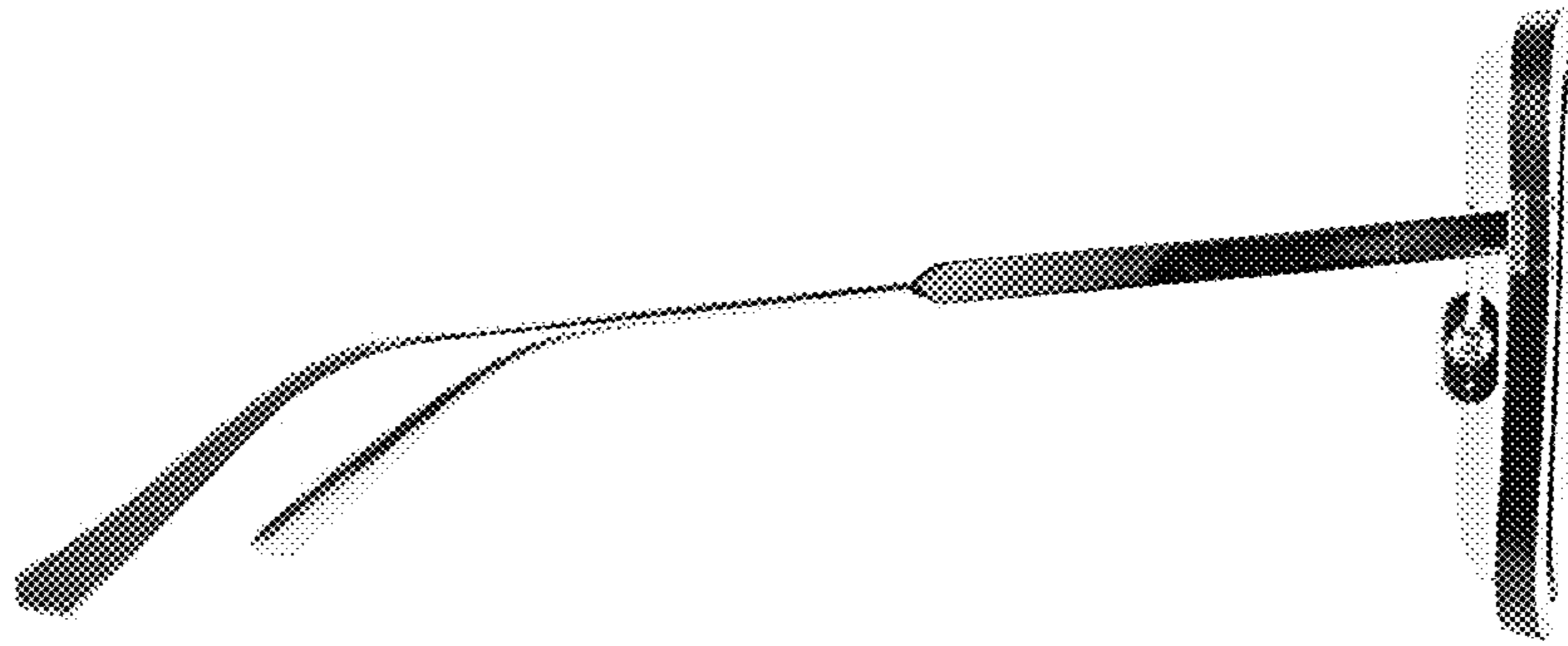


FIG. 5




FIG. 6

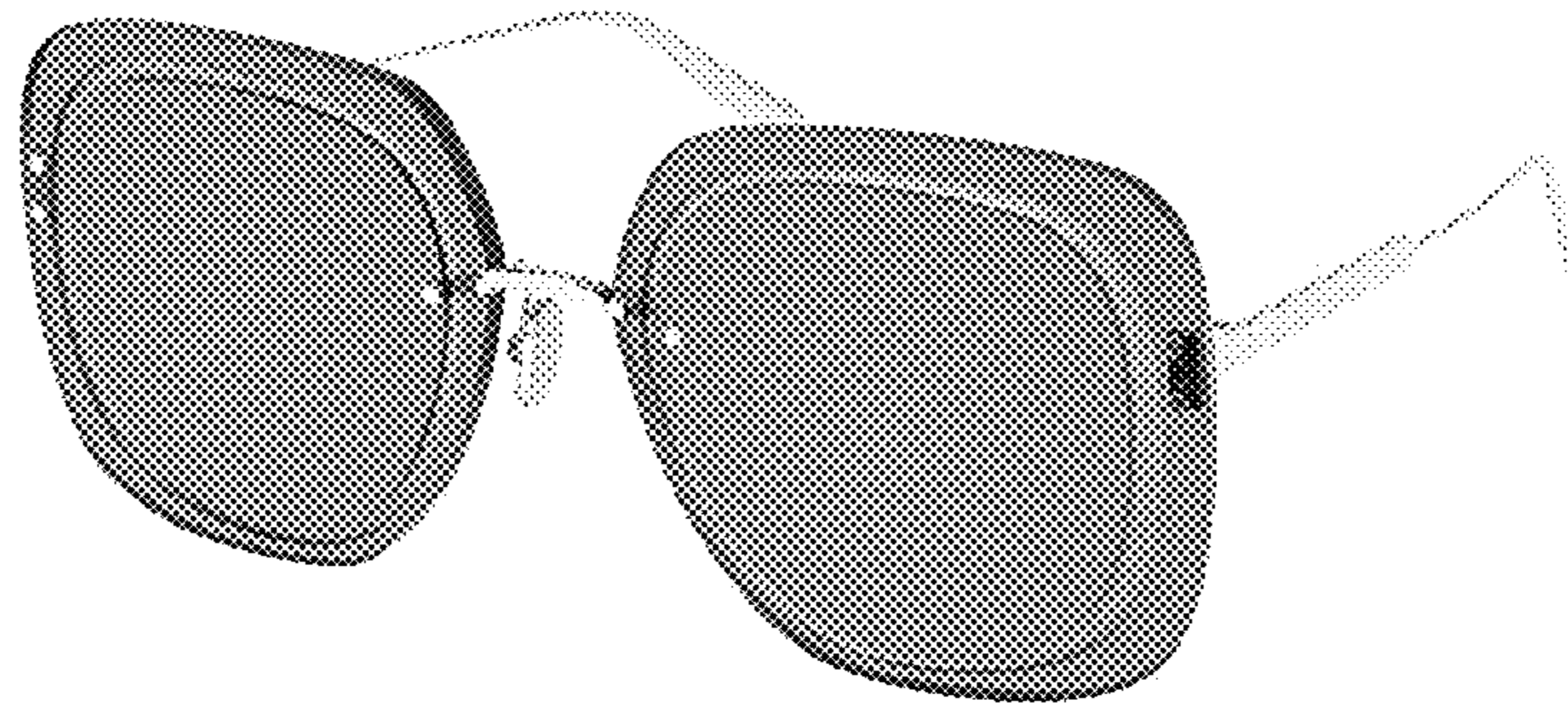


FIG. 7