



US00D963690S

(12) **United States Design Patent**  
**Chen et al.**

(10) **Patent No.:** **US D963,690 S**  
(45) **Date of Patent:** **\*\* Sep. 13, 2022**

(54) **DISPLAY SCREEN OR PORTION THEREOF WITH AN ANIMATED GRAPHICAL USER INTERFACE**

(71) Applicant: **BEIJING KONGMING TECHNOLOGY CO., LTD.**, Beijing (CN)

(72) Inventors: **Libin Chen**, Beijing (CN); **Meng Yuan**, Beijing (CN); **Yiran Hu**, Beijing (CN); **Yu Liu**, Beijing (CN); **Lu Yu**, Beijing (CN)

(73) Assignee: **BEIJING KONGMING TECHNOLOGY CO., LTD.**, Beijing (CN)

(\*\*) Term: **15 Years**

(21) Appl. No.: **29/767,207**

(22) Filed: **Jan. 21, 2021**

(30) **Foreign Application Priority Data**

Jul. 21, 2020 (CN) ..... 202030399095.5

(51) **LOC (13) Cl.** ..... **14-04**

(52) **U.S. Cl.**  
USPC ..... **D14/486**

(58) **Field of Classification Search**  
USPC ..... D14/485–495  
CPC .... G06F 3/04847; G06F 3/0485; G06F 3/048; G06F 3/0488; H04N 1/00477; H04N 21/488; H04L 51/32; H04L 12/587  
See application file for complete search history.

(56) **References Cited**

**U.S. PATENT DOCUMENTS**

D439,568 S \* 3/2001 Naughton ..... D14/495  
D677,697 S \* 3/2013 Park ..... D14/494  
D678,319 S \* 3/2013 Lee ..... D14/492

D678,324 S \* 3/2013 Park ..... D14/494  
D710,385 S \* 8/2014 Uribe-Etxebarria ..... D14/495  
D771,138 S \* 11/2016 Christiansen ..... D14/494  
D799,549 S \* 10/2017 Faulkner ..... D14/485  
D834,616 S \* 11/2018 Hu ..... D14/492  
D851,655 S \* 6/2019 Robert ..... D14/485  
D852,207 S \* 6/2019 Robert ..... D14/485  
D873,859 S \* 1/2020 Anzures ..... D14/495  
D920,993 S \* 6/2021 Jordan ..... D14/492  
D937,856 S \* 12/2021 Yang ..... D14/485  
D937,896 S \* 12/2021 Liu ..... D14/494  
D938,991 S \* 12/2021 Song ..... D14/494

(Continued)

**FOREIGN PATENT DOCUMENTS**

JP HJ2623885800 3/2015  
JP 1647043 S 12/2019

*Primary Examiner* — Katherine A Holbrow

(74) *Attorney, Agent, or Firm* — BakerHostetler

(57) **CLAIM**

We claim the ornamental design for a display screen or portion thereof with an animated graphical user interface, as shown and described.


**DESCRIPTION**

FIG. 1 is a front view of a first image in a sequence for a display screen or portion thereof with an animated graphical user interface showing our new design; and, FIG. 2 is a front view of a second image thereof.

The outermost broken line rectangle illustrates a display screen or portion thereof and forms no part of the claimed design. The remaining broken lines illustrate portions of the animated graphical user interface that form no part of the claimed design.

The appearance of the transitional image sequentially transitions between the images shown in FIGS. 1-2. The process or period in which one image transitions to another forms no part of the claimed design.

**1 Claim, 1 Drawing Sheet**



(56)

**References Cited**

U.S. PATENT DOCUMENTS

D939,532 S	*	12/2021	Yang	.....	D14/485
D939,533 S	*	12/2021	Yang	.....	D14/485
D939,577 S	*	12/2021	Zhou	.....	D14/494
D939,578 S	*	12/2021	Song	.....	D14/494
D939,579 S	*	12/2021	Zhou	.....	D14/494
D940,199 S	*	1/2022	Zhou	.....	D14/492

\* cited by examiner




FIG. 2

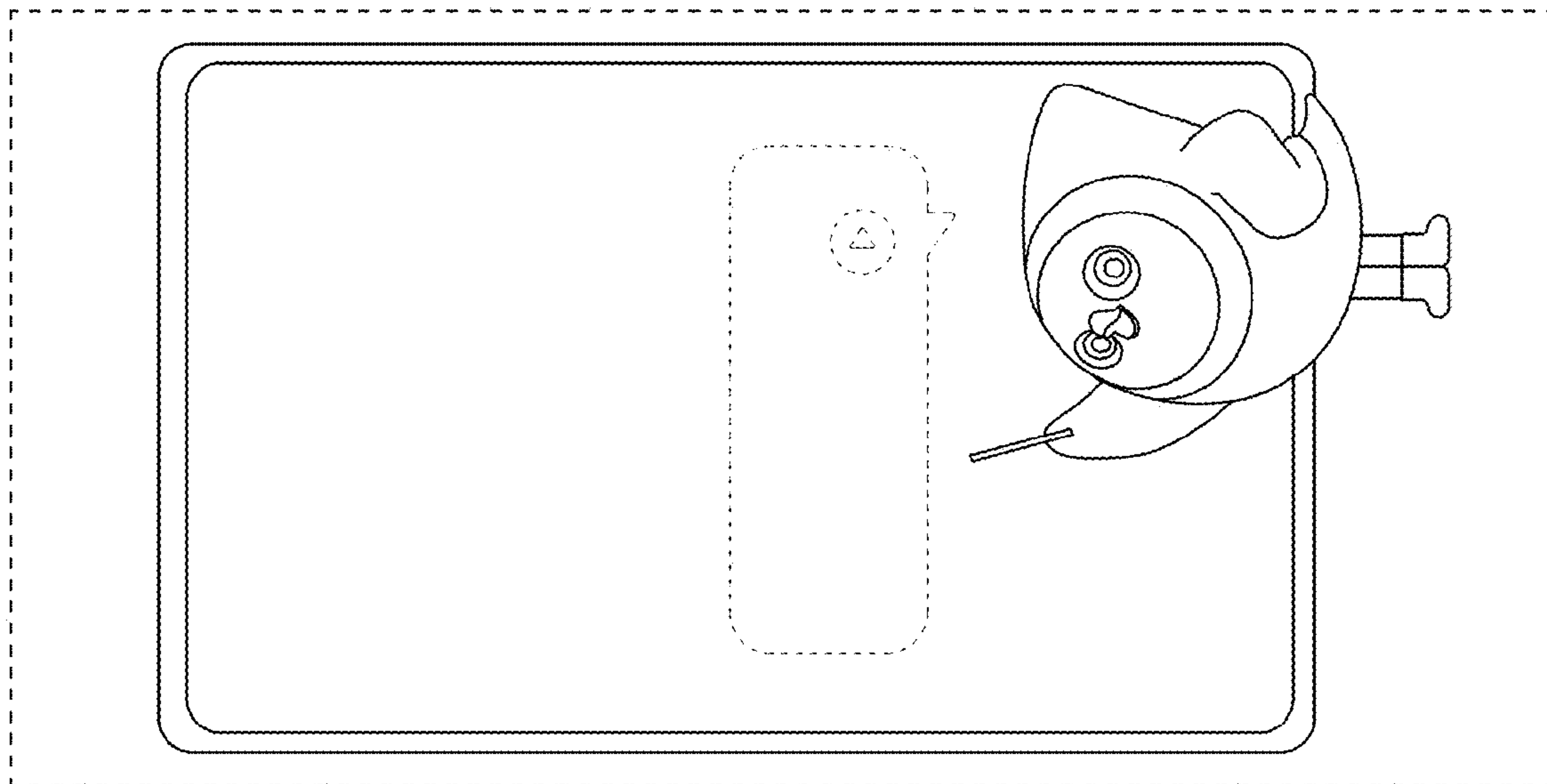


FIG. 1