



US00D963648S

(12) **United States Design Patent** (10) **Patent No.:** **US D963,648 S**
Vachon et al. (45) **Date of Patent:** **** Sep. 13, 2022**

(54) **KEYBOARD**

(71) Applicant: **Bloomberg Finance L.P.**, New York, NY (US)

(72) Inventors: **Philippe Paris Vachon**, Greenwich, CT (US); **Udai Mathur**, Jersey City, NJ (US); **Joel Even**, White Plains, NY (US); **Sean Roarty**, New York, NY (US)

(73) Assignee: **Bloomberg Finance L.P.**, New York, NY (US)

(**) Term: **15 Years**

(21) Appl. No.: **29/762,958**

(22) Filed: **Dec. 18, 2020**

(51) **LOC (13) Cl.** **14-02**

(52) **U.S. Cl.**
USPC **D14/392**; D14/383; D14/455

(58) **Field of Classification Search**
USPC D14/331, 333, 334, 335, 338, 339, 340, D14/346, 347, 356, 383, 384, 387, 388, D14/389, 390, 391, 392, 393, 394, 395, D14/396, 397, 398, 399, 400, 401, 407, D14/416, 417, 432, 454, 455, 456, 457, D14/460, 461; D18/1, 2, 4.2, 12, 12.2; D21/324, 333

CPC G06F 3/02; G06F 3/0219; G06F 3/0231; G06F 3/0202; G06F 3/0213; G06F 3/0238; G06F 3/03546; G06F 3/03549; G06F 3/0205; B41J 5/10; B41J 5/12; B41J 5/107; B41J 5/14; B41J 7/34

See application file for complete search history.

(56) **References Cited**

U.S. PATENT DOCUMENTS

D361,761 S * 8/1995 Barry D14/396
D429,725 S 8/2000 Morimiya

6,215,420 B1 4/2001 Harrison et al.
D466,119 S 11/2002 Funahashi et al.
D485,559 S 1/2004 Hayamizu
D492,308 S 6/2004 Ozolins et al.
D509,505 S 9/2005 Brazil et al.
D514,105 S 1/2006 Ohta et al.
D516,069 S 2/2006 Kuroda et al.
D516,070 S 2/2006 Ozolins et al.
D522,510 S 6/2006 Su
D522,513 S 6/2006 Lo
7,294,799 B2 11/2007 Meyer et al.
D569,377 S 5/2008 Lundgren et al.

(Continued)

OTHER PUBLICATIONS

Toshimitsu Ki, JP Design No. D1646111, published at Orbit, publication date Nov. 18, 2019. Site visited May 4, 2022. Available from internet. (Year: 2019).*

(Continued)

Primary Examiner — Kathleen L Jones
Assistant Examiner — Cole Sanders Holman
(74) *Attorney, Agent, or Firm* — Chiesa Shahinian & Giantomasi PC

(57) **CLAIM**

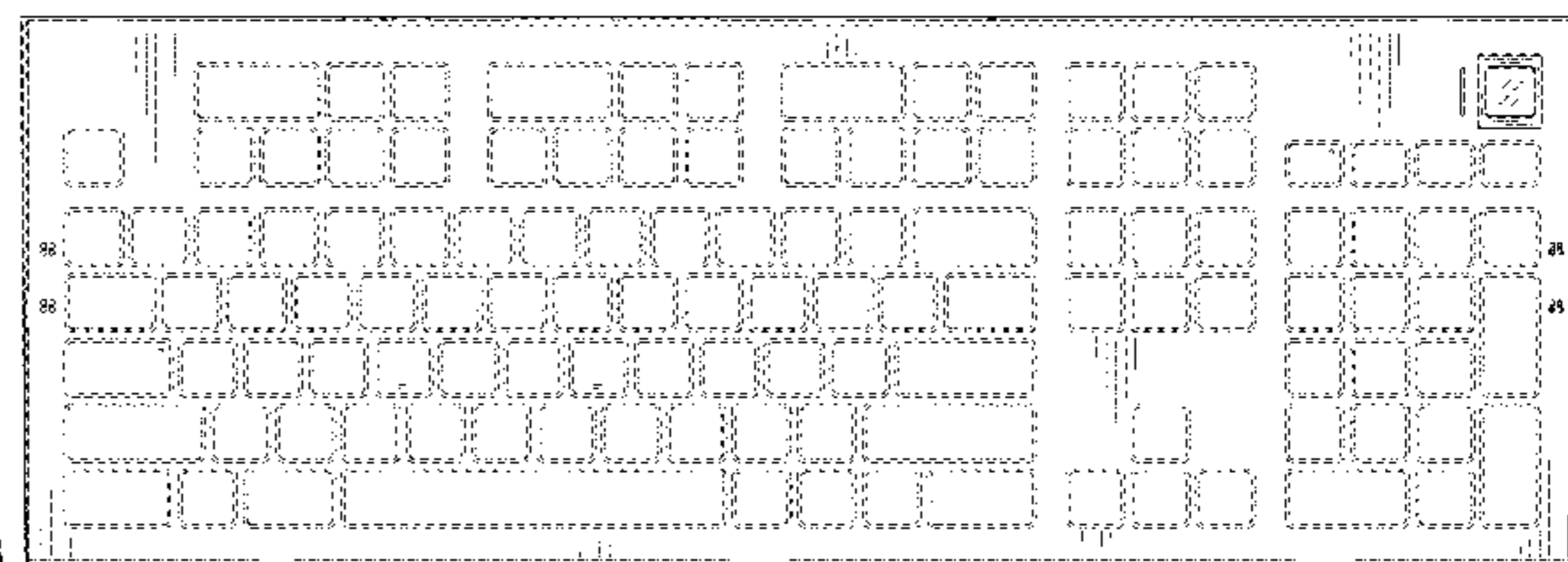
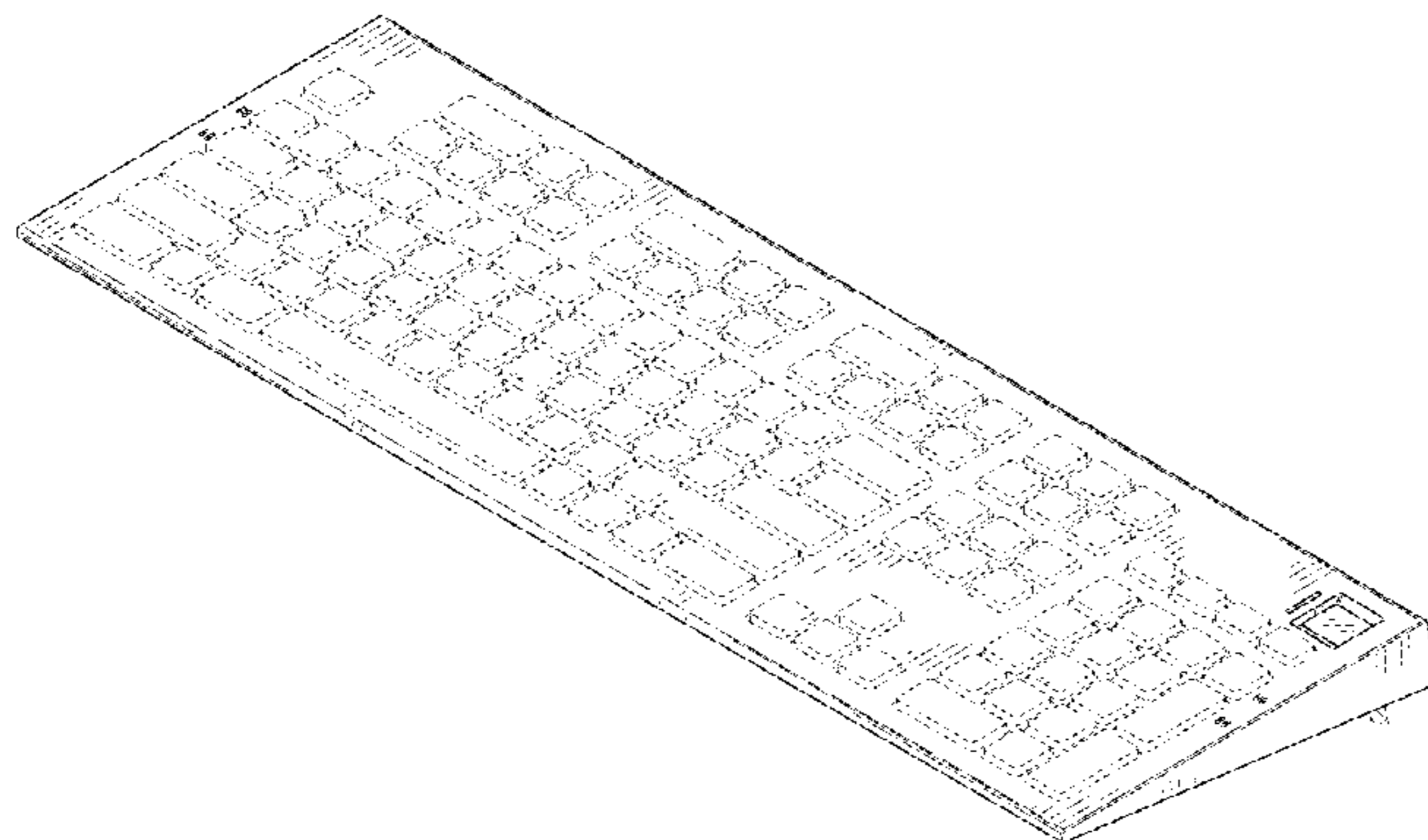
The ornamental design for a keyboard, as shown and described.

DESCRIPTION

FIG. 1 is a front perspective view of a keyboard according to our design;
FIG. 2 is a top view thereof;
FIG. 3 is a bottom view thereof;
FIG. 4 is a right-side view thereof;
FIG. 5 is a left-side view thereof;
FIG. 6 is a back view thereof; and,
FIG. 7 is a front view thereof.

The dashed broken lines in the figures depict portions of the keyboard that form no part of claimed design.

1 Claim, 5 Drawing Sheets



(56)

References Cited

U.S. PATENT DOCUMENTS

D579,450	S	10/2008	Ozolins et al.	
D593,559	S	6/2009	Lin et al.	
D599,349	S	9/2009	Meyer et al.	
D626,555	S *	11/2010	Huang	D14/392
D724,589	S	3/2015	Ozolins et al.	
D735,719	S	8/2015	Ozolins et al.	
D735,720	S	8/2015	Ozolins et al.	
D752,592	S	3/2016	Ozolins et al.	
D754,137	S	4/2016	Ozolins et al.	
D768,632	S *	10/2016	Rüegg	D14/392
D786,355	S	5/2017	Hendrick	
D788,847	S	6/2017	Hendrick	
D810,746	S	2/2018	Kothari et al.	
D825,562	S	8/2018	Segal	
D883,981	S	5/2020	Zhan et al.	
D890,177	S	7/2020	Mikami	
D890,753	S	7/2020	Iasso et al.	
D912,066	S *	3/2021	Zhu	D14/455
2014/0104173	A1 *	4/2014	Bruno	G06F 21/83 345/168

OTHER PUBLICATIONS

KSI-2100 NB Keyboard. KSI Keyboards, youtube.com (online) 7 pages. Posted Oct. 25, 2021. [Retrieved May 4, 2022] <https://www.youtube.com/watch?v=7274DUZAdZ4> (Year: 2021).*

Notice of Allowance and Fee(s) Due dated Dec. 29, 2021, in connection with Design U.S. Appl. No. 29/760,856, filed Dec. 4, 2020, 6 pgs.

* cited by examiner

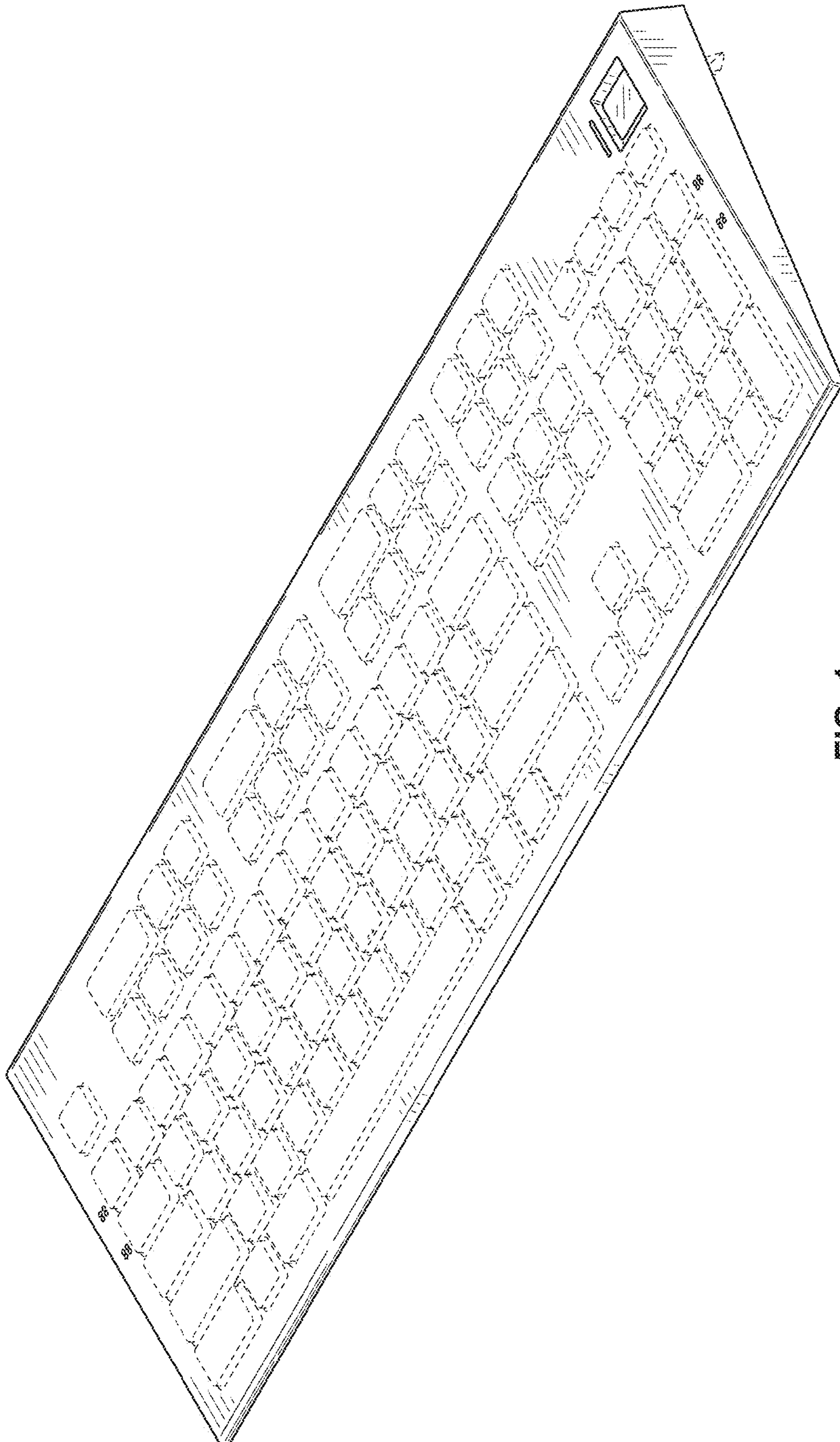


FIG. 1




FIG. 2

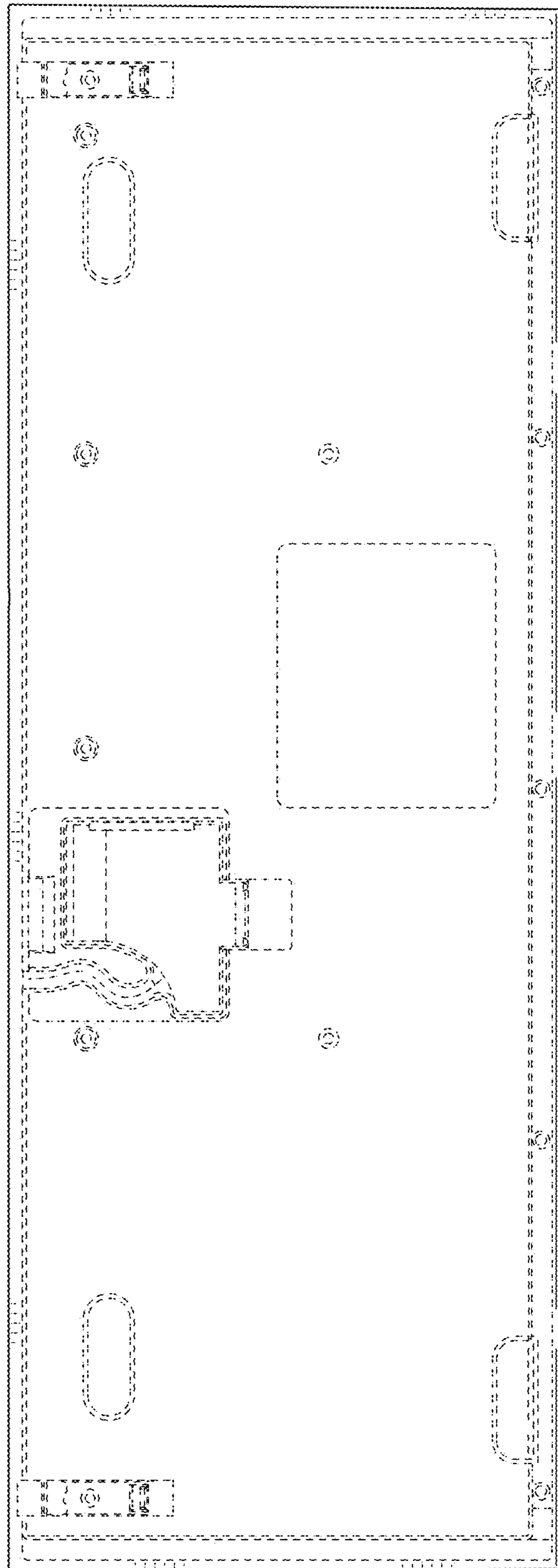


FIG. 3

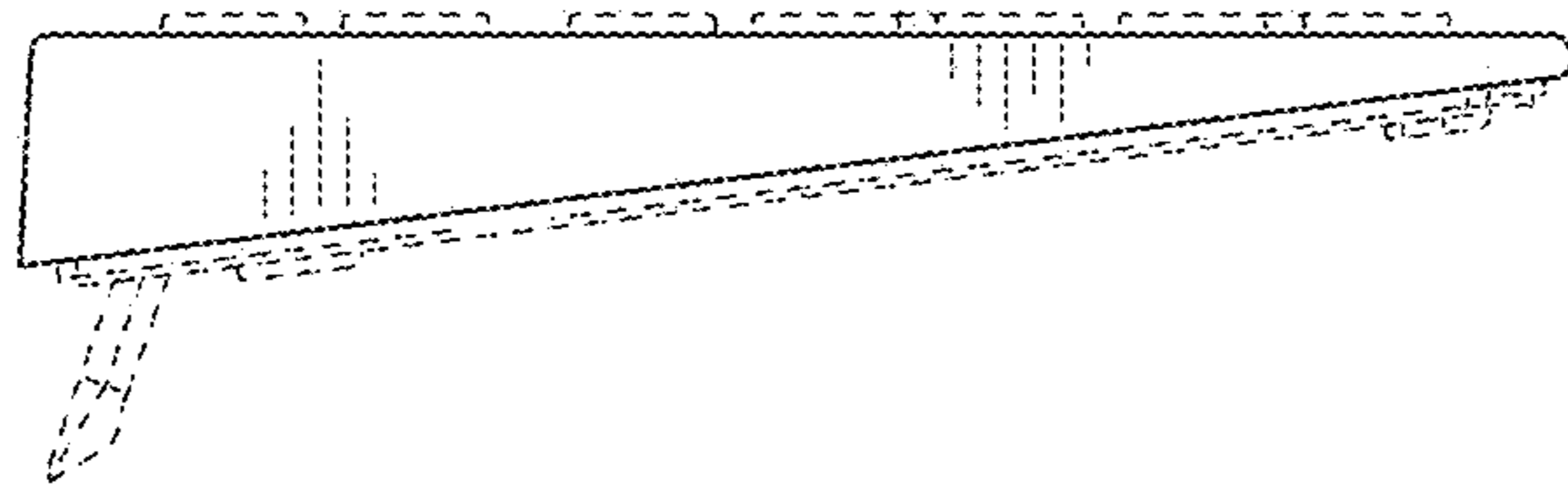


FIG. 5

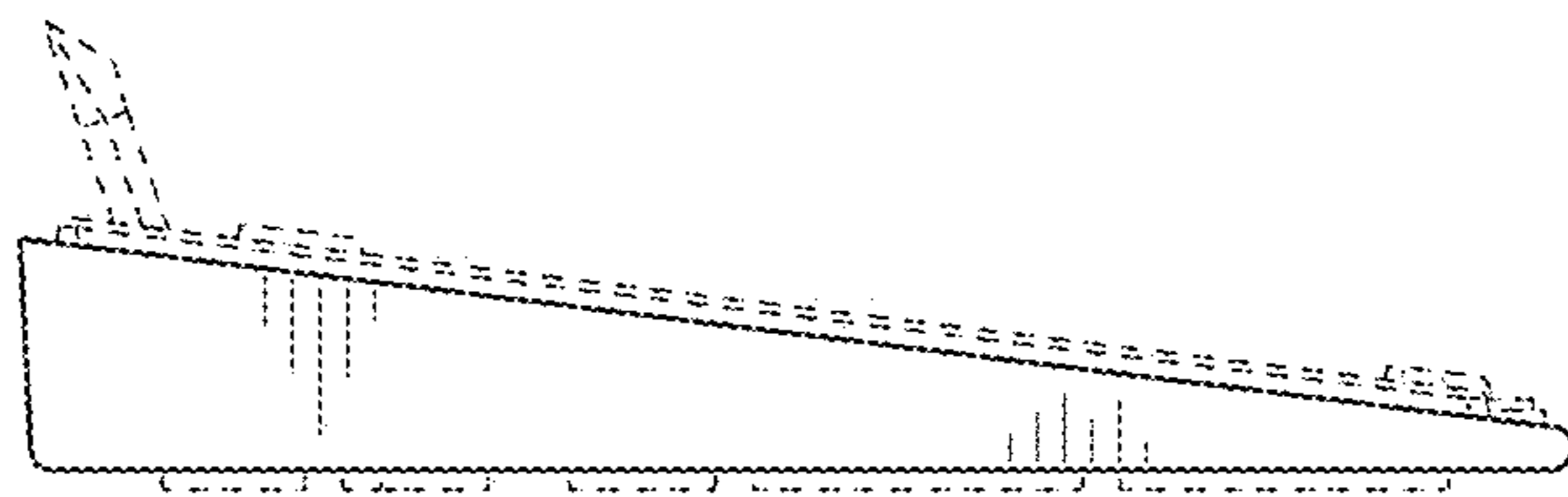


FIG. 4




FIG. 6

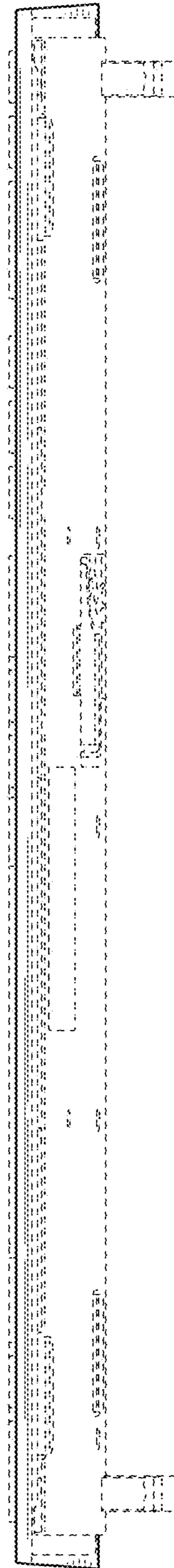


FIG. 7