



US00D963613S

(12) **United States Design Patent**
Huang

(10) **Patent No.:** **US D963,613 S**

(45) **Date of Patent:** **** Sep. 13, 2022**

- (54) **EARPHONE**
- (71) Applicant: **Hongping Huang**, Guangdong (CN)
- (72) Inventor: **Hongping Huang**, Guangdong (CN)
- (73) Assignee: **SHENZHEN ZIO COMMUNICATION TECHNOLOGY CO., LTD.**, Shenzhen (CN)
- (**) Term: **15 Years**
- (21) Appl. No.: **29/753,137**
- (22) Filed: **Sep. 30, 2020**
- (51) **LOC (13) Cl.** **14-01**
- (52) **U.S. Cl.**
USPC **D14/223**
- (58) **Field of Classification Search**
USPC D14/223, 205; D24/174; 128/864, 865, 128/866; 381/380, 381, 328, 322; 455/90.3, 575.1, 569.1
CPC H04R 1/10; H04R 25/00; H04R 25/02; H04R 1/1066; H04R 1/1016; H04R 5/033; H04R 5/0335; H04R 1/1083; H04R 1/1091
See application file for complete search history.

- D867,325 S * 11/2019 Akana H04R 1/10 D14/223
- D869,445 S * 12/2019 Hu D14/223
- D878,045 S * 3/2020 Akana D3/274
- D878,337 S * 3/2020 Yang D14/223
- D885,373 S * 5/2020 Lundbäck D14/223
- D889,436 S * 7/2020 Zhang D14/206
- D890,724 S * 7/2020 Li D14/223
- D894,875 S * 9/2020 Zhao D14/223
- D896,206 S * 9/2020 Xu D14/223
- D896,788 S * 9/2020 Akana D14/223
- D897,997 S * 10/2020 Zhang D14/223
- D900,065 S * 10/2020 Distefano D14/223
- D903,639 S * 12/2020 Yang D14/223
- D905,017 S * 12/2020 Chen D14/223
- D912,017 S * 3/2021 Chen D14/223

(Continued)

FOREIGN PATENT DOCUMENTS

- CN 307034599 * 12/2021
- CN 307082658 * 1/2022

(Continued)

Primary Examiner — Paula Allen Greene

(57) **CLAIM**

The ornamental design for an earphone, as shown and described.

DESCRIPTION

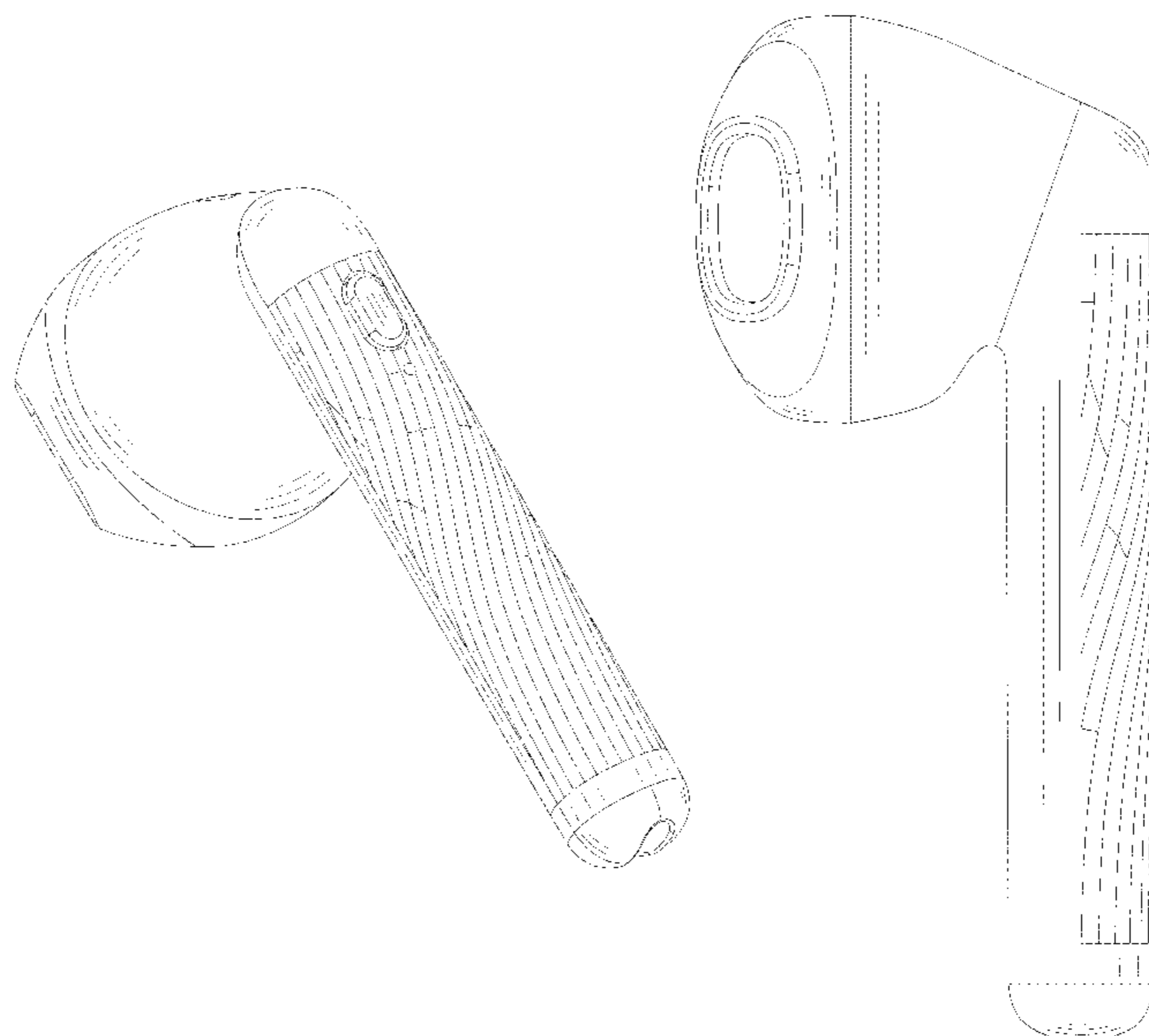
FIG. 1 is a perspective view of an earphone showing my new design;
 FIG. 2 is a front elevational view thereof;
 FIG. 3 is a rear elevational view thereof;
 FIG. 4 is a left side elevational view thereof;
 FIG. 5 is a right side elevational view thereof;
 FIG. 6 is a top plan view thereof; and,
 FIG. 7 is a bottom plan view thereof.
 The broken lines in the drawings illustrate portions of the earphone that form no part of the claimed design.

1 Claim, 7 Drawing Sheets

(56) **References Cited**

U.S. PATENT DOCUMENTS

- 9,042,588 B2 * 5/2015 Aase H04R 1/1041 381/74
- D801,314 S * 10/2017 Akana D14/223
- D803,184 S * 11/2017 Loh Jun Kern D14/223
- D820,809 S * 6/2018 Akana D14/219
- D821,363 S * 6/2018 Chen D14/223
- D847,123 S * 4/2019 Ito D14/217
- D847,794 S * 5/2019 Guo D14/223
- D849,401 S * 5/2019 Akana D3/274
- D864,169 S * 10/2019 Min D14/223



(56)

References Cited

U.S. PATENT DOCUMENTS

D914,652	S	*	3/2021	Chen	D14/223
D916,684	S	*	4/2021	Fang	D14/223
D918,179	S	*	5/2021	Zhao	D14/223
D920,293	S	*	5/2021	Chen	D14/223
D924,209	S	*	7/2021	Wu	D14/223
D924,831	S	*	7/2021	Lee	D14/138 G
D925,500	S	*	7/2021	Chen	D14/223
D926,733	S	*	8/2021	Wu	D14/223
D930,621	S	*	9/2021	Rong	D14/223
D930,623	S	*	9/2021	Liu	D14/223
D931,258	S	*	9/2021	Ding	D3/274
D931,838	S	*	9/2021	Deng	D14/223
D932,468	S	*	10/2021	Xin	D14/223
D932,472	S	*	10/2021	Wang	D14/223
D934,202	S	*	10/2021	Liu	D14/223
D934,204	S	*	10/2021	Liao	D14/223
D934,563	S	*	11/2021	Xiang	D3/294
D940,690	S	*	1/2022	Zhang	D14/223
D941,276	S	*	1/2022	Levy	D14/223
2012/0237074	A1	*	9/2012	Aase	H04R 1/1058 29/858
2013/0004011	A1	*	1/2013	Hayashida	H04R 1/345 381/380
2020/0100010	A1	*	3/2020	Yang	H04R 1/1041
2021/0014603	A1	*	1/2021	Wei	H04R 5/04
2021/0099799	A1	*	4/2021	Saux	H04R 5/04
2021/0266654	A1	*	8/2021	Ko	H04R 9/025

FOREIGN PATENT DOCUMENTS

EM	008756274-0001	*	11/2021
EM	008841159-0001	*	1/2022
GB	6183869	*	1/2022

* cited by examiner

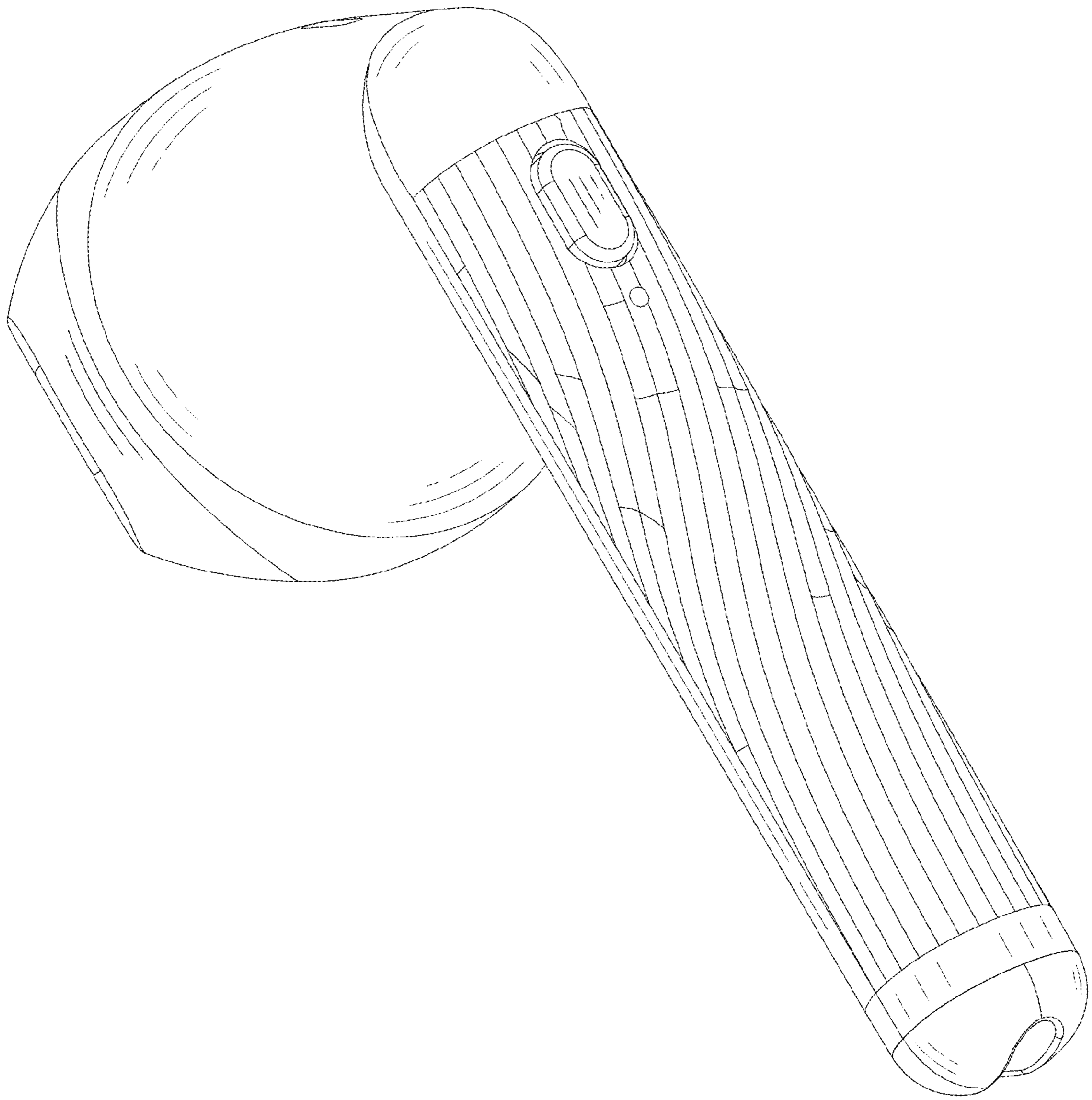


FIG.1

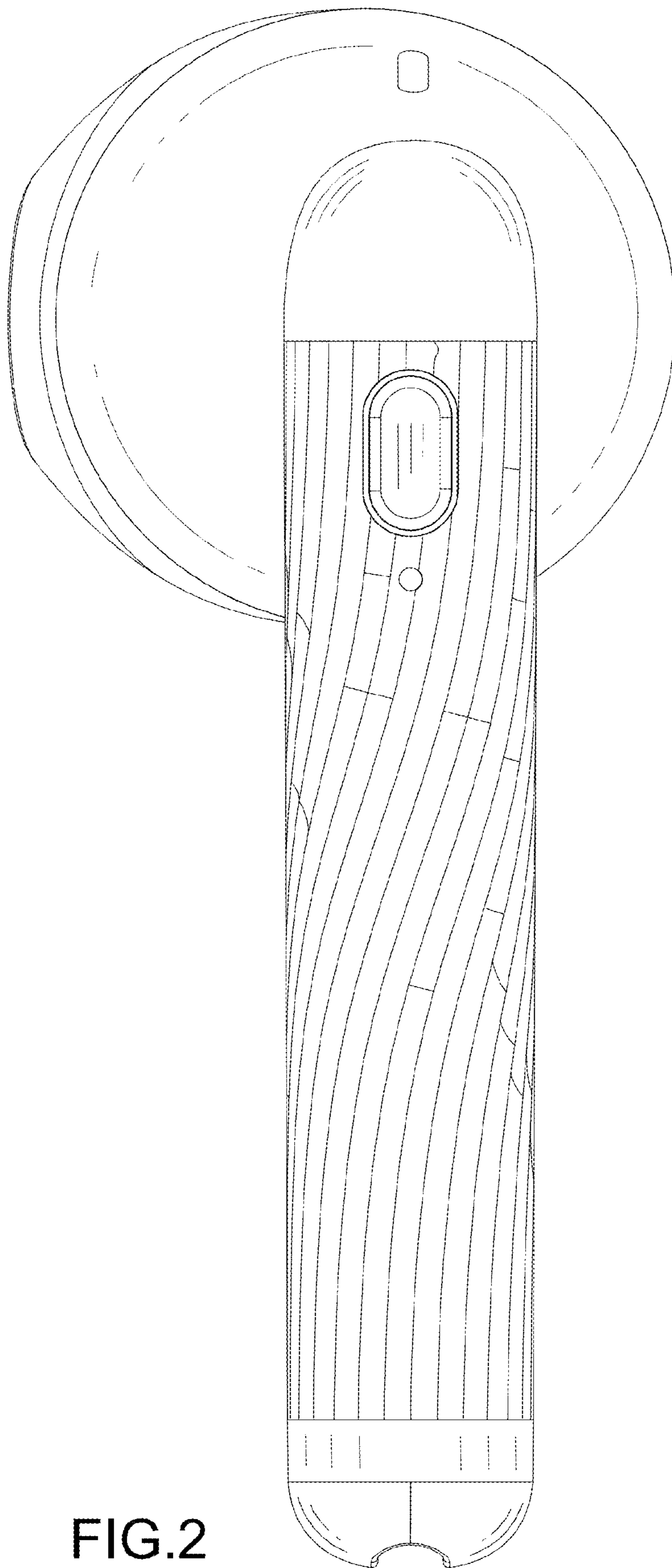


FIG.2

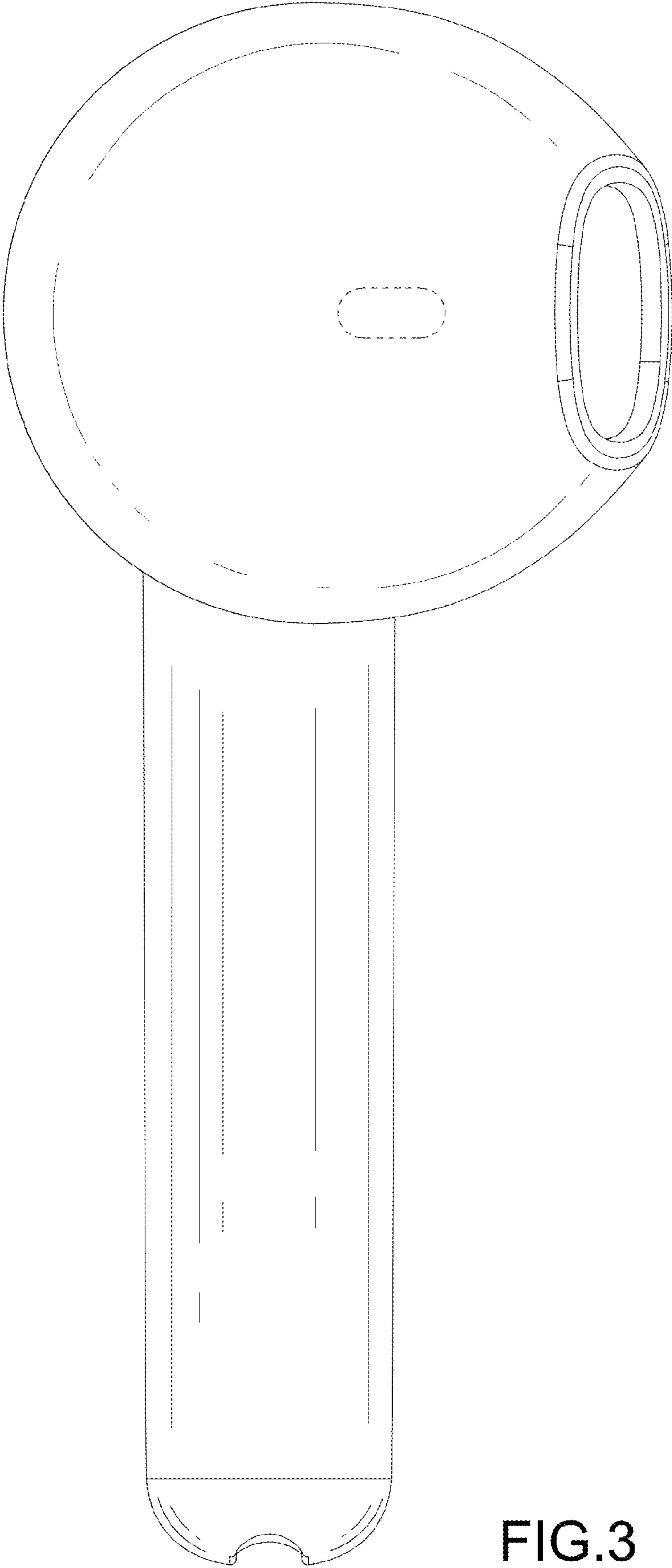


FIG.3




FIG.4

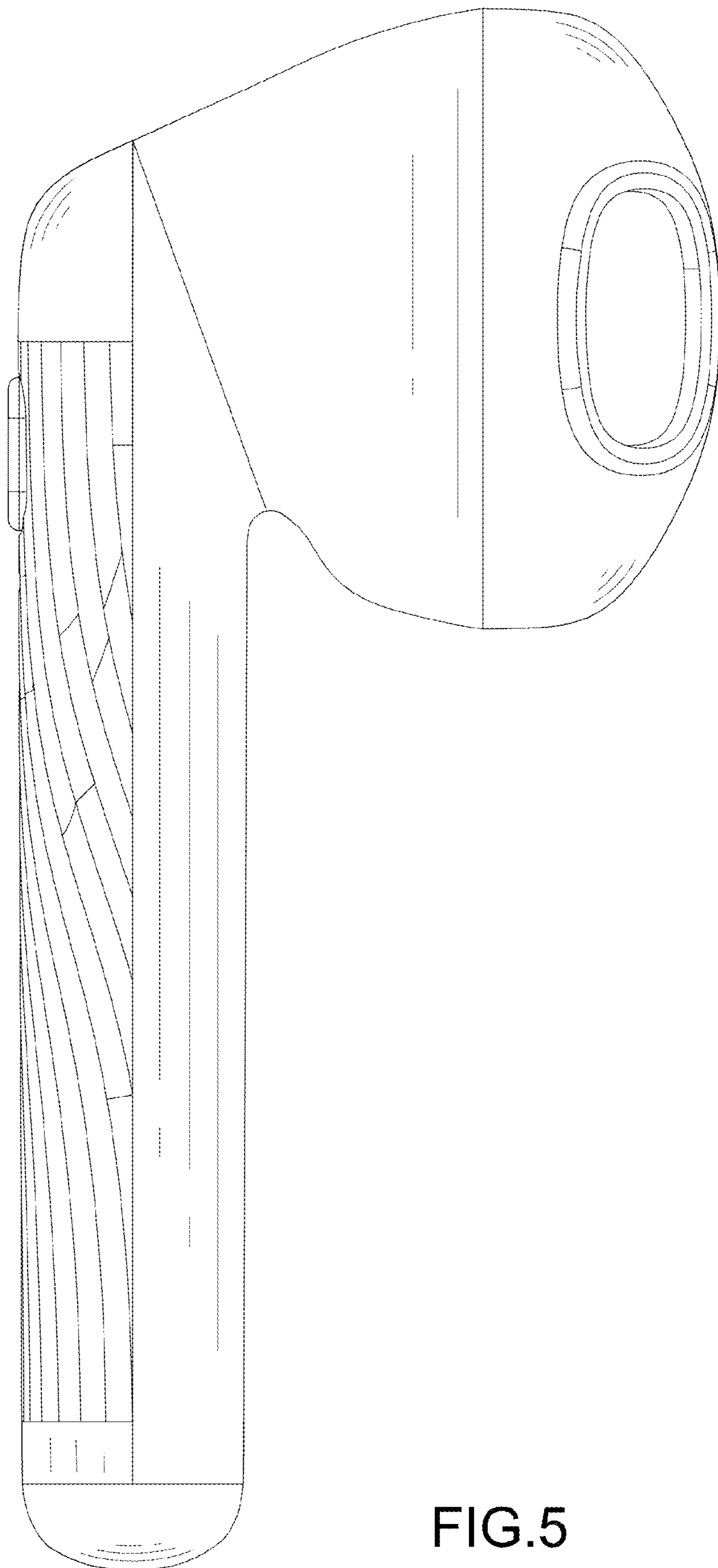


FIG.5

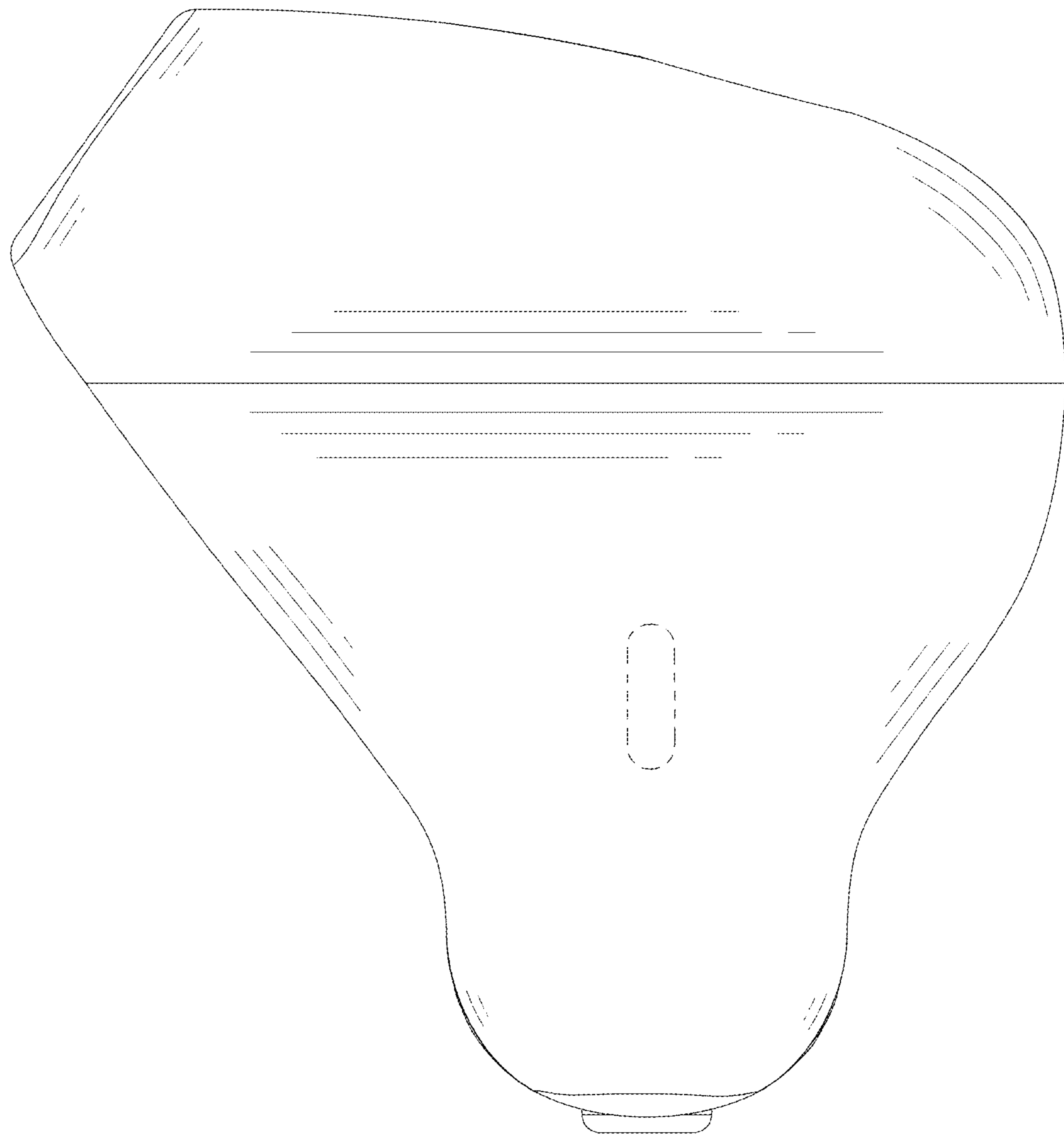


FIG. 6

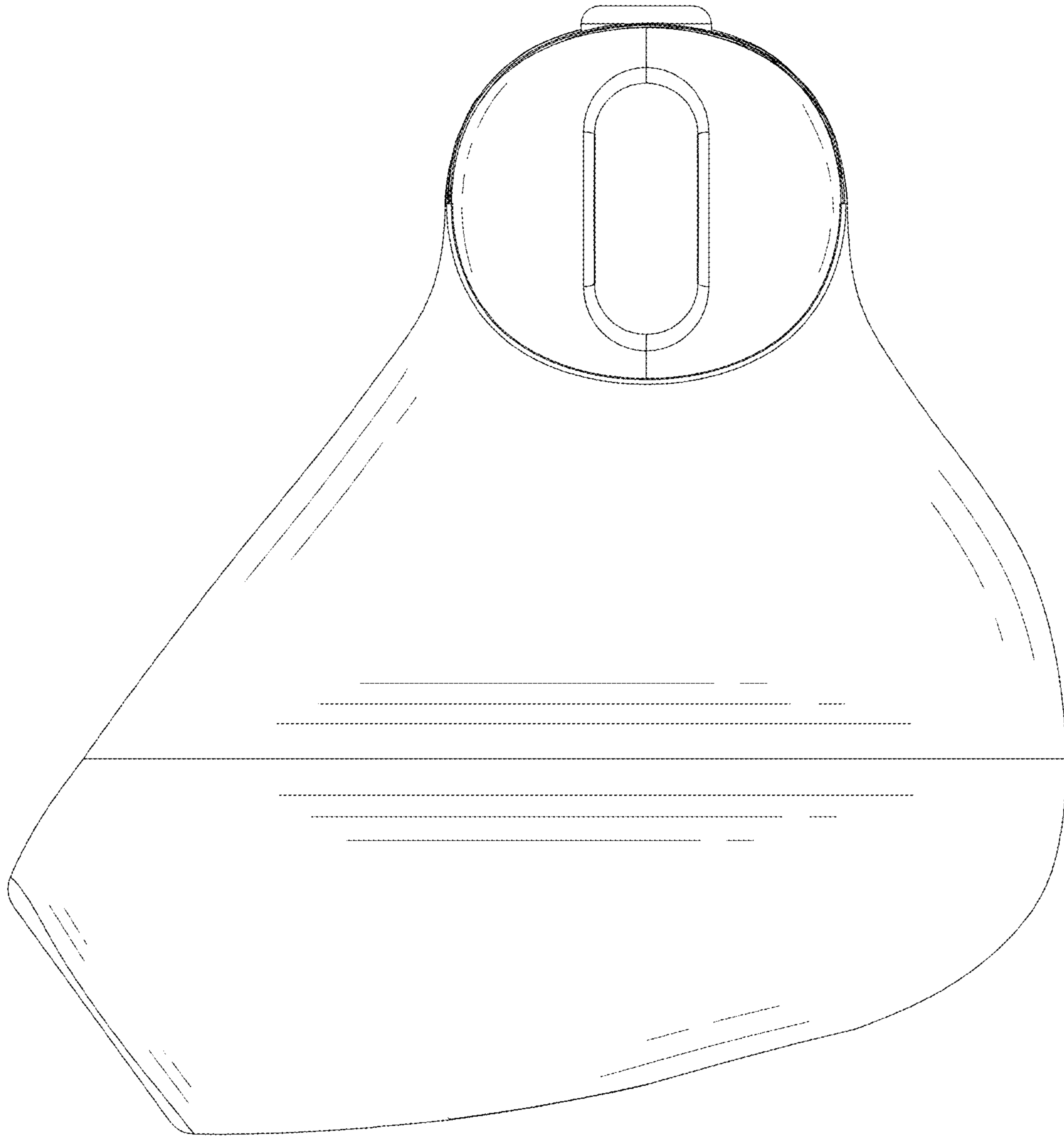


FIG.7