



US00D963601S

(12) **United States Design Patent**  
**Ma**

(10) **Patent No.:** **US D963,601 S**  
(45) **Date of Patent:** **\*\* Sep. 13, 2022**

(54) **MOBILE PHONE**

5/23222; G02B 7/02; G02B 7/021; G02B 7/12; G02B 7/04; G02B 7/14; G03B 15/03; G03B 17/12

(71) Applicant: **HUAWEI TECHNOLOGIES CO., LTD.**, Shenzhen (CN)

See application file for complete search history.

(72) Inventor: **Liang Ma**, Shenzhen (CN)

(56) **References Cited**

(73) Assignee: **HUAWEI TECHNOLOGIES CO., LTD.**, Shenzhen (CN)

U.S. PATENT DOCUMENTS

(\*\*) Term: **15 Years**

D715,246 S \* 10/2014 Oh ..... D14/138 G  
D720,714 S \* 1/2015 Bonar ..... D14/138 AA  
11,221,695 B2 \* 1/2022 Shim ..... G06F 3/041

(21) Appl. No.: **29/735,920**

\* cited by examiner

(22) Filed: **May 26, 2020**

*Primary Examiner* — Llorellys Martinez

*Assistant Examiner* — Kwabena A. Ankobiah

(30) **Foreign Application Priority Data**

(74) *Attorney, Agent, or Firm* — Rimon PC

Nov. 26, 2019 (CN) ..... 201930654951.4

(51) **LOC (13) Cl.** ..... **14-03**

(52) **U.S. Cl.**

USPC ..... **D14/138 C**

(58) **Field of Classification Search**

USPC ..... D14/496, 138 R, 138 AA, 138 AB, D14/138 AC, 138 AD, 138 C, 138 G, D14/203.1, 203.3, 203.4, 203.7, 212, 248, D14/299, 341, 348, 426, 439, 505, 506, D14/507; D16/101, 203, 207, 210, 330, D16/334; D26/25, 34, 35, 36

CPC ..... G06F 3/041; G06F 3/0412; G06F 3/0488; G06F 3/04883; G06F 1/1613; G06F 1/1686; G06F 1/1626; G06F 1/1692; G06F 2200/1633; H04M 1/0283; H04M 1/0279; H04M 1/0202; H04M 1/0266; H04M 1/027; H04N 13/128; H04N 13/239; H04N 13/243; H04N 13/271; H04N 13/302; H04N 13/398; H04N 5/2551; H04N 5/2252; H04N 5/2254; H04N 5/2258; H04N 5/247; H04N

(57) **CLAIM**

The ornamental design for a mobile phone, as shown and described.

**DESCRIPTION**

FIG. 1 is a front view of a mobile phone, showing our new design;

FIG. 2 is a back view thereof;

FIG. 3 is a left view thereof;

FIG. 4 is a right view thereof;

FIG. 5 is a top view thereof;

FIG. 6 is a bottom view thereof;

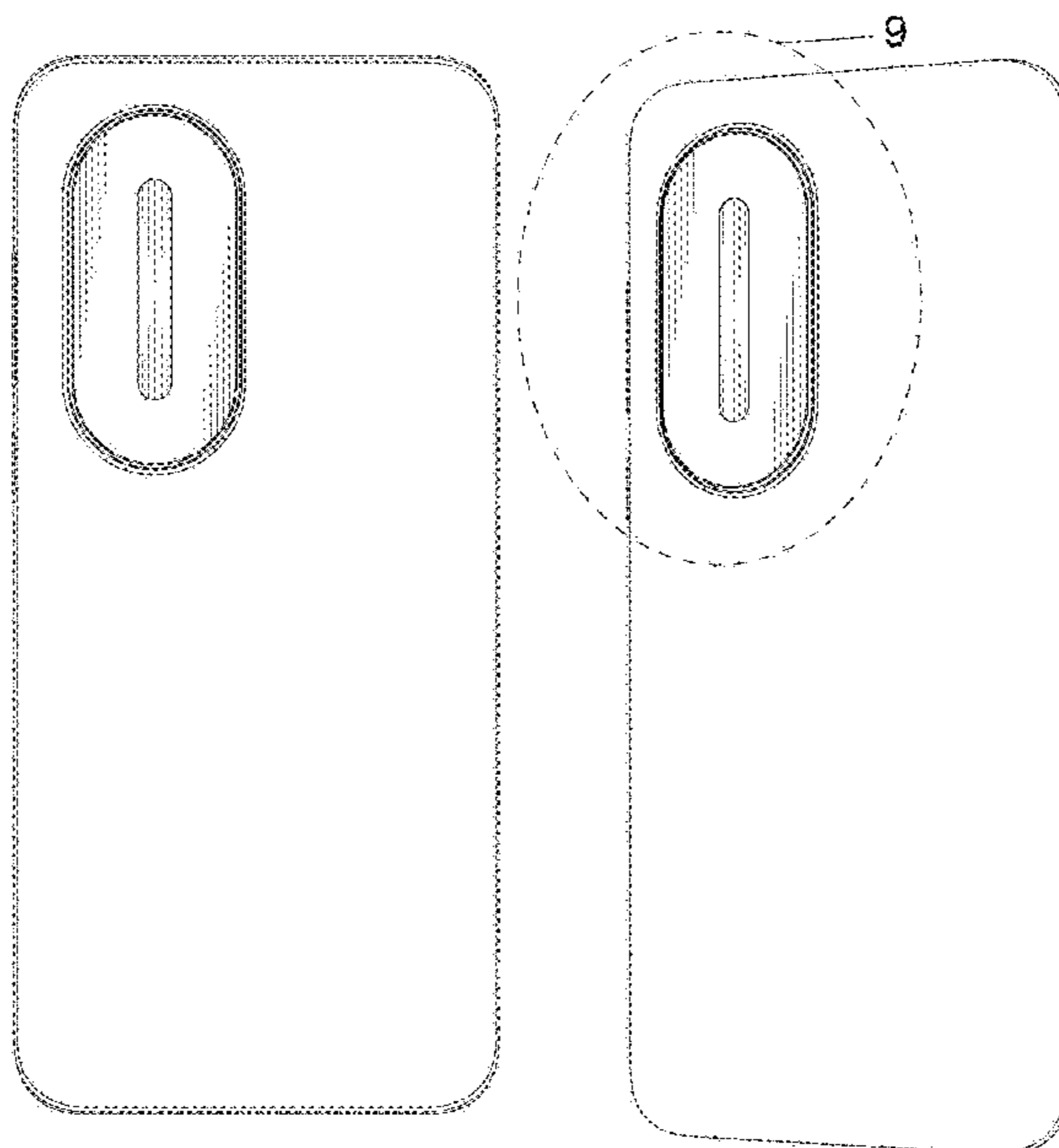
FIG. 7 is a front perspective view thereof;


FIG. 8 is a back perspective view thereof; and,

FIG. 9 is an enlarged back perspective view thereof of the region indicated in FIG. 8.

The broken lines depict portions of the mobile phone that form no part of the claimed design. The dash-dash broken lines encircling a portion of the drawings in FIGS. 8 and 9 are included to show a partially enlarged view only and form no part of the claimed design.

**1 Claim, 9 Drawing Sheets**





**FIG. 1**

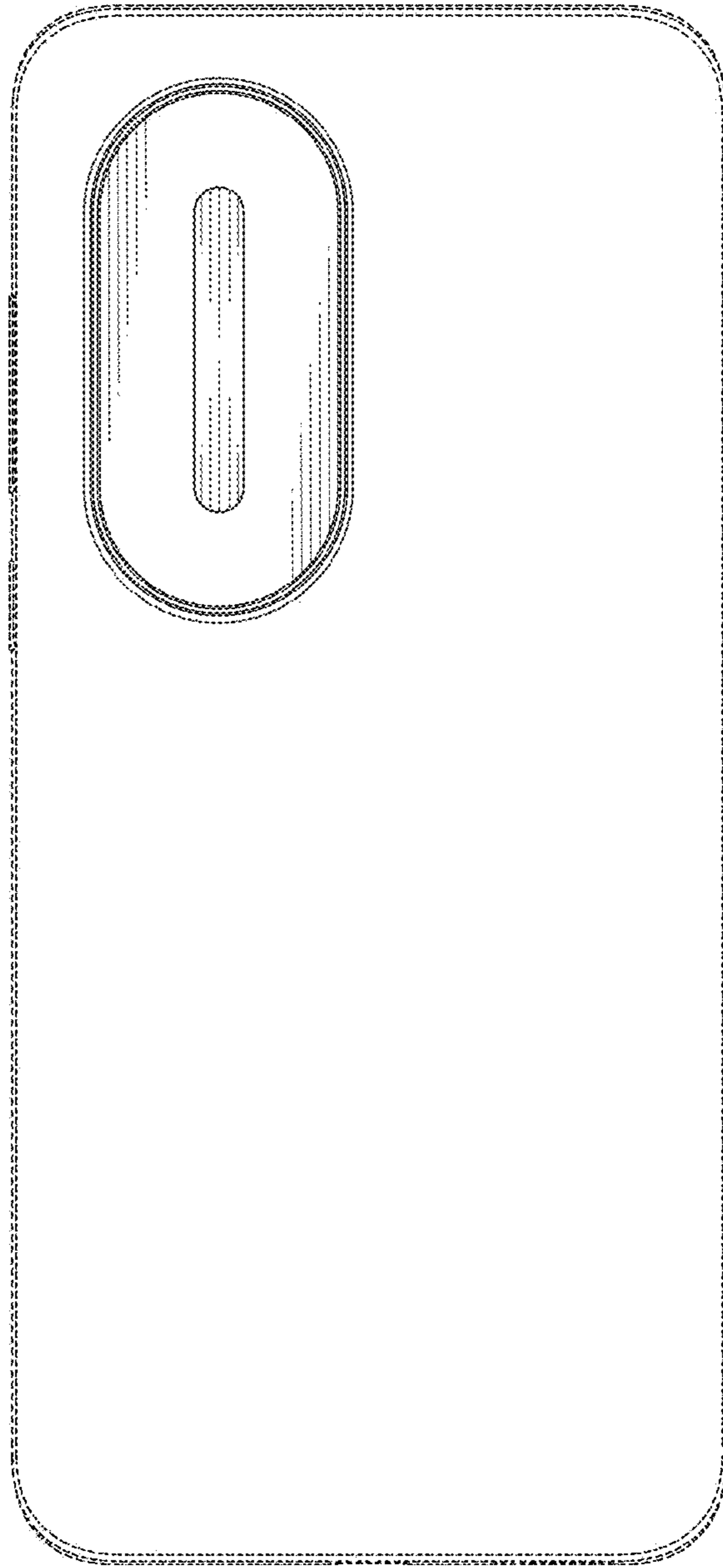


FIG. 2




FIG. 3




FIG. 4




FIG. 5




FIG. 6




FIG. 7



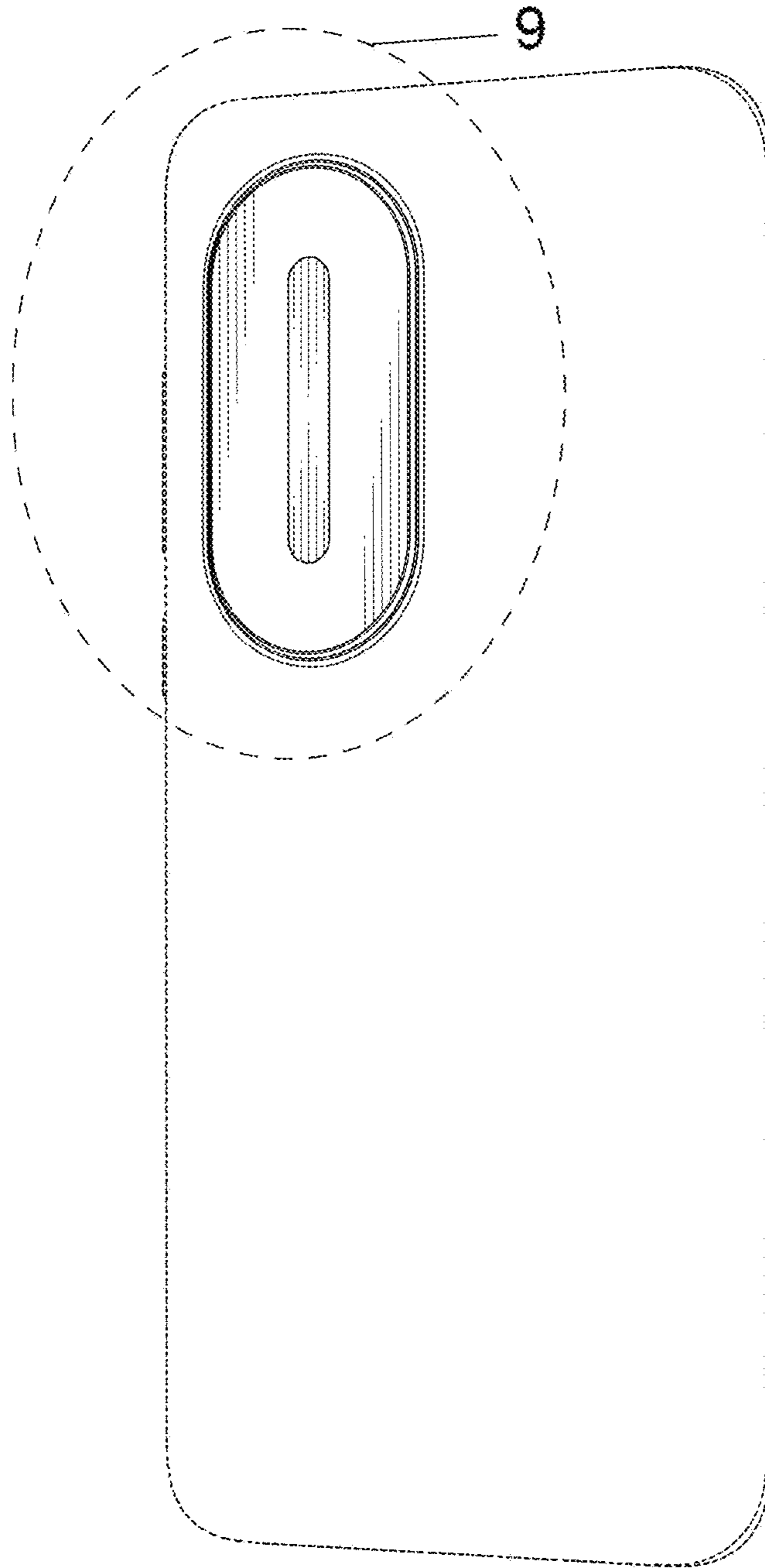


FIG. 8

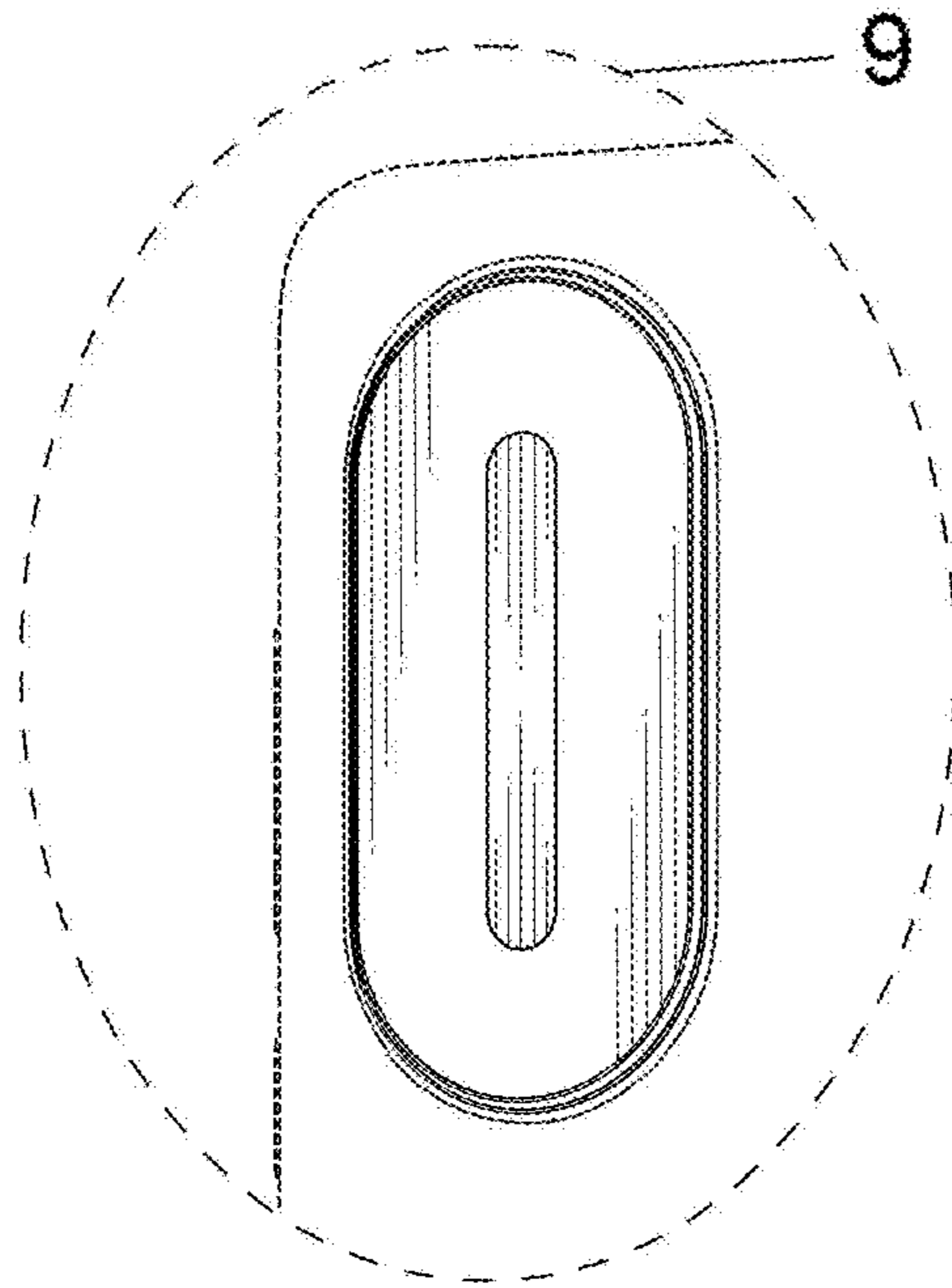


FIG. 9