

US00D963573S

(12) **United States Design Patent** (10) **Patent No.:** **US D963,573 S**  
**Klein** (45) **Date of Patent:** **\*\* Sep. 13, 2022**

(54) **CHARGING UNIT**

(71) Applicant: **Sonova AG**, Stäfa (CH)  
(72) Inventor: **Stefanie Klein**, Lemmer (NL)  
(73) Assignee: **Sonova AG**, Staefa (CH)  
(\*\*) Term: **15 Years**

D851,035 S \* 6/2019 Hong ..... D13/108  
D875,085 S \* 2/2020 Sahlin ..... D14/228  
D888,664 S \* 6/2020 Ma ..... D13/108  
D897,664 S \* 10/2020 Li ..... D3/273  
D902,856 S \* 11/2020 Klein ..... D13/108  
D920,236 S \* 5/2021 Xie ..... D3/294  
D921,582 S \* 6/2021 Liu ..... D3/294  
D933,002 S \* 10/2021 Lockenwitz ..... D13/107  
D933,602 S \* 10/2021 Zhang ..... D3/294  
2007/0256946 A1 \* 11/2007 Godshaw ..... B65D 43/16  
206/320

(21) Appl. No.: **35/511,851**

\* cited by examiner

(22) Filed: **Apr. 30, 2021**

*Primary Examiner* — Rhea Shields

(80) **Hague Agreement Data**

(74) *Attorney, Agent, or Firm* — ALG Intellectual Property, LLC

Int. Filing Date: **Apr. 30, 2021**  
Int. Reg. No.: **DM/214120**  
Int. Reg. Date: **Apr. 30, 2021**  
Int. Reg. Pub. Date: **May 14, 2021**

(51) **LOC (13) Cl.** ..... **13-02**

(52) **U.S. Cl.**  
USPC ..... **D13/108**

(58) **Field of Classification Search**  
USPC ..... D13/108, 107, 199, 102; D14/228, 217,  
D14/223; D3/294, 273, 218  
CPC ..... A44B 1/44; B65D 43/16  
See application file for complete search history.

(57) **CLAIM**

The ornamental design for a charging unit, as shown and described.

(56) **References Cited**

**DESCRIPTION**

U.S. PATENT DOCUMENTS

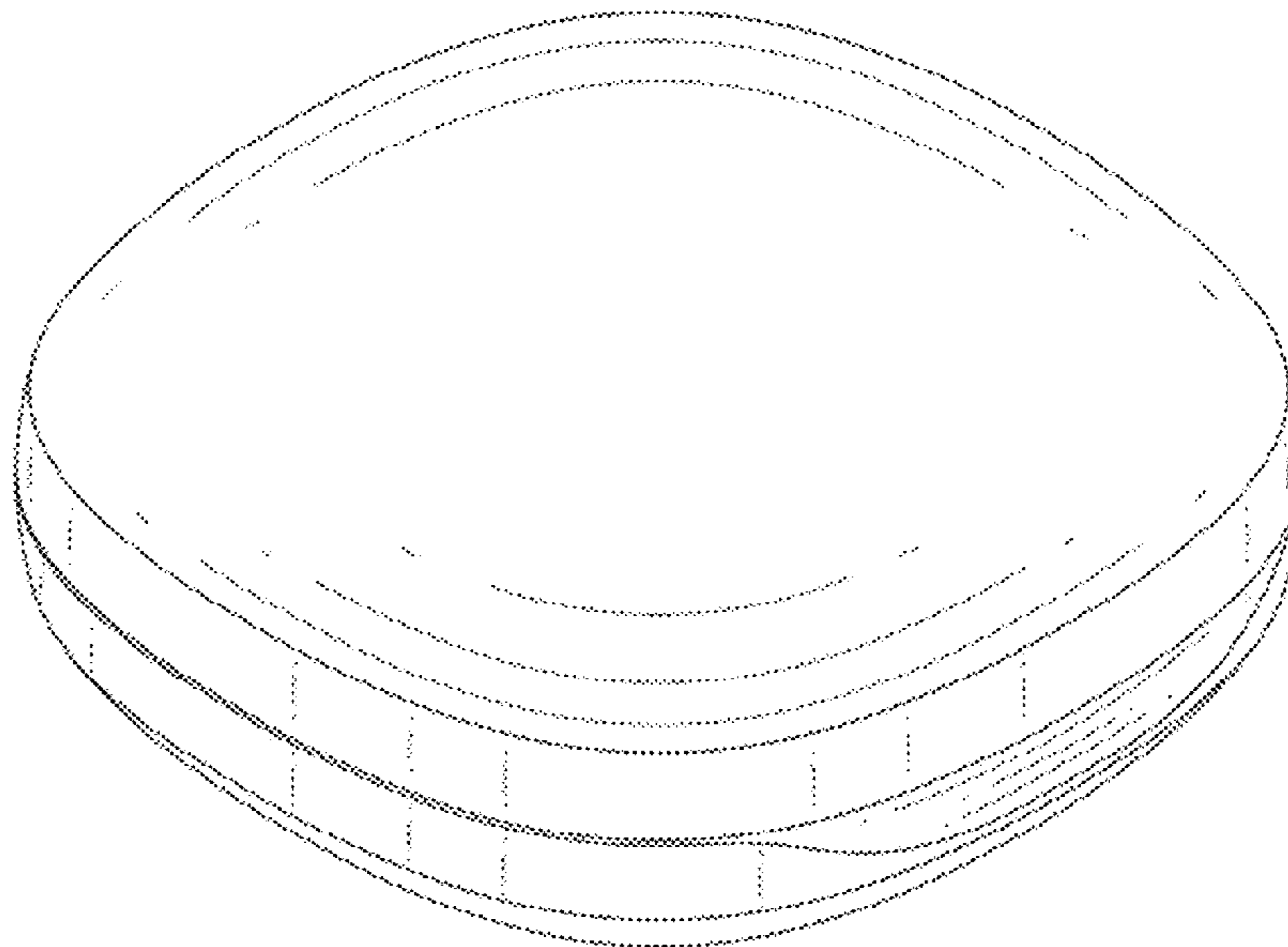
4,097,969 A \* 7/1978 Nysten ..... A44B 1/44  
24/103  
D333,917 S \* 3/1993 Daido ..... D3/218  
D459,299 S \* 6/2002 Hughes ..... D13/108  
D521,927 S \* 5/2006 Franck ..... D13/108  
D553,123 S \* 10/2007 Solland ..... D14/217  
D596,561 S \* 7/2009 Chon ..... D13/108  
D654,866 S \* 2/2012 Rautiainen ..... D13/108  
D773,437 S \* 12/2016 Lee ..... D14/223  
D806,648 S \* 1/2018 Beedham ..... D13/107

- 1. Charging unit
- 1.1 : Perspective
- 1.2 : Front
- 1.3 : Back
- 1.4 : Right
- 1.5 : Left
- 1.6 : Top
- 1.7 : Bottom

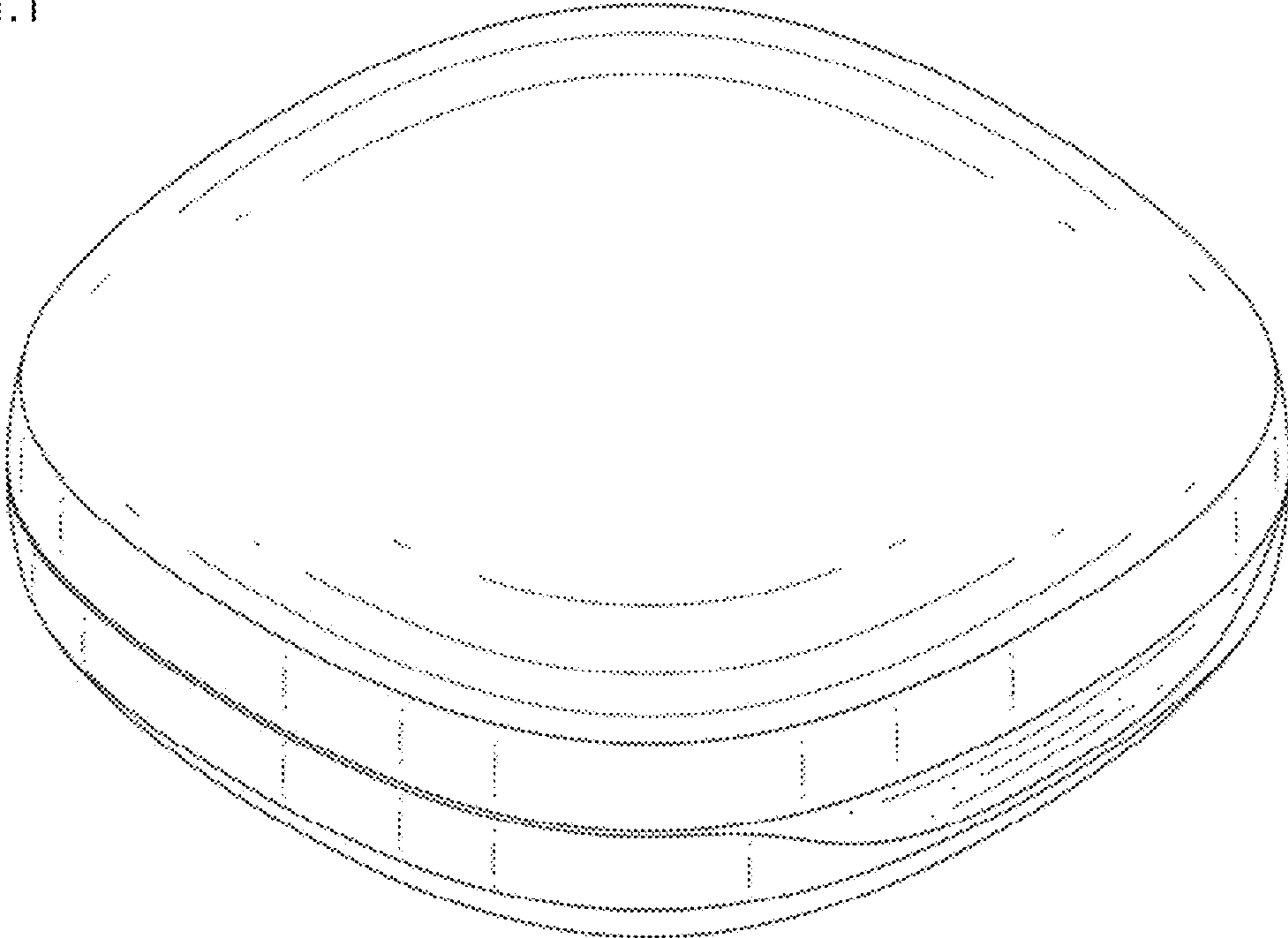
Reproduction 1.1 is a top, front and right side perspective view of a charging unit showing our new design; reproduction 1.2 is a front side view thereof; reproduction 1.3 is a rear side view thereof; reproduction 1.4 is a right side view thereof; reproduction 1.5 is a left side view thereof; reproduction 1.6 is a top view thereof; and reproduction 1.7 is a bottom view thereof.

In the reproductions, the broken lines depict portions of the charging unit that form no part of the claimed design.

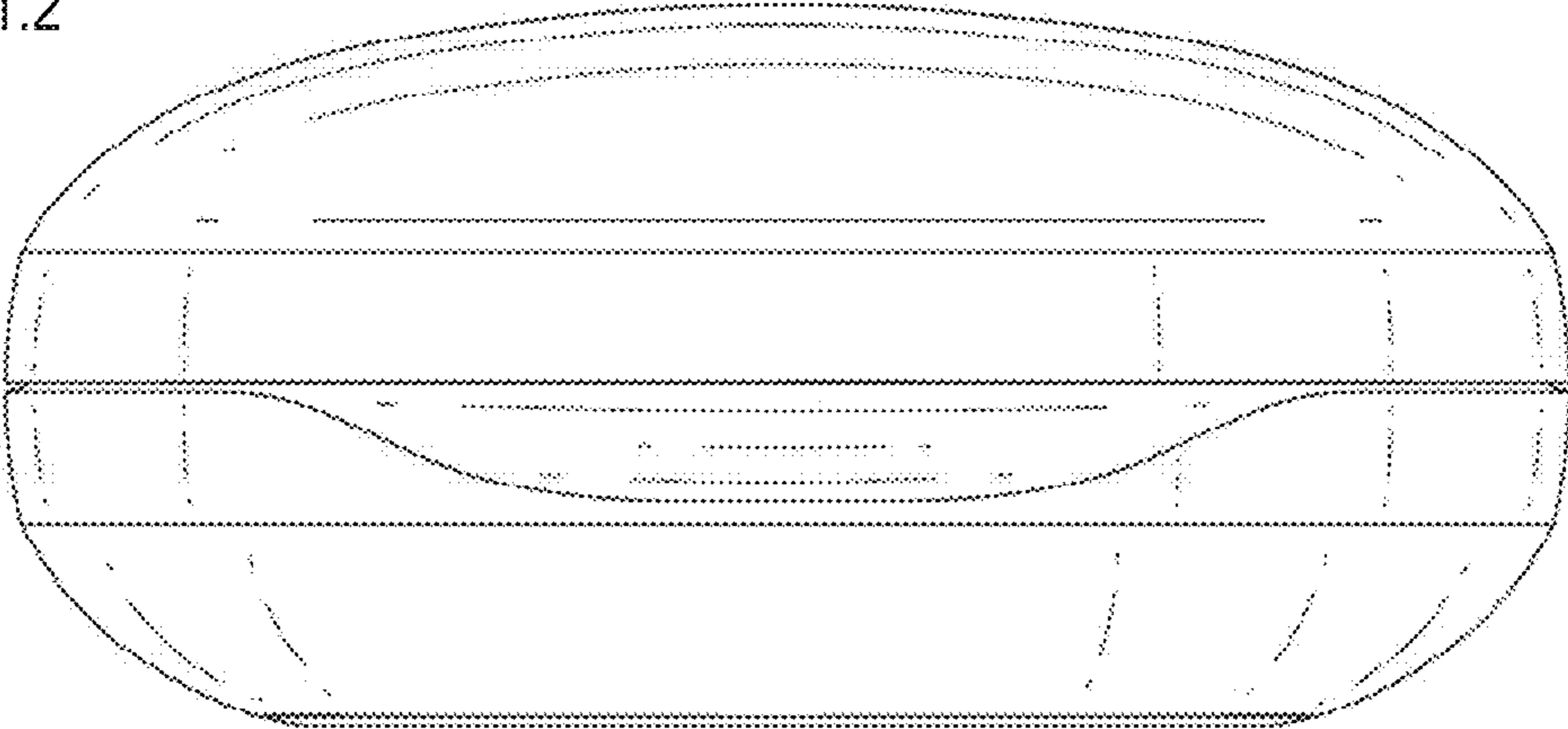
**1 Claim, 7 Drawing Sheets**



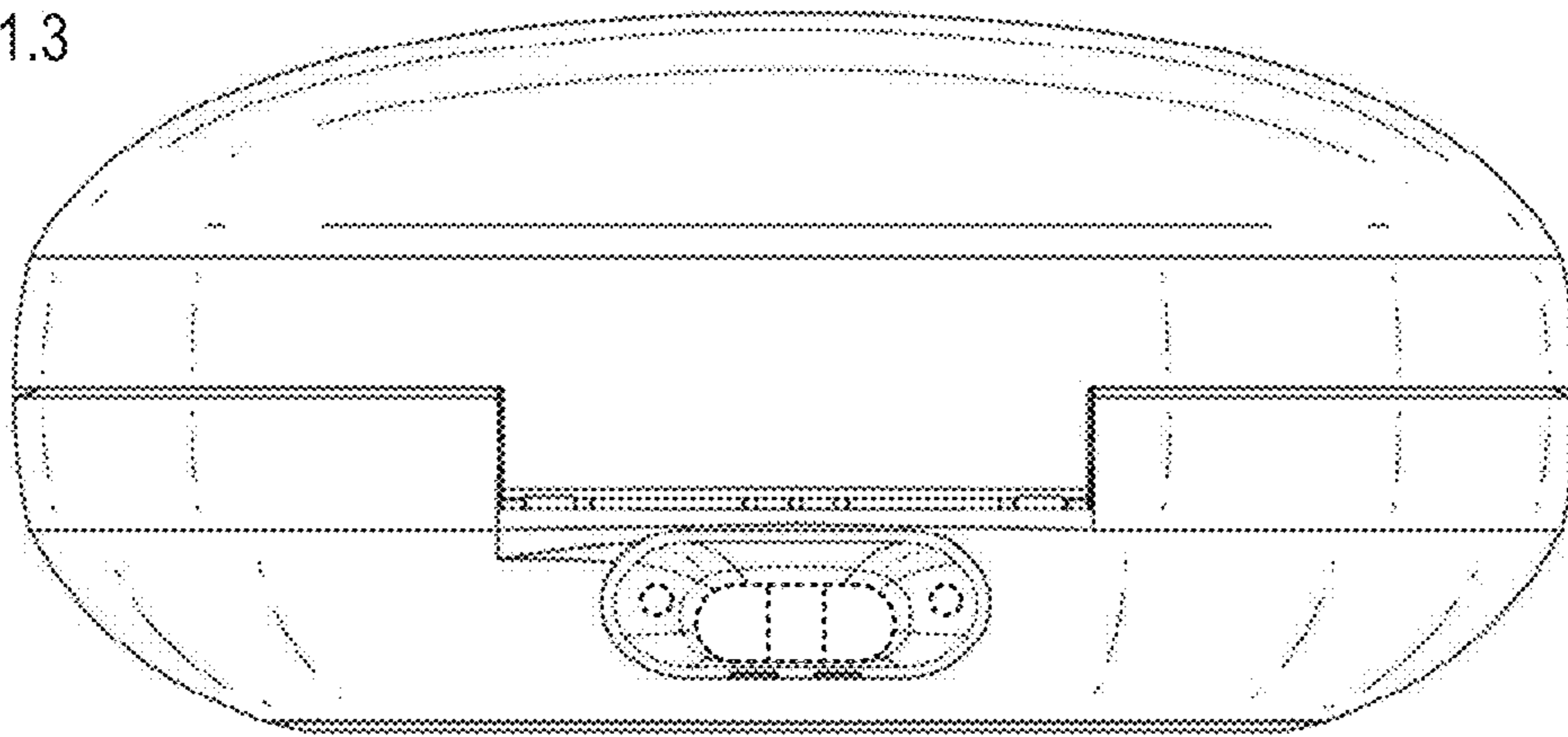
1.1



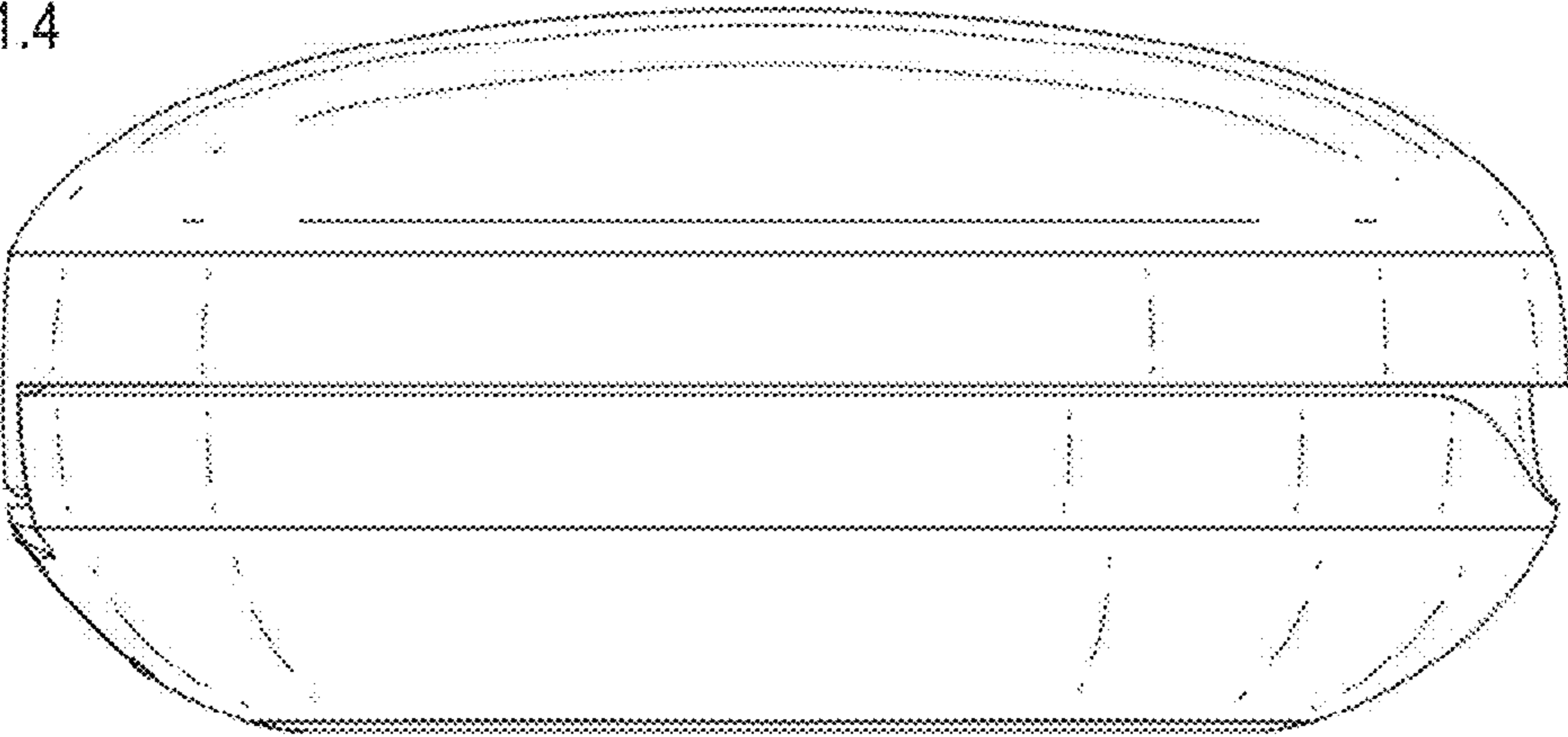
1.2



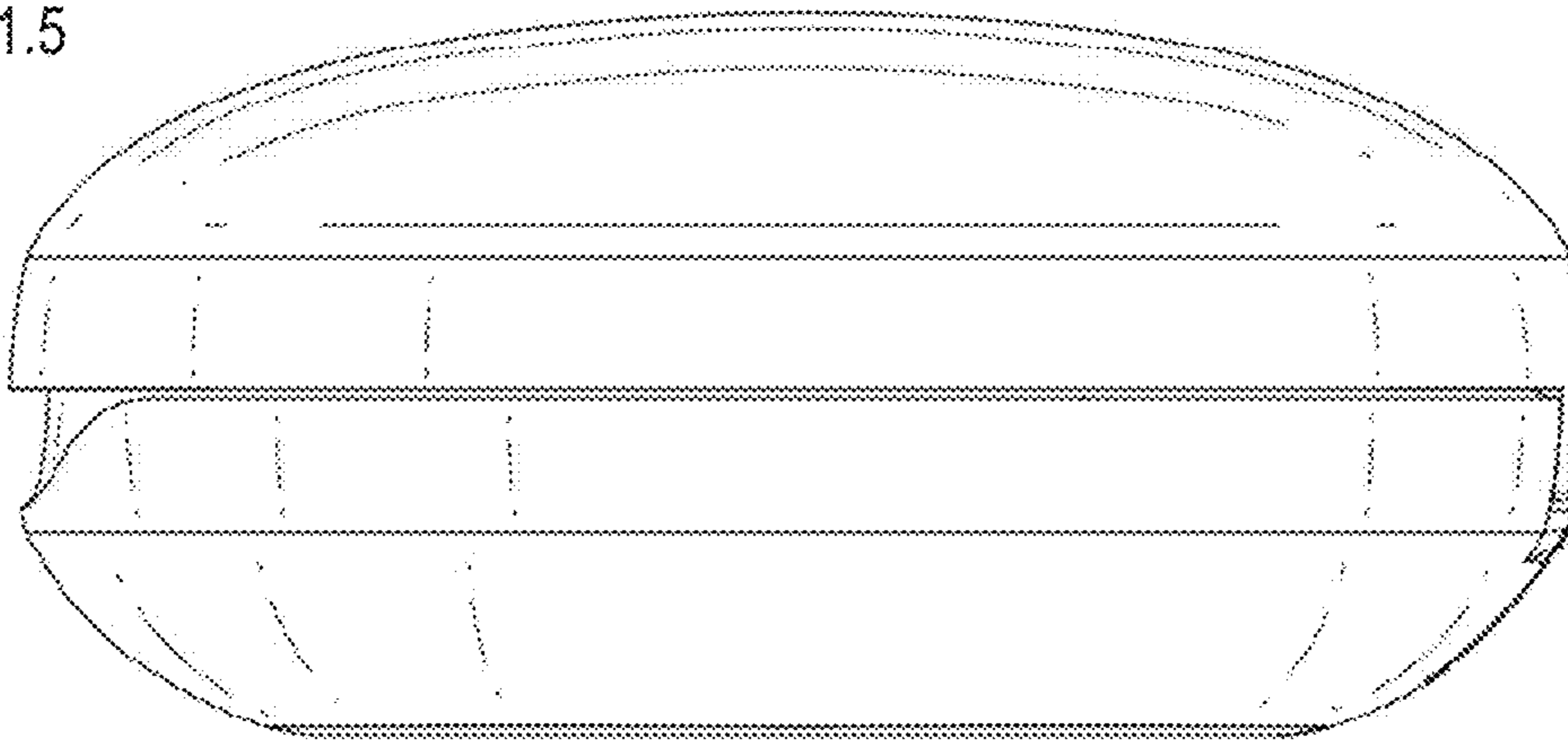
1.3



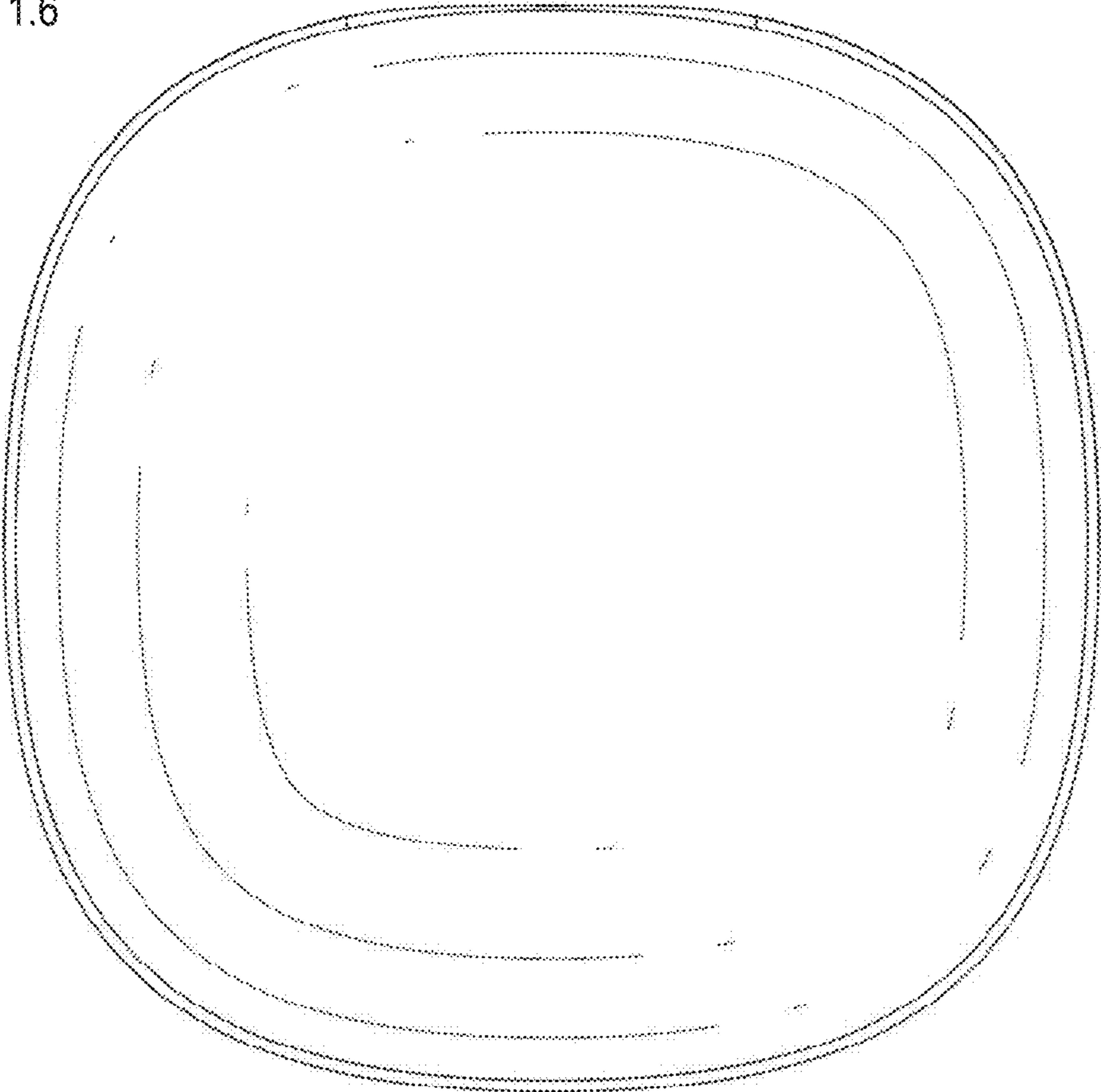
1.4



1.5



1.6



1.7

