



US00D963569S

(12) **United States Design Patent** (10) **Patent No.:** **US D963,569 S**
Ferber et al. (45) **Date of Patent:** **** Sep. 13, 2022**

(54) **POWERBANK CASE**
(71) Applicant: **RFA Brands, LLC**, Birmingham, MI (US)
(72) Inventors: **Roman Ferber**, Birmingham, MI (US); **Jorge Carrillo**, Rochester Hills, MI (US)
(73) Assignee: **RFA Brands, LLC**, Birmingham, MI (US)

D861,601 S * 10/2019 Lin D13/108
D871,329 S * 12/2019 Chen D13/108
D873,213 S * 1/2020 Wu D13/108
D877,070 S * 3/2020 Lemelson D13/108
D880,947 S * 4/2020 Oh D7/584
D881,122 S * 4/2020 Yao D13/108
D886,734 S * 6/2020 Andersson D13/108
D887,977 S * 6/2020 Weinstein H02J 7/0042
D13/108
D890,092 S * 7/2020 Jiang D13/108
D894,191 S * 8/2020 Turksu D14/434
(Continued)

(**) Term: **15 Years**

(21) Appl. No.: **29/775,336**

(22) Filed: **Mar. 23, 2021**

(51) **LOC (13) Cl.** **13-02**

(52) **U.S. Cl.**
USPC **D13/108; D13/103**

(58) **Field of Classification Search**
USPC D13/107-110, 118-121, 184, 199;
D14/251, 253, 432, 434, 447
CPC H02J 7/025; H02J 7/0026; H02J 7/0042;
H02J 7/0044; H02J 7/0045; H02J 7/0047;
H02J 7/0013; H02J 7/0003; H02J 50/10;
H02J 50/12

See application file for complete search history.

(56) **References Cited**

U.S. PATENT DOCUMENTS

D479,709 S * 9/2003 Cocks D13/184
D762,168 S * 7/2016 Sandoval D13/107
D774,025 S * 12/2016 Reivo D14/248
D788,034 S * 5/2017 Gschwandtl D13/108
D815,593 S * 4/2018 Alves D13/108
D816,029 S * 4/2018 Dai D13/108
D822,599 S * 7/2018 Zhong D13/108
D842,805 S * 3/2019 Kato D13/108
D842,806 S * 3/2019 Song D13/108

OTHER PUBLICATIONS

Website for "Powercore III 10K Wireless", Anker, Downloaded on Mar. 1, 2021, <https://us.anker.com/products/a1617>, 5 pages.

(Continued)

Primary Examiner — Rosemary K Tarcza

(74) *Attorney, Agent, or Firm* — Brooks Kushman P.C.

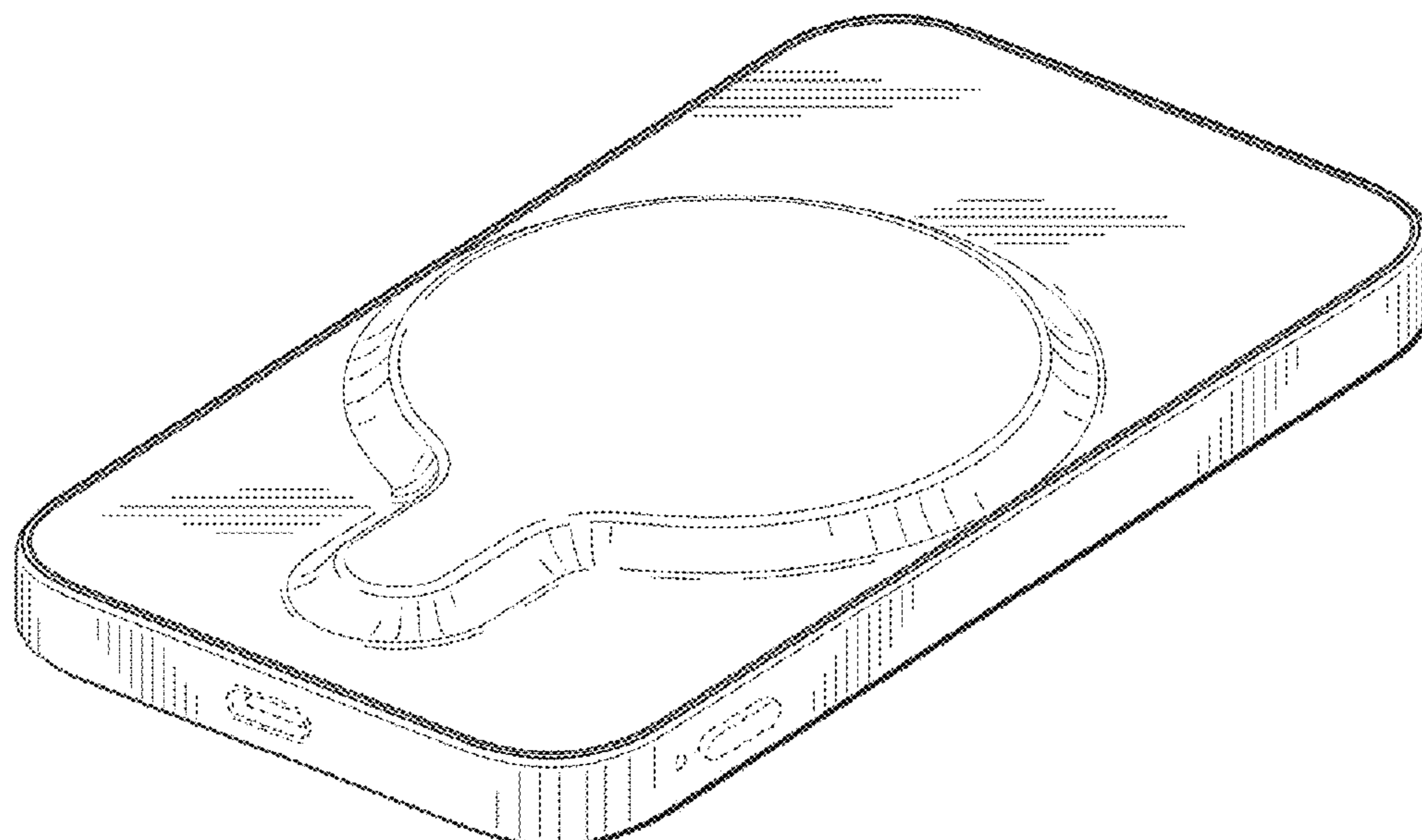
(57) **CLAIM**

The ornamental design for a powerbank case, as shown and described.

DESCRIPTION

FIG. 1 is a front perspective view of a powerbank case; FIG. 2 is a rear perspective view of the powerbank case of FIG. 1; FIG. 3 is a left side view of the powerbank case of FIG. 1; FIG. 4 is a right side view of the powerbank case of FIG. 1; FIG. 5 is a top view of the powerbank case of FIG. 1; FIG. 6 is a bottom view of the powerbank case of FIG. 1; FIG. 7 is a front view of the powerbank case of FIG. 1; and, FIG. 8 is a rear view of the powerbank case of FIG. 1. The broken lines are for the purpose of illustrating portions of the powerbank case that form no part of the claimed design.

1 Claim, 4 Drawing Sheets



(56)

References Cited

U.S. PATENT DOCUMENTS

D906,959	S *	1/2021	Turksu	D13/108
D907,043	S *	1/2021	Turksu	D14/434
D909,967	S *	2/2021	Larson	D13/108
D909,968	S *	2/2021	Chen	D13/108
D911,955	S *	3/2021	Turksu	D13/108
D916,695	S *	4/2021	Lee	D14/253
D917,452	S *	4/2021	Lee	D14/253
D937,764	S *	12/2021	Akana	D13/107
2014/0321048	A1 *	10/2014	Kupferstein	F16M 13/022 361/679.41
2018/0219396	A1	8/2018	Lebovitz	
2020/0119582	A1	4/2020	Salzinger	
2021/0104900	A1 *	4/2021	Hsu	H02J 7/025
2021/0249880	A1 *	8/2021	Taylor	H02J 7/02

OTHER PUBLICATIONS

Website for “10,000mAh Wireless Charger Power Bank with USB Outlet—PulseTV”, PulseTV, Downloaded on Mar. 1, 2021, <https://www.pulsetv.com/prodinfo.asp?number=9052>, 6 pages.

* cited by examiner

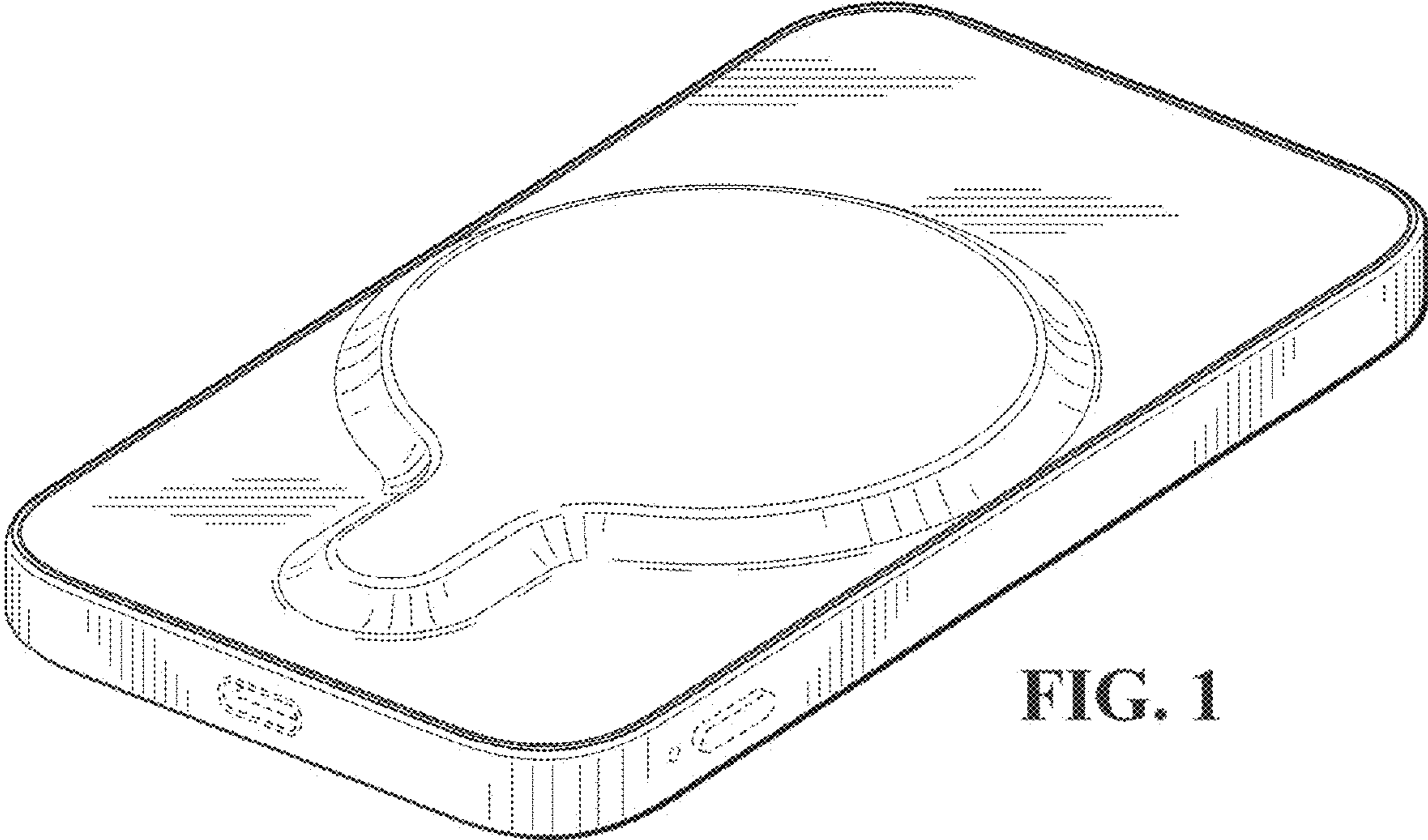


FIG. 1

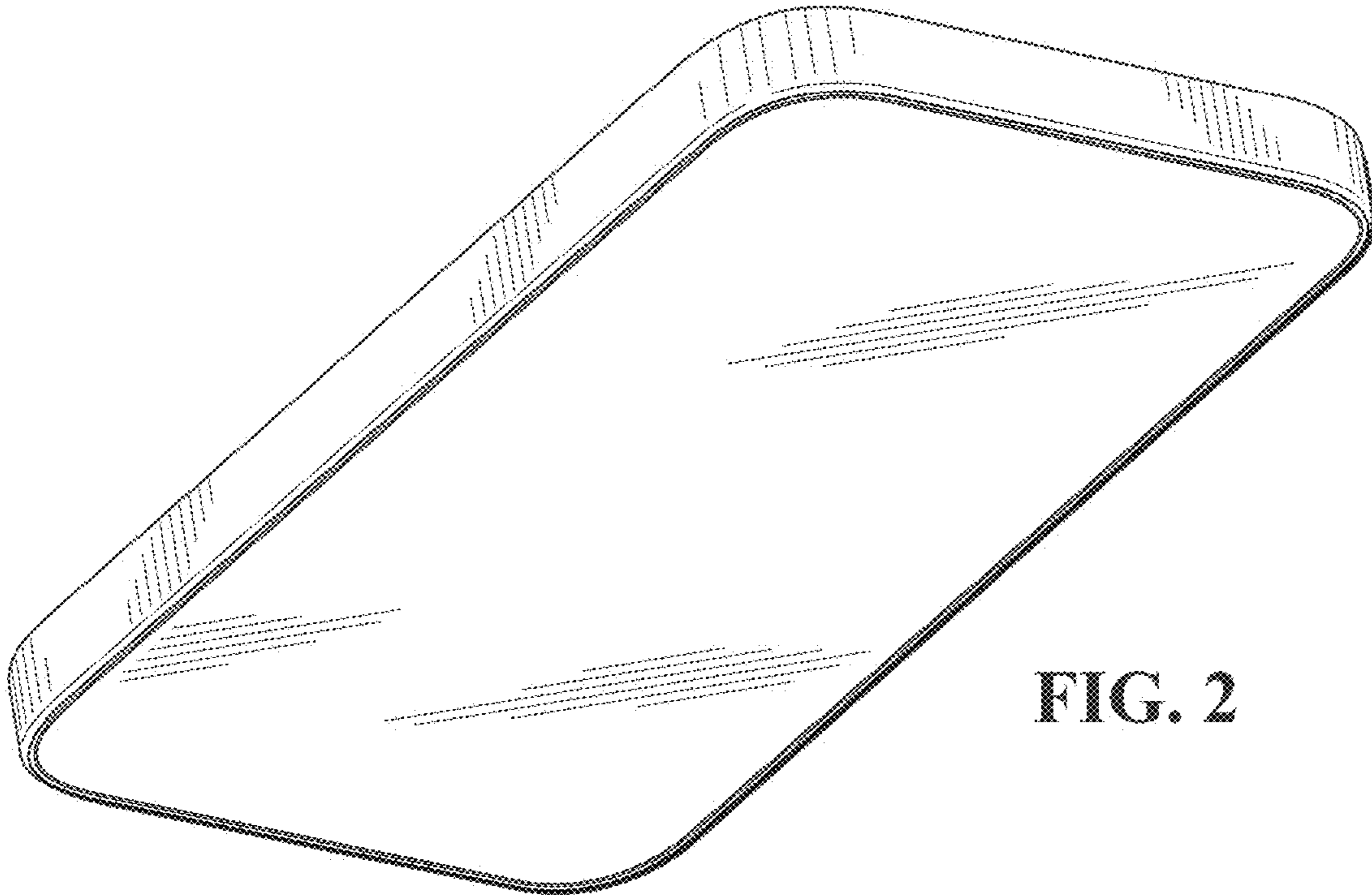


FIG. 2




FIG. 3

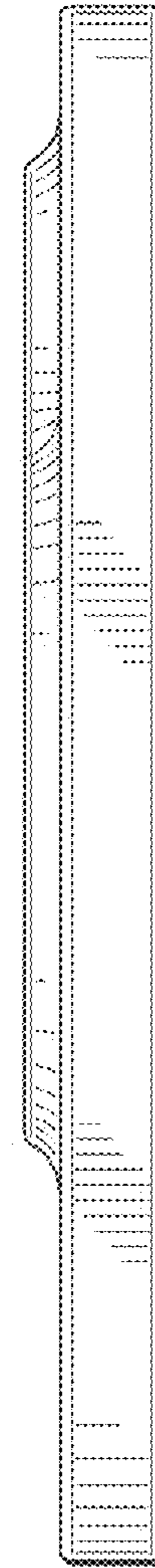


FIG. 4



FIG. 5




FIG. 6

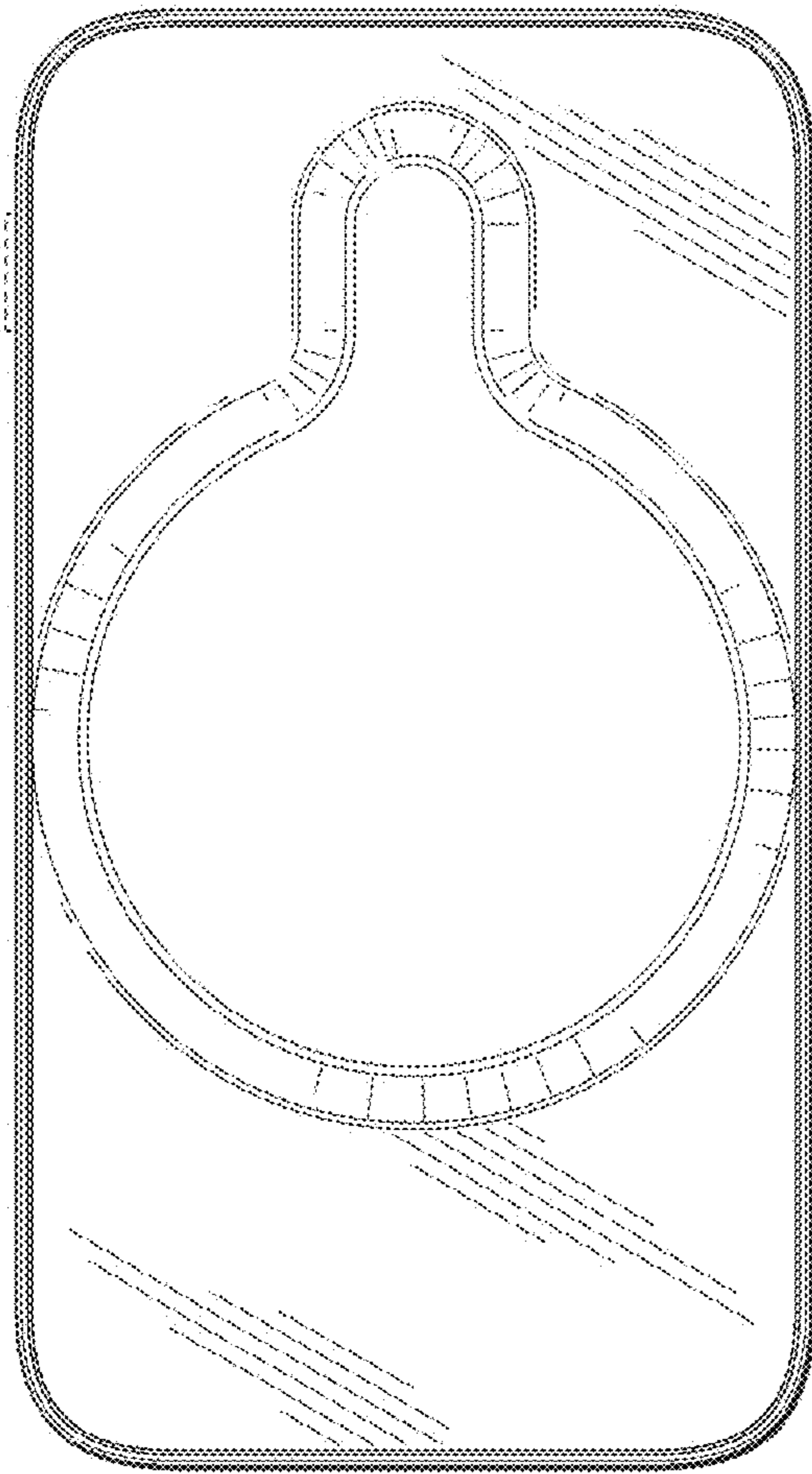


FIG. 7




FIG. 8