



US00D963563S

(12) **United States Design Patent**
Zhang

(10) **Patent No.:** **US D963,563 S**

(45) **Date of Patent:** **** Sep. 13, 2022**

(54) **SOLAR INSECT REPELLENT LAMP**

(71) Applicant: **LUOSHAN COUNTY
QIMINGXINGHUI ELECTRIC
APPLIANCE SALES CO., LTD.,
Xinyang (CN)**

(72) Inventor: **Hong Zhang, Xinyang (CN)**

(73) Assignee: **LUOSHAN COUNTY
QIMINGXINGHUI ELECTRIC
APPLIANCE SALES CO., LTD.,
Xinyang (CN)**

(**) Term: **15 Years**

(21) Appl. No.: **29/766,950**

(22) Filed: **Jan. 19, 2021**

(51) **LOC (13) Cl.** **13-04**

(52) **U.S. Cl.**
USPC **D13/102; D22/122**

(58) **Field of Classification Search**
USPC D13/102, 101, 110, 199; D26/68;
D22/119-120, 122-123
CPC A01M 29/16; A01M 29/18
See application file for complete search history.

(56) **References Cited**

U.S. PATENT DOCUMENTS

6,134,827 A * 10/2000 Jan A01M 29/16
43/124
D583,900 S * 12/2008 Krause D22/120

D585,956 S * 2/2009 Mezger D22/120
D615,684 S * 5/2010 Chen D26/68
D823,425 S * 7/2018 Wang D22/120
D878,287 S * 3/2020 Shi D13/102
D904,663 S * 12/2020 Wang D26/68
D911,574 S * 2/2021 Hui D26/68
2022/0132833 A1 * 5/2022 Miao A01M 29/16
119/719

* cited by examiner

Primary Examiner — Catherine R Oliver-Garcia


(57) **CLAIM**

The ornamental design for a solar insect repellent lamp, as shown and described.

DESCRIPTION

FIG. 1 is a perspective view of a solar insect repellent lamp showing my new design;
FIG. 2 is another perspective view thereof;
FIG. 3 is a front elevational view thereof;
FIG. 4 is a rear elevational view thereof;
FIG. 5 is a left side elevational view thereof;
FIG. 6 is a right side elevational view thereof;
FIG. 7 is a top plan view thereof; and,
FIG. 8 is a bottom plan view thereof.
The broken lines in the drawings depict portions of the solar insect repellent lamp that form no part of the claimed design.

1 Claim, 8 Drawing Sheets






FIG. 1

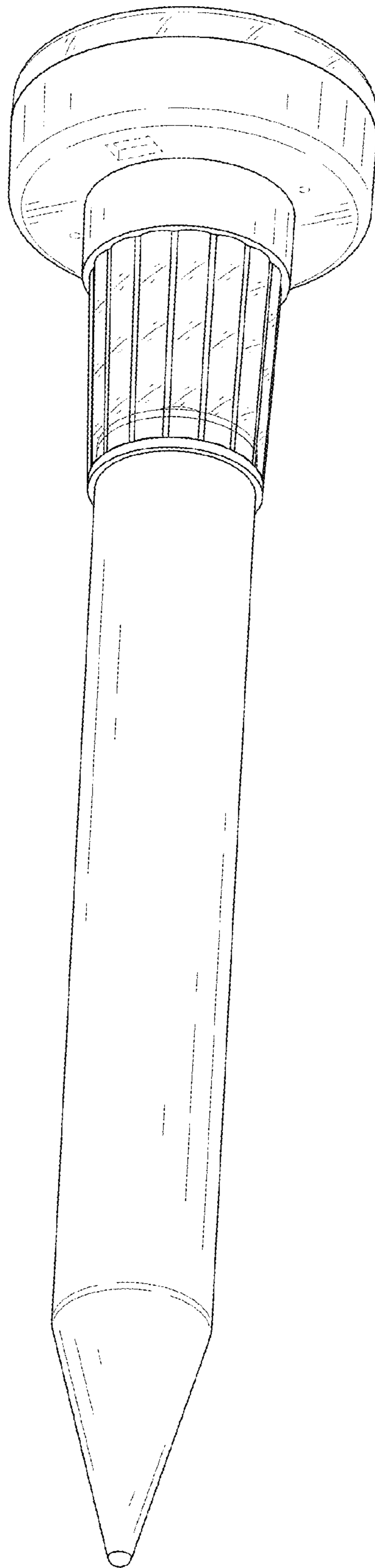


FIG. 2

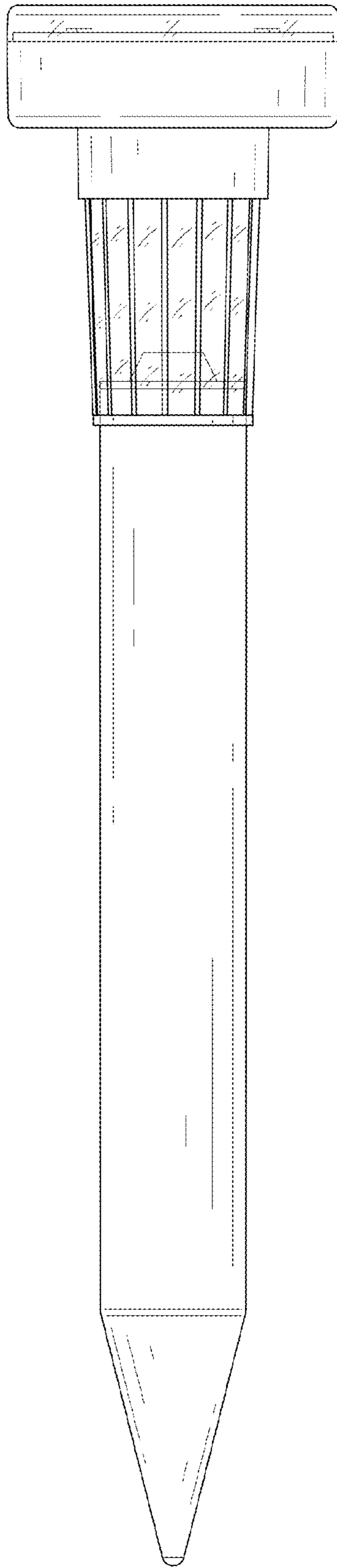


FIG. 3

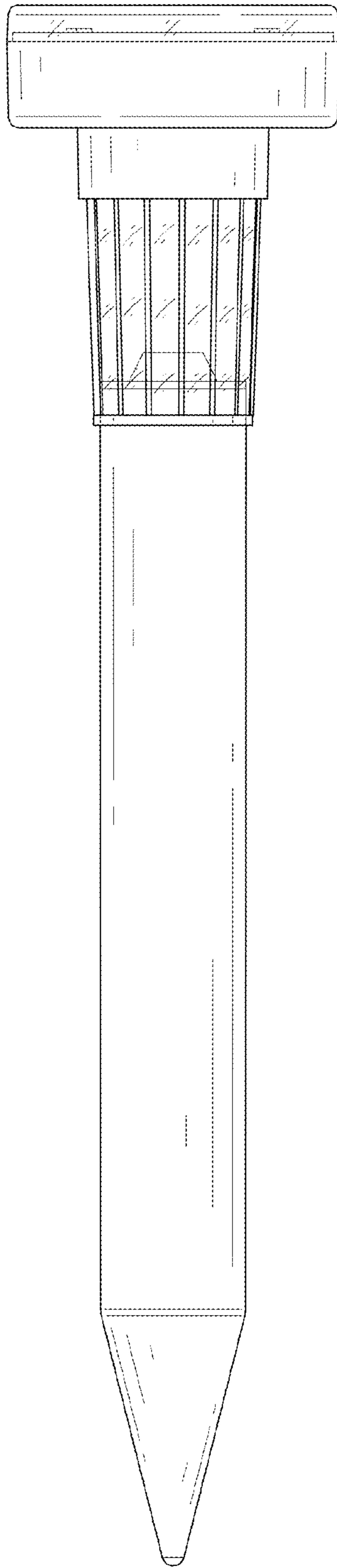


FIG. 4

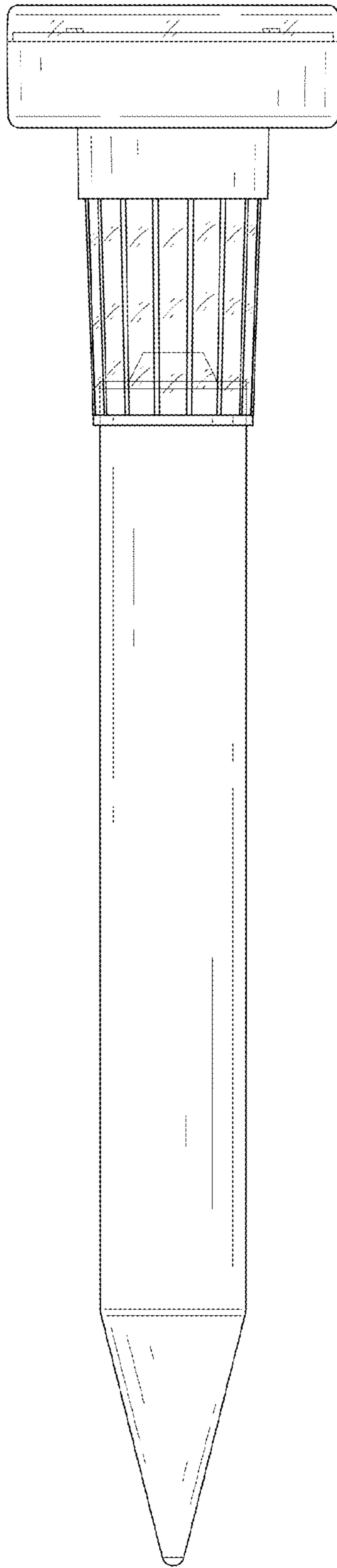


FIG. 5

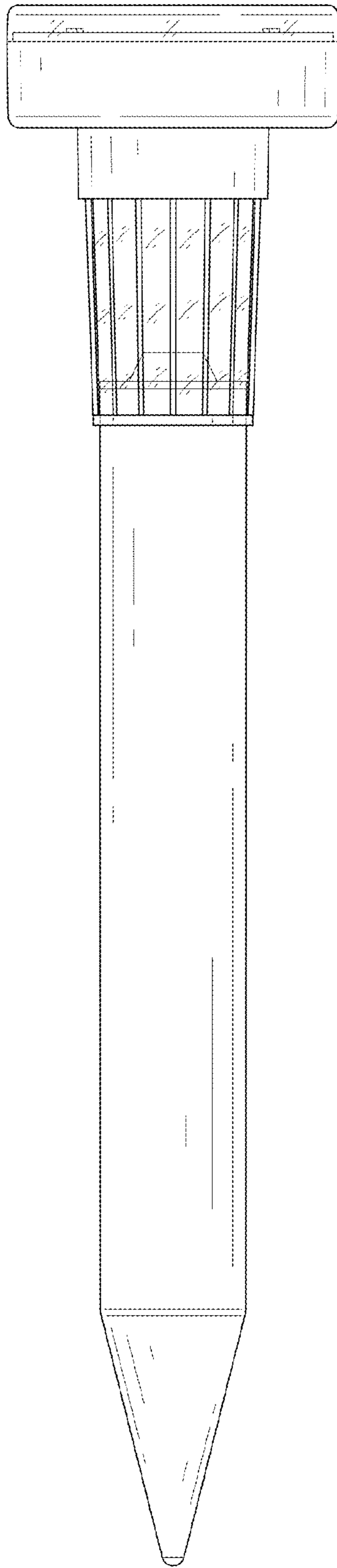


FIG. 6

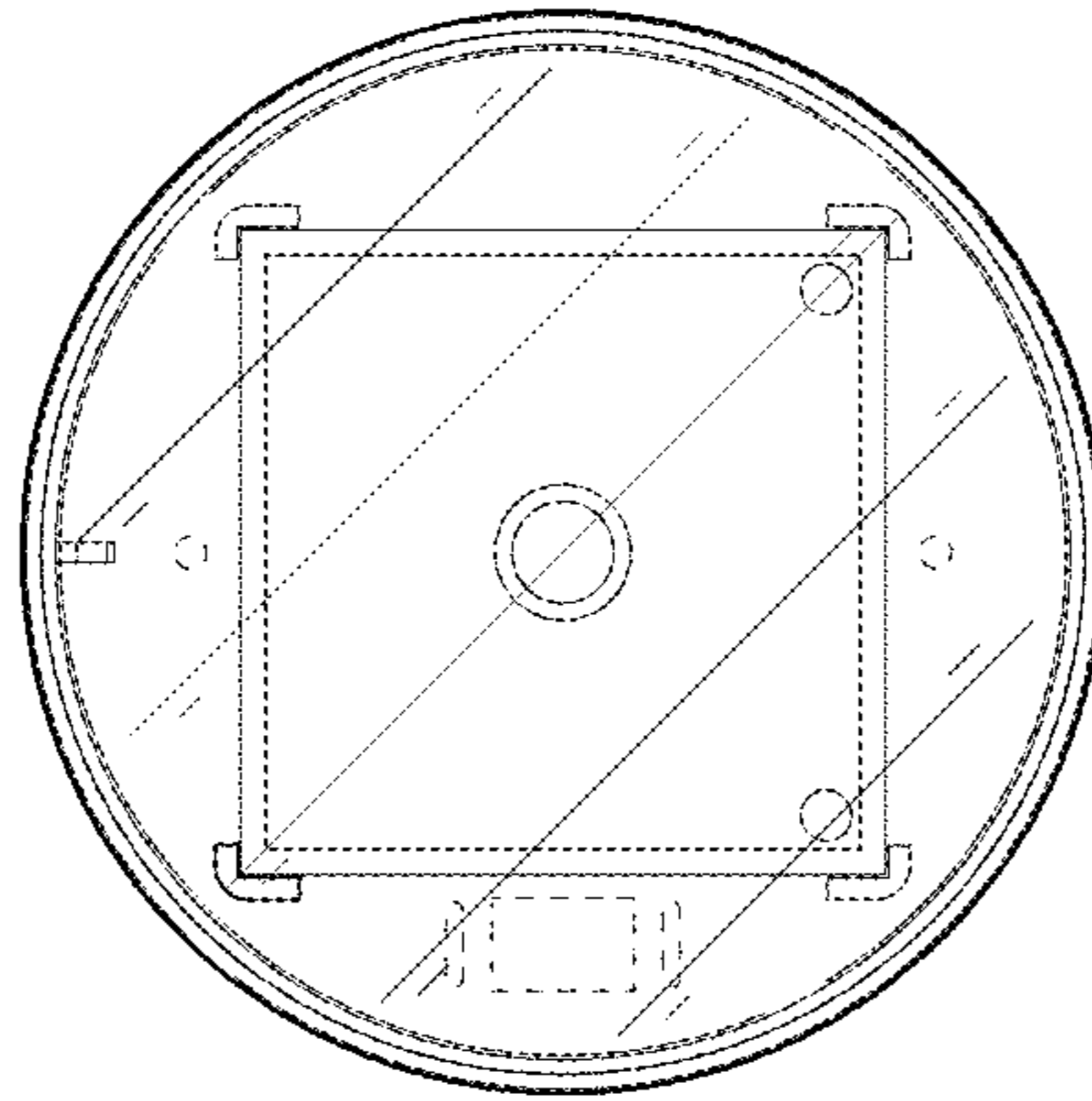


FIG. 7

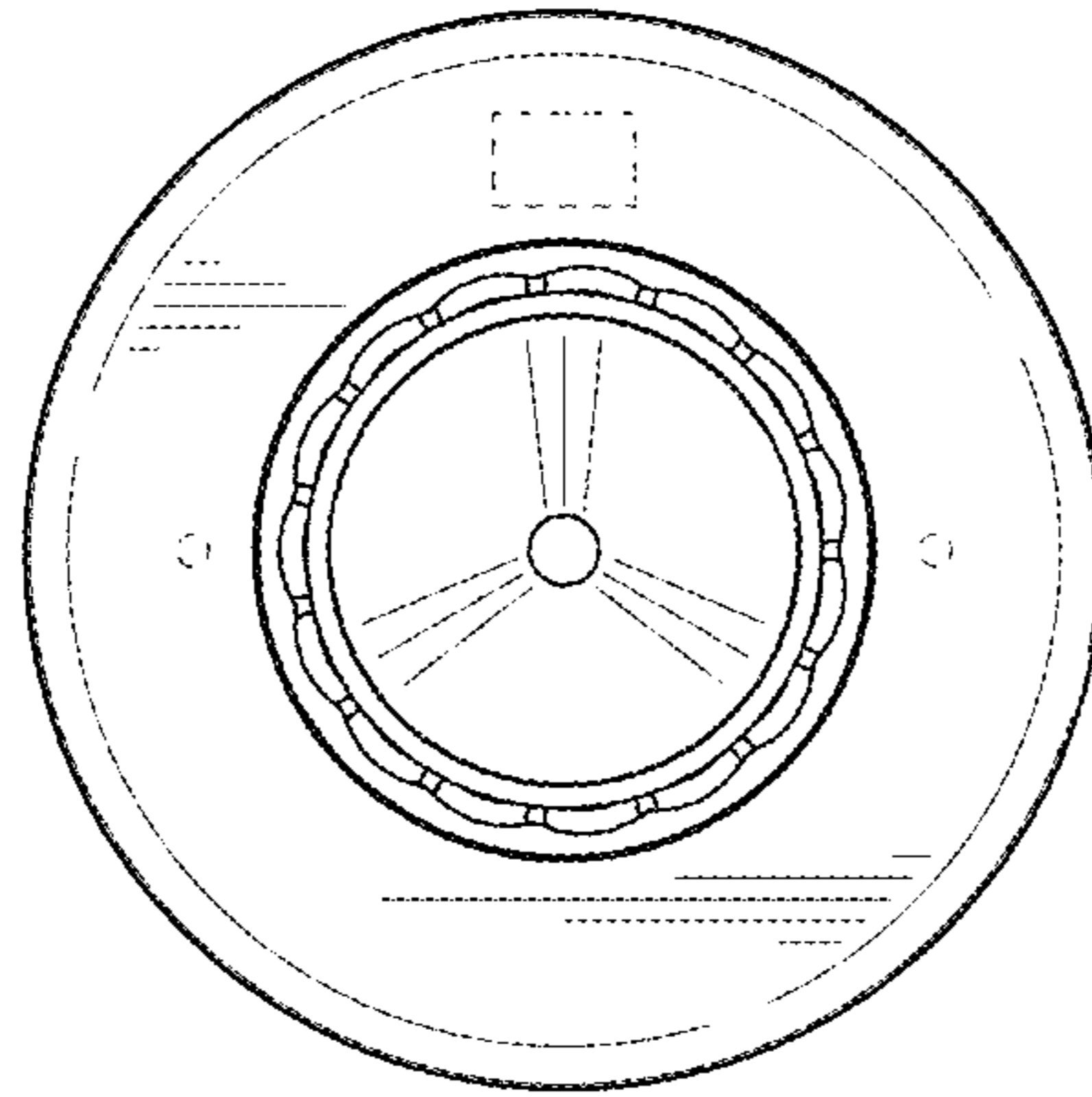


FIG. 8