



US00D963562S

(12) **United States Design Patent** (10) **Patent No.:** **US D963,562 S**
Huang et al. (45) **Date of Patent:** **** Sep. 13, 2022**

(54) **LIGHTING POST UNIT**

10/52; Y10S 136/291; Y10S 136/293;
H02J 7/355; G06F 1/1628; F21S 8/006

(71) Applicant: **Hunan Nepuenergy Science & Technology Co., Ltd.**

See application file for complete search history.

(72) Inventors: **Haoyu Huang**, Hunan (CN); **Yibo Wang**, Hunan (CN); **Zihe Chen**, Hunan (CN); **Xiongxiang Tan**, Hunan (CN); **Jianbiao Liu**, Hunan (CN)

(56) **References Cited**

U.S. PATENT DOCUMENTS

(73) Assignee: **HUNAN NEPUENERGY SCIENCE & TECHNOLOGY CO., LTD.**, Hunan (CN)

D97,588 S *	11/1935	Haggstrom	D13/110
4,359,182 A *	11/1982	Perkins, Jr.	B65D 5/685
				229/110
D309,953 S *	8/1990	Chien	D26/72
D367,226 S *	2/1996	Ransbottom	D9/418
2013/0271814 A1 *	10/2013	Brown	E06B 9/24
				359/275

(**) Term: **15 Years**

* cited by examiner

(21) Appl. No.: **29/725,865**

Primary Examiner — Derrick E Holland

(22) Filed: **Feb. 27, 2020**

(74) *Attorney, Agent, or Firm* — Cantor Colburn LLP

(30) **Foreign Application Priority Data**

Jan. 21, 2020	(CN)	202030042989.9
Jan. 21, 2020	(CN)	202030043278.3

(51) **LOC (13) Cl.** **13-02**

(52) **U.S. Cl.**
USPC **D13/102**

(58) **Field of Classification Search**
USPC D13/102, 101, 103, 107, 108, 184, 199;
D26/63, 67, 68, 69, 71, 72
CPC H01L 31/00; H01L 31/18; H01L 31/042;
H01L 31/045; H01L 31/048; H01L 31/052;
H01L 31/054; H01L 31/0475; H01L 31/0485;
H01M 10/052; H01M 10/465; H02S 30/10; H02S 30/20; H02S 10/40; H02S 40/42; Y02E 10/50; Y02E

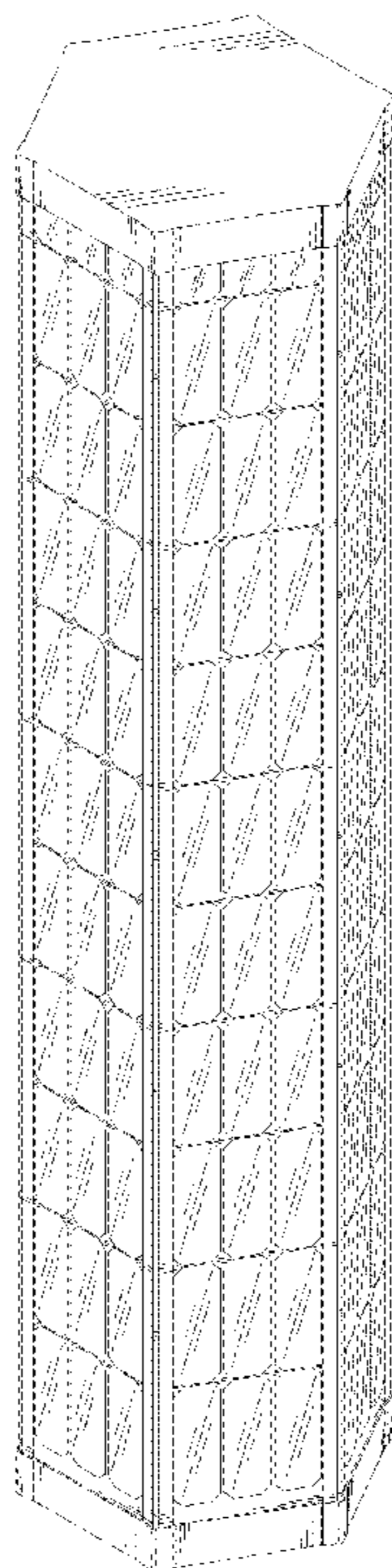
(57) **CLAIM**

The ornamental design for a lighting post unit, as shown and described.

DESCRIPTION

FIG. 1 is a first perspective view of a lighting post unit showing the new design;
FIG. 2 is a second perspective view thereof;
FIG. 3 is a front elevation view thereof;
FIG. 4 is a rear elevation view thereof;
FIG. 5 is a left side elevation view thereof;
FIG. 6 is a right side elevation view thereof;
FIG. 7 is a top plan view thereof; and,
FIG. 8 is a bottom plan view thereof.

1 Claim, 8 Drawing Sheets



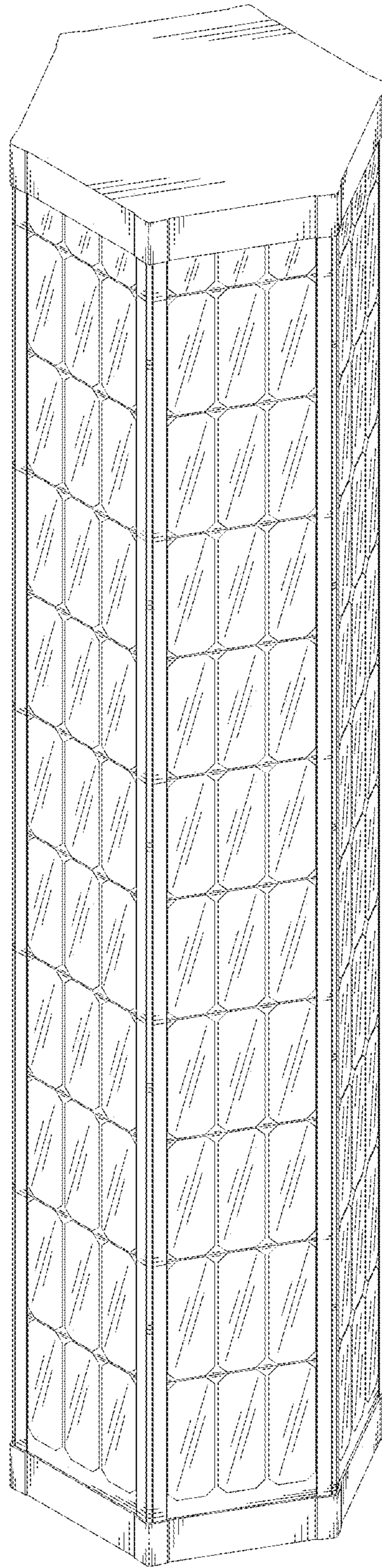


FIG. 1




FIG. 2

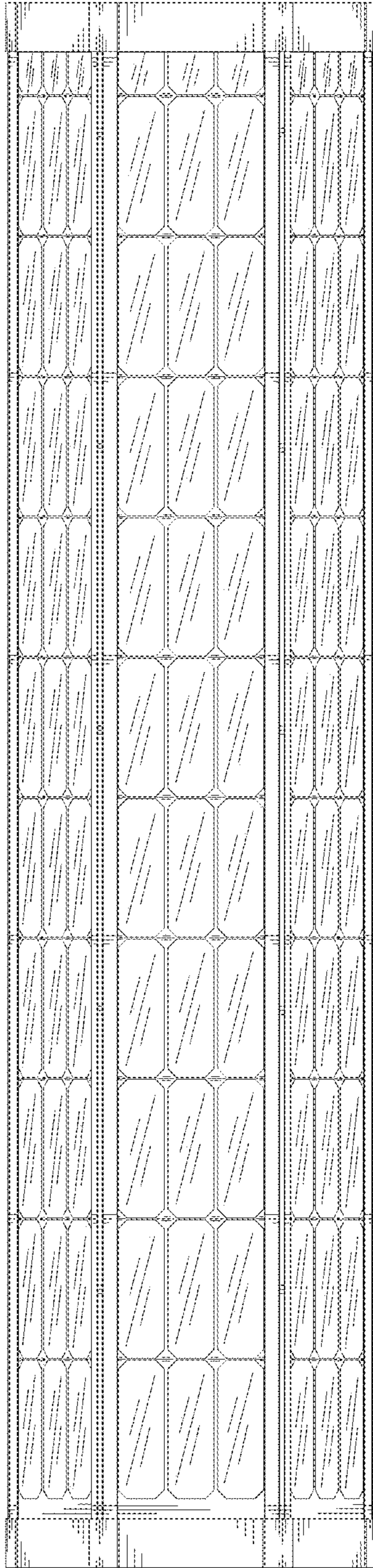


FIG. 3




FIG. 4




FIG. 5




FIG. 6

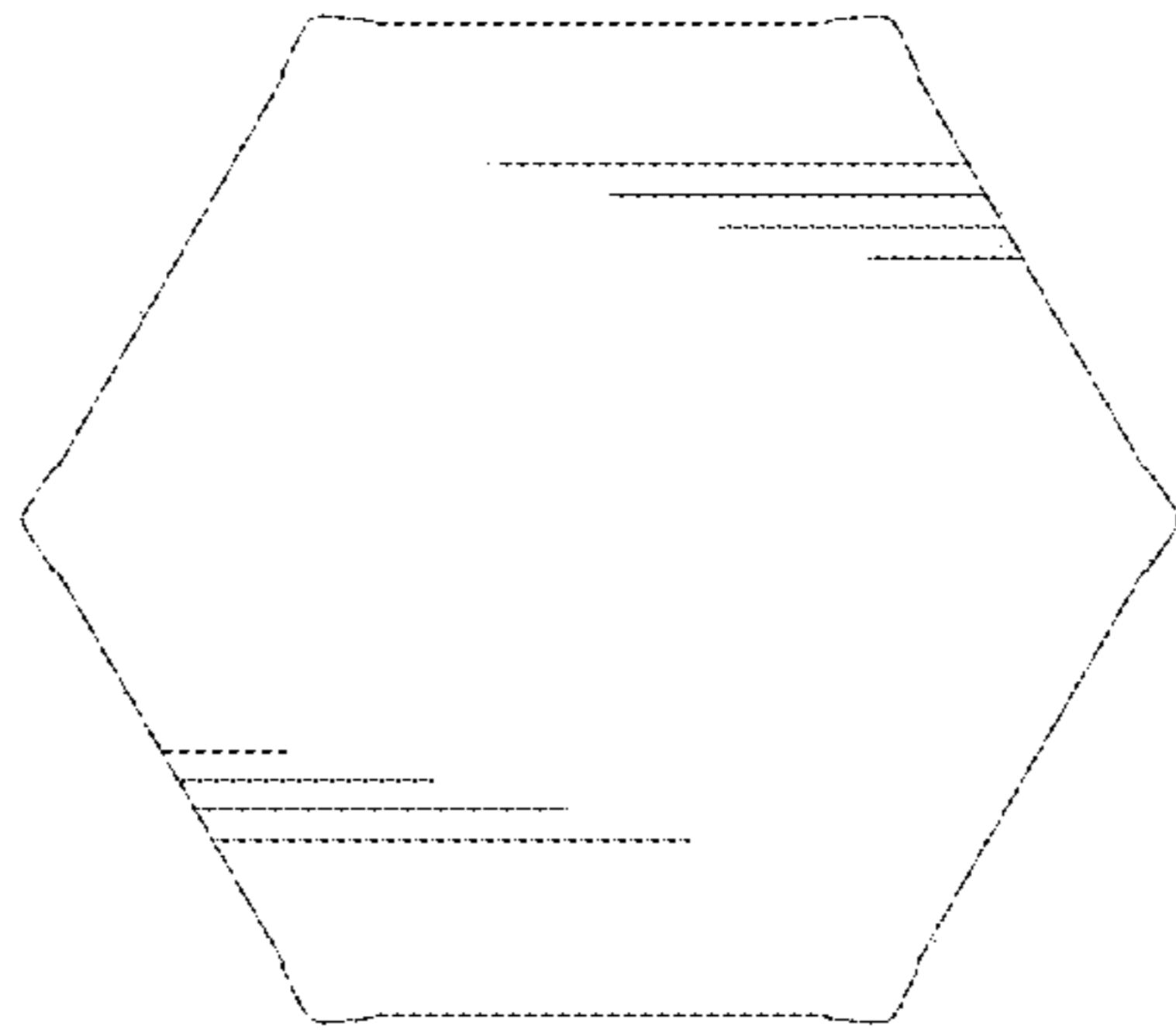


FIG. 7

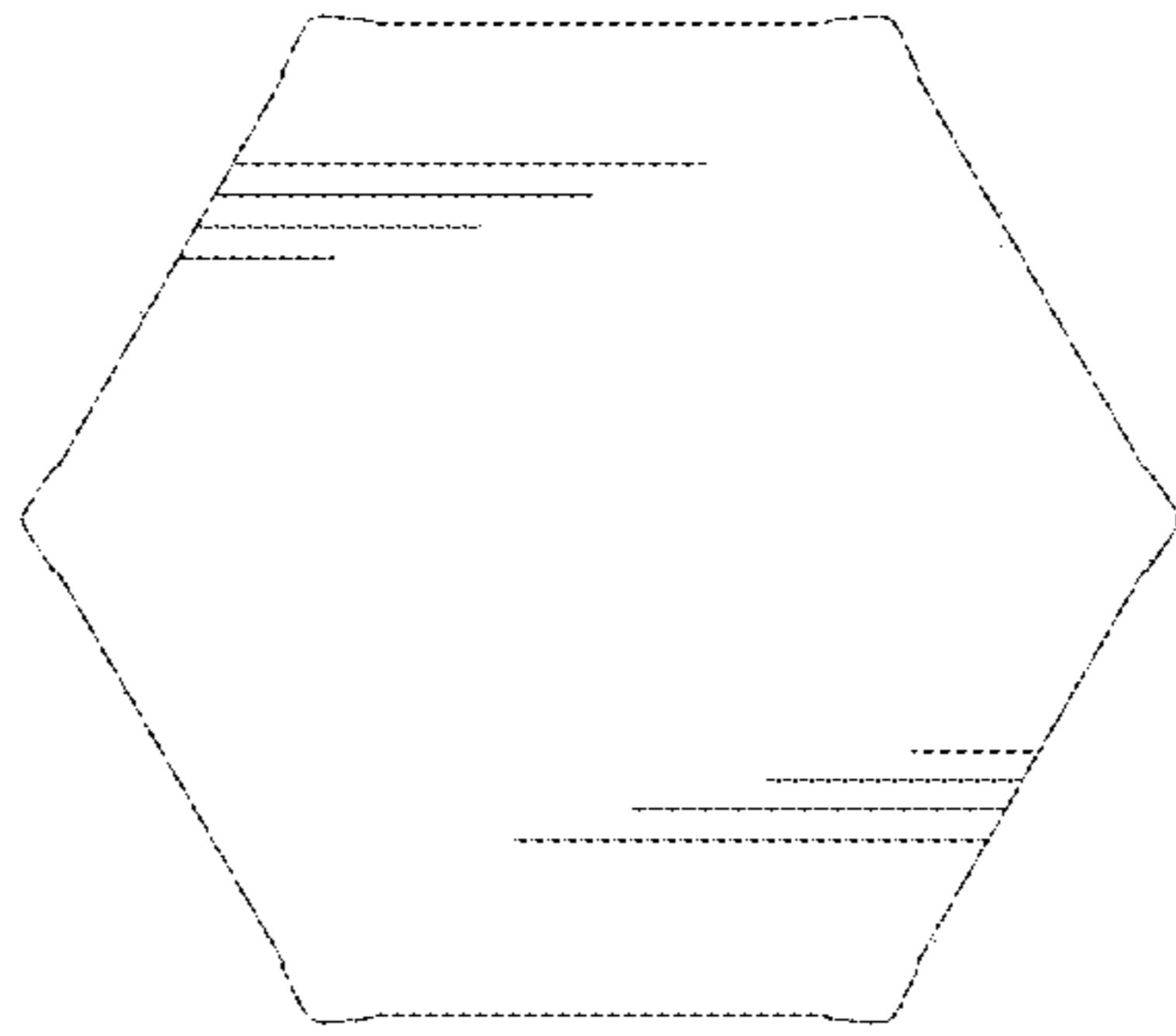


FIG. 8