



US00D963551S

(12) **United States Design Patent**
Bowers

(10) **Patent No.:** **US D963,551 S**

(45) **Date of Patent:** **** Sep. 13, 2022**

(54) **WHEEL**

(71) Applicant: **Wonderland Switzerland AG,**
Steinhausen (CH)

(72) Inventor: **Patrick Bowers,** West Chester, PA (US)

(73) Assignee: **WONDERLAND SWITZERLAND**
AG, Steinhausen (CH)

(**) Term: **15 Years**

(21) Appl. No.: **29/742,368**

(22) Filed: **Oct. 28, 2020**

(51) **LOC (13) Cl.** **12-15**

(52) **U.S. Cl.**
USPC **D12/501**

(58) **Field of Classification Search**
USPC D12/500–532, 604, 568–578, 129, 133
CPC Y10T 152/10027; B60C 1/0016; B60C
11/0306; B60C 11/0302; B60C 3/06;
B60C 9/17
See application file for complete search history.

(56) **References Cited**

U.S. PATENT DOCUMENTS

D294,418 S *	2/1988	Salvesen	D34/12
D328,053 S *	7/1992	Markling	D12/501
D352,687 S *	11/1994	Markling	D12/204
D470,452 S *	2/2003	Flood	D12/501
7,481,498 B1 *	1/2009	Morris	B60B 3/001 301/64.707

D634,414 S *	3/2011	Wolfe	D23/359
D635,053 S *	3/2011	Lee	D11/157
D643,346 S *	8/2011	Barenbrug	D12/129
D702,411 S *	4/2014	Bromm	D34/10
D776,896 S *	1/2017	Paitchell	D34/27
D785,511 S *	5/2017	Barenbrug	B60B 7/02 D12/209
D826,840 S *	8/2018	Pratt	D12/501
D849,607 S *	5/2019	Tomasi	D12/129
D858,364 S *	9/2019	Barenbrug	D12/129
D902,338 S *	11/2020	Rademacher	D21/803
D912,792 S *	3/2021	Stearns	D23/359
2018/0162162 A1 *	6/2018	Ma	B60B 33/0042
2021/0114649 A1 *	4/2021	Yuan	B62B 9/12

* cited by examiner

Primary Examiner — John A Voytek

(74) *Attorney, Agent, or Firm* — Bacon & Thomas, PLLC

(57) **CLAIM**

The ornamental design for a wheel, as shown and described.

DESCRIPTION

FIG. 1 is a perspective view of a wheel, showing my new design;

FIG. 2 is a front view of FIG. 1;

FIG. 3 is a rear view of FIG. 1;

FIG. 4 is a left side view of FIG. 1;


FIG. 5 is a right side view of FIG. 1;

FIG. 6 is a top view of FIG. 1; and,

FIG. 7 is a bottom view of FIG. 1.

The rear central hub portion of the wheel shown in broken lines forms no part of the claimed design.

1 Claim, 6 Drawing Sheets






FIG. 1




FIG. 2




FIG. 3

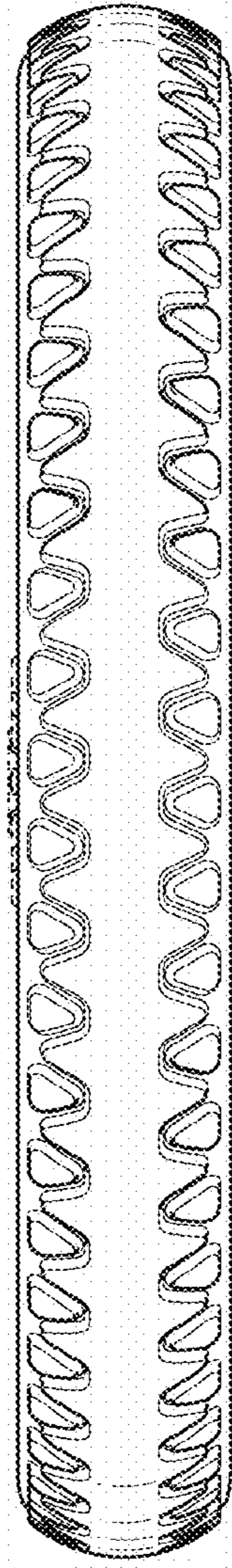


FIG. 4

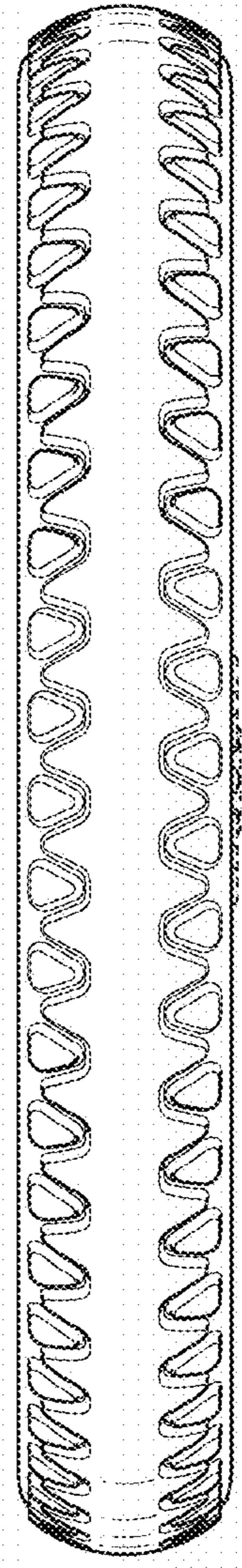


FIG. 5

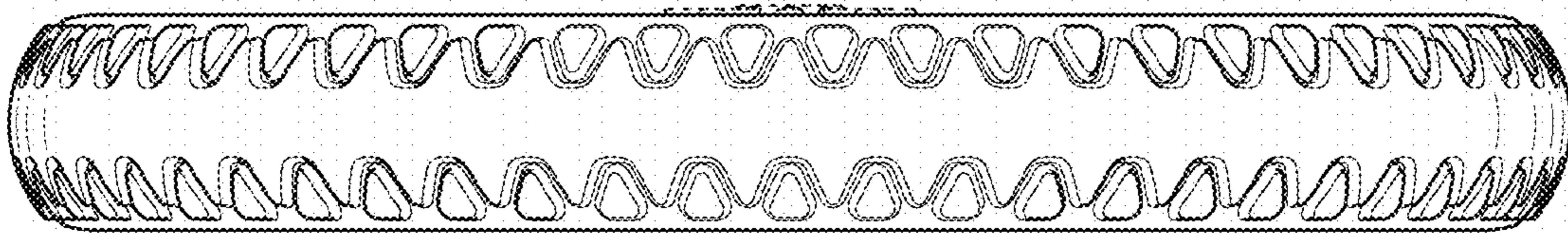


FIG. 6

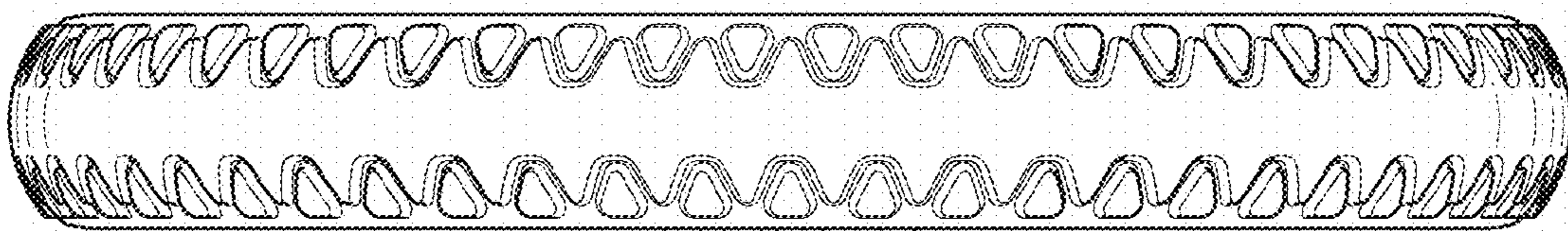


FIG. 7