



US00D963531S

(12) **United States Design Patent**
Garcia et al.

(10) **Patent No.:** **US D963,531 S**
(45) **Date of Patent:** **** Sep. 13, 2022**

(54) **VEHICLE FAIRING**

DESCRIPTION

- (71) Applicant: **PACCAR Inc**, Bellevue, WA (US)
- (72) Inventors: **Victor Garcia**, Aubrey, TX (US);
Chase Wolf, Denton, TX (US); **John Paul Patino**, Springtown, TX (US);
Troy Robin McCuller, Argyle, TX (US); **Rick David Barr**, Denton, TX (US);
Derek Scott Sancer, Denton, TX (US); **Brad Powell**, Corinth, TX (US)
- (73) Assignee: **PACCAR Inc**, Bellevue, WA (US)
- (**) Term: **15 Years**
- (21) Appl. No.: **29/752,275**
- (22) Filed: **Sep. 25, 2020**
- (51) **LOC (13) Cl.** **12-16**
- (52) **U.S. Cl.**
USPC **D12/181**
- (58) **Field of Classification Search**
USPC D12/181-184, 190, 191, 400
(Continued)

(56) **References Cited**

U.S. PATENT DOCUMENTS

- D319,036 S 8/1991 Fingerle
 - D320,582 S 10/1991 Fingerle
- (Continued)

OTHER PUBLICATIONS

“T800,” Kenworth Truck Company, 2002, 32-page brochure, Jan. 1, 2002.

(Continued)

Primary Examiner — Katrina A Betton

(74) *Attorney, Agent, or Firm* — Seed IP Law Group LLP

(57) **CLAIM**

The ornamental design for a vehicle fairing, as shown and described.

FIG. 1 is an isometric view of a vehicle fairing, showing an embodiment of our new design with surrounding environment.

FIG. 2 is an isometric view thereof without the surrounding environment.

FIG. 3 is a front elevational view thereof.

FIG. 4 is a rear elevational view thereof.

FIG. 5 is a left side elevational view thereof.

FIG. 6 is a right side elevational view thereof.

FIG. 7 is a top plan view thereof.

FIG. 8 is a bottom plan view thereof.

FIG. 9 is an isometric view of a vehicle fairing, showing another embodiment of our new design with surrounding environment, which is a mirror image of the embodiment shown in FIGS. 1-8.

FIG. 10 is an isometric view thereof without the surrounding environment.

FIG. 11 is a front elevational view thereof.

FIG. 12 is a rear elevational view thereof.

FIG. 13 is a right side elevational view thereof.

FIG. 14 is a left side elevational view thereof.

FIG. 15 is a top plan view thereof.

FIG. 16 is a bottom plan view thereof.

FIG. 17 is an isometric view of a vehicle fairing, showing another embodiment of our new design.

FIG. 18 is a front elevational view thereof.

FIG. 19 is a rear elevational view thereof.

FIG. 20 is a left side elevational view thereof.

FIG. 21 is a right side elevational view thereof.

FIG. 22 is a top plan view thereof.

FIG. 23 is a bottom plan view thereof.

FIG. 24 is an isometric view of a vehicle fairing, showing another embodiment of our new design, which is a mirror image of the embodiment shown in FIGS. 17-23.

FIG. 25 is a front elevational view thereof.

FIG. 26 is a rear elevational view thereof.

FIG. 27 is a right side elevational view thereof.

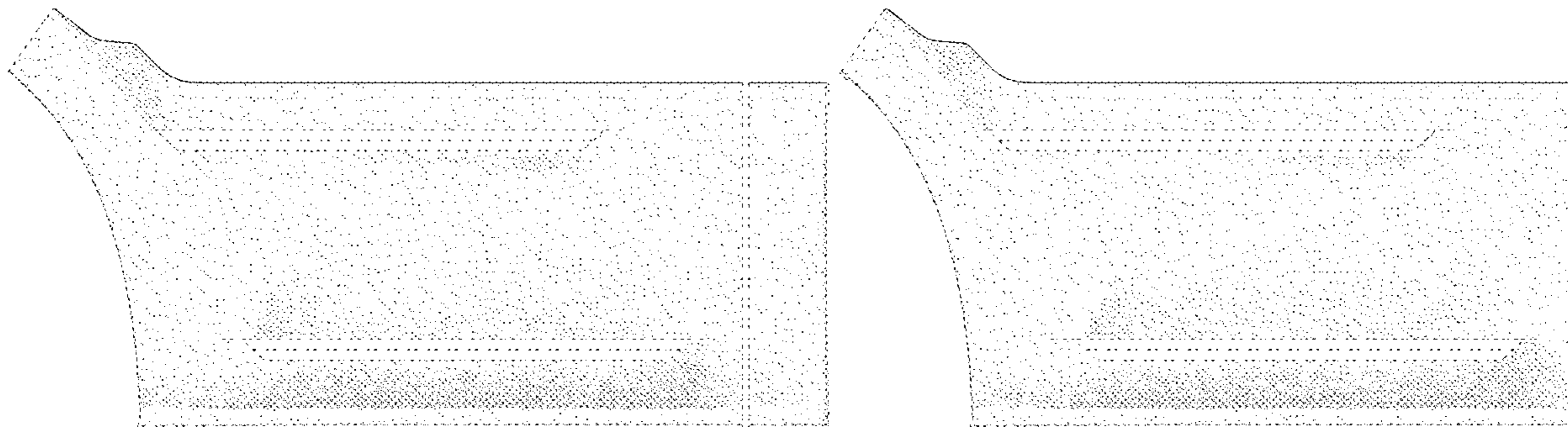
FIG. 28 is a left side elevational view thereof.

FIG. 29 is a top plan view thereof; and,

FIG. 30 is a bottom plan view thereof.

Stippling in the drawings represent the three-dimensional contours of the design, and is not intended to indicate

(Continued)



surface decoration. The broken lines shown in the drawings depict portions of the vehicle fairing or surrounding environment that form no part of the claimed design.

1 Claim, 30 Drawing Sheets

(58) Field of Classification Search

CPC B62D 35/00; B62D 35/007; B62D 37/02
See application file for complete search history.

(56) References Cited

U.S. PATENT DOCUMENTS

D381,949 S	8/1997	Barrett, Jr. et al.	
D395,848 S	7/1998	Meryman et al.	
D433,967 S	11/2000	Delashaw et al.	
D433,981 S	11/2000	Davis et al.	
D434,348 S	11/2000	Delashaw et al.	
D531,946 S	11/2006	Angelo et al.	
D531,948 S	11/2006	Angelo et al.	
D532,731 S	11/2006	Angelo et al.	
D660,756 S	5/2012	Peltola et al.	
D708,105 S	7/2014	Leetz et al.	
D708,106 S	7/2014	Jensen et al.	
D708,107 S	7/2014	Jensen et al.	
D716,211 S	10/2014	Jensen et al.	
D742,292 S	11/2015	Peltola et al.	
D753,039 S	4/2016	Duncan et al.	
D781,760 S	3/2017	Peltola et al.	
D782,380 S	3/2017	Jensen et al.	
D808,316 S *	1/2018	Piscitelli	D12/163
D818,890 S *	5/2018	Beerermann	D12/163
D827,532 S *	9/2018	Maher	D12/190
D842,767 S *	3/2019	Hjorten	D12/163
D843,619 S *	3/2019	Thomas	D26/28
D878,986 S *	3/2020	Smith	D12/181
D894,067 S *	8/2020	Pereira	D12/181
D894,068 S *	8/2020	Smith	D12/181
D901,346 S *	11/2020	Burki	D12/181
D903,557 S *	12/2020	Pereira	D12/181
D916,636 S *	4/2021	Grand	D12/190
D934,142 S *	10/2021	Bernardi	D12/190
2008/0036222 A1 *	2/2008	Iwamoto	F01N 13/20 293/113

OTHER PUBLICATIONS

“T800,” Kenworth Truck Company, 2003, 32-page brochure.
 “T800,” Kenworth Truck Company, 2005, 28-page brochure.
 “T800,” Kenworth Truck Company, 2009, 28-page brochure.
 “T800B,” Kenworth Truck Company, 1993, 8-page brochure.
 Peterbilt Motors Company, “The Working Class,” Sep. 1976, 6-page brochure.
 “The World’s Best,” Kenworth Truck Company, 1992, 12-page brochure.
 “W900,” Kenworth Truck Company, 1996, 7-page brochure.
 “W900,” Kenworth Truck Company, 2002, 32-page brochure.
 “W900,” Kenworth Truck Company, 2005, 28-page brochure.
 “W900,” Kenworth Truck Company, 2009, 28-page brochure.
 Kenworth Truck Company, “W900L AeroCab,” 1994, 2-page brochure.
 Kenworth Truck Company, “AeroCab,” 1993, 5-page brochure.
 “AeroCab,” Kenworth Truck Company, as early as 1995, 3-page brochure.
 “C500B,” Kenworth Truck Company, as early as 1990, 4-page brochure.

Peterbilt Motors Company, “Class Pays, Medium Duty,” Sep. 2000, 12-page brochure.
 “Class Pays, Truck Models,” Peterbilt Motors Company, Mar. 2005, 24-page brochure.
 “Class Pays,” Peterbilt Motors Company, Nov. 1998, 10-page brochure.
 Peterbilt Motors Company, “Class Pays,” Sep. 1997, 10-page brochure.
 “Class Pays, Construction Trucks,” Peterbilt Motors Company, Nov. 2003, 16-page brochure.
 “Kenworth Truck Models,” Kenworth Truck Company, 2010, 16-page brochure.
 Peterbilt Motors Company, “Model 330,” Oct. 1997, 3-page brochure.
 Peterbilt Motors Company, “Model 379,” Apr. 2005, 2-page brochure.
 Peterbilt Motors Company, “Model 379,” Mar. 1996, 5-page brochure.
 Peterbilt Motors Company, “Rest with Class,” Apr. 1978, 4-page brochure.
 “T170 Class 5,” Kenworth Truck Company, 2008, 4-page brochure.
 “T270 Class 6 and T370 Class 7,” Kenworth Truck Company, 2008, 6-page brochure.
 “T270 Class 6 and T3 70 Class 7,” Kenworth Truck Company, 2009, 6-page brochure.
 “T270 Class 6 and T370 Class 7 Hybrid,” Kenworth Truck Company, 2009, 6-page brochure.
 “T680,” Kenworth Truck Company, 2013, 34-page brochure.
 “T680,” Kenworth Truck Company, 2016, 34-page brochure.
 “T880,” Kenworth Truck Company, 2017, 32-page brochure.
 “Model 579,” Peterbilt Motors Company, Oct. 2013, 13-page brochure.
 “Medium Duty,” Peterbilt Motors Company, 2013, 9-page brochure.
 “On-Highway,” Peterbilt Motors Company, 2013, 13-page brochure.
 “Vocational,” Peterbilt Motors Company, 2013, 11-page brochure.
 “T440,” Kenworth Truck Company, 2010, 6-page brochure.
 “T470,” Kenworth Truck Company, 2010, 6-page brochure.
 “T470H,” Kenworth Truck Company, 2009, 2-page brochure.
 “Model 220,” Peterbilt Motors Company, 2019, 2-page brochure.
 “220EV,” Peterbilt Motors Company, 2020, 5-page brochure.
 “Model 337,” Peterbilt Motors Company, 2020, 2-page brochure.
 “Model 389,” Peterbilt Motors Company, 2019, 2-page brochure.
 “Model 348,” Peterbilt Motors Company, 2019, 2-page brochure.
 “Model 520,” Peterbilt Motors Company, 2019, 2-page brochure.
 “Model 567,” Peterbilt Motors Company, 2020, 16-page brochure.
 “567 Heritage,” Peterbilt Motors Company, 2017, 2-page brochure.
 “Model 579,” Peterbilt Motors Company, 2019, 28-page brochure.
 “C500,” Kenworth Truck Company, 2012, 2-page brochure.
 “T680,” Kenworth Truck Company, 2019, 40-page brochure.
 “T800,” Kenworth Truck Company, 2012, 28-page brochure.
 “T440/T470,” Kenworth Truck Company, 2015, 8-page brochure.
 “K270E/K370E,” Kenworth Truck Company, 2020, 4-page brochure.
 “T170/T270/T3 70,” Kenworth Truck Company, 2019, 16-page brochure.
 “K270/K3 70,” Kenworth Truck Company, 2014, 12-page brochure.
 “W990,” Kenworth Truck Company, 2018, 32-page brochure.
 “T880,” Kenworth Truck Company, 2019, 36-page brochure.
 “Model 367,” Peterbilt Motors Company, <https://www.peterbilt.com/trucks/vocational/model-367>, retrieved Nov. 20, 2020, 12 pages.
 “Model 365,” Peterbilt Motors Company, <https://www.peterbilt.com/trucks/vocational/model-365>, retrieved Nov. 20, 2020, 11 pages.
 “Model 325,” Peterbilt Motors Company, <https://www.peterbilt.com/trucks/medium-duty/model-325>, retrieved Nov. 20, 2020, 12 pages.

* cited by examiner

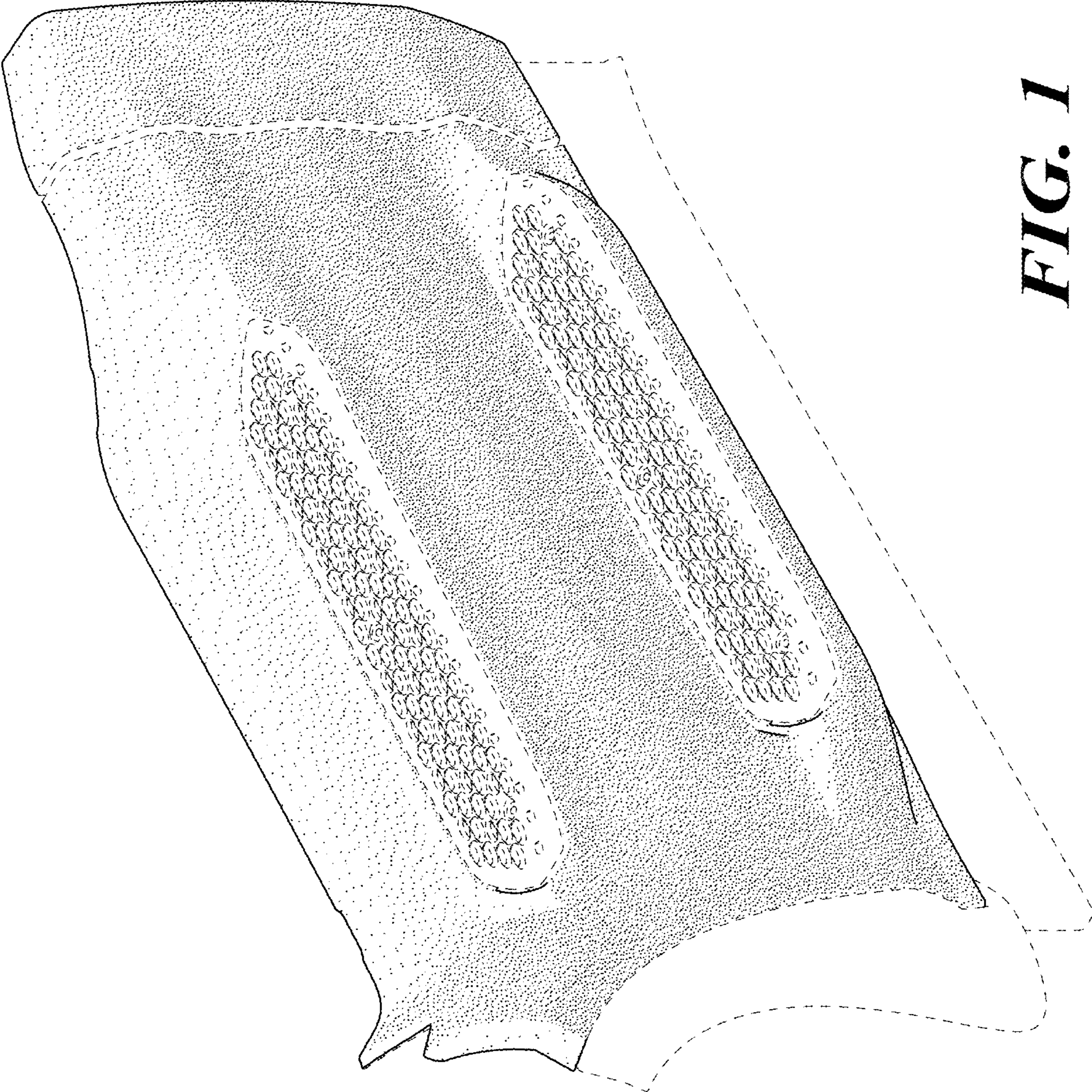


FIG. 1

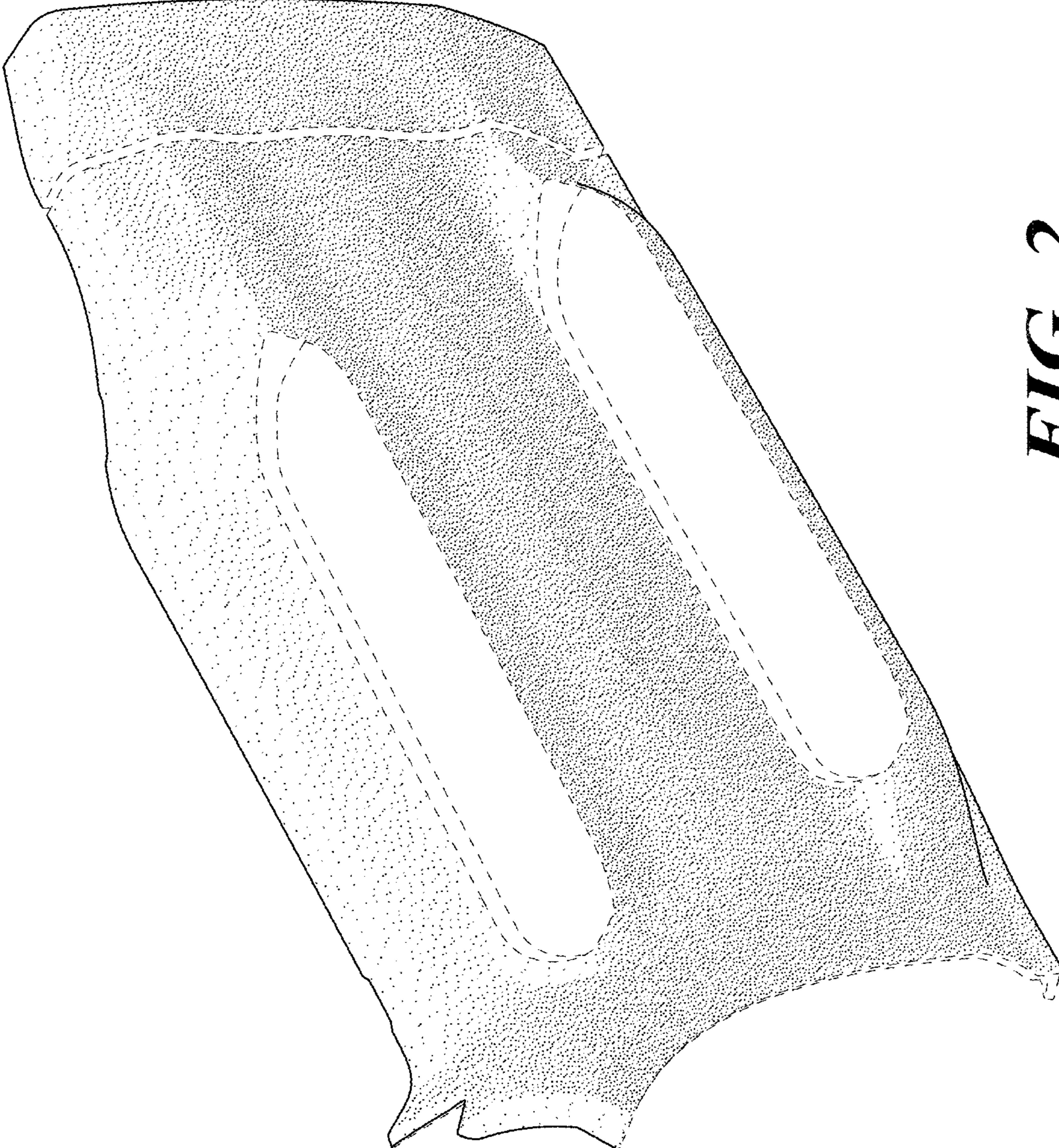


FIG. 2




FIG. 3



FIG. 4

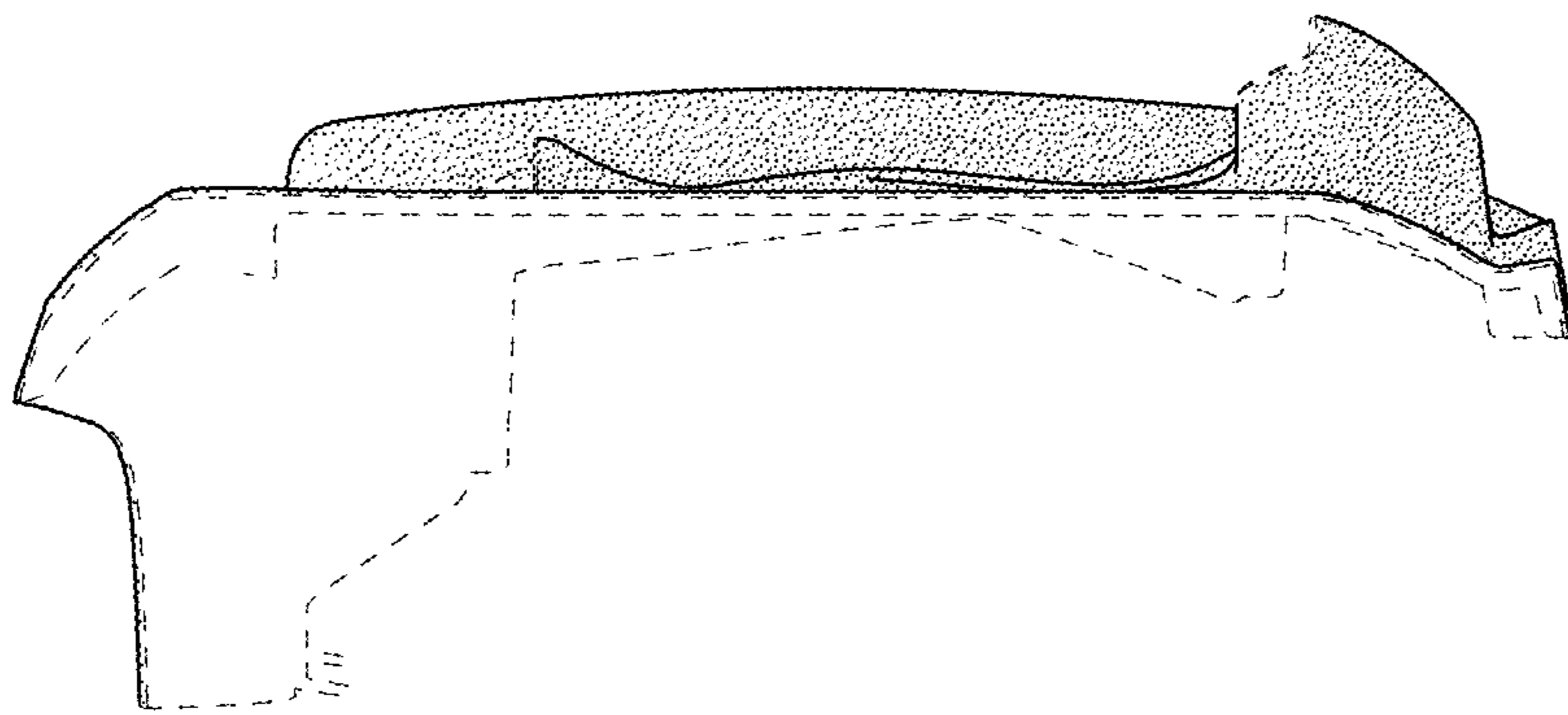


FIG. 5

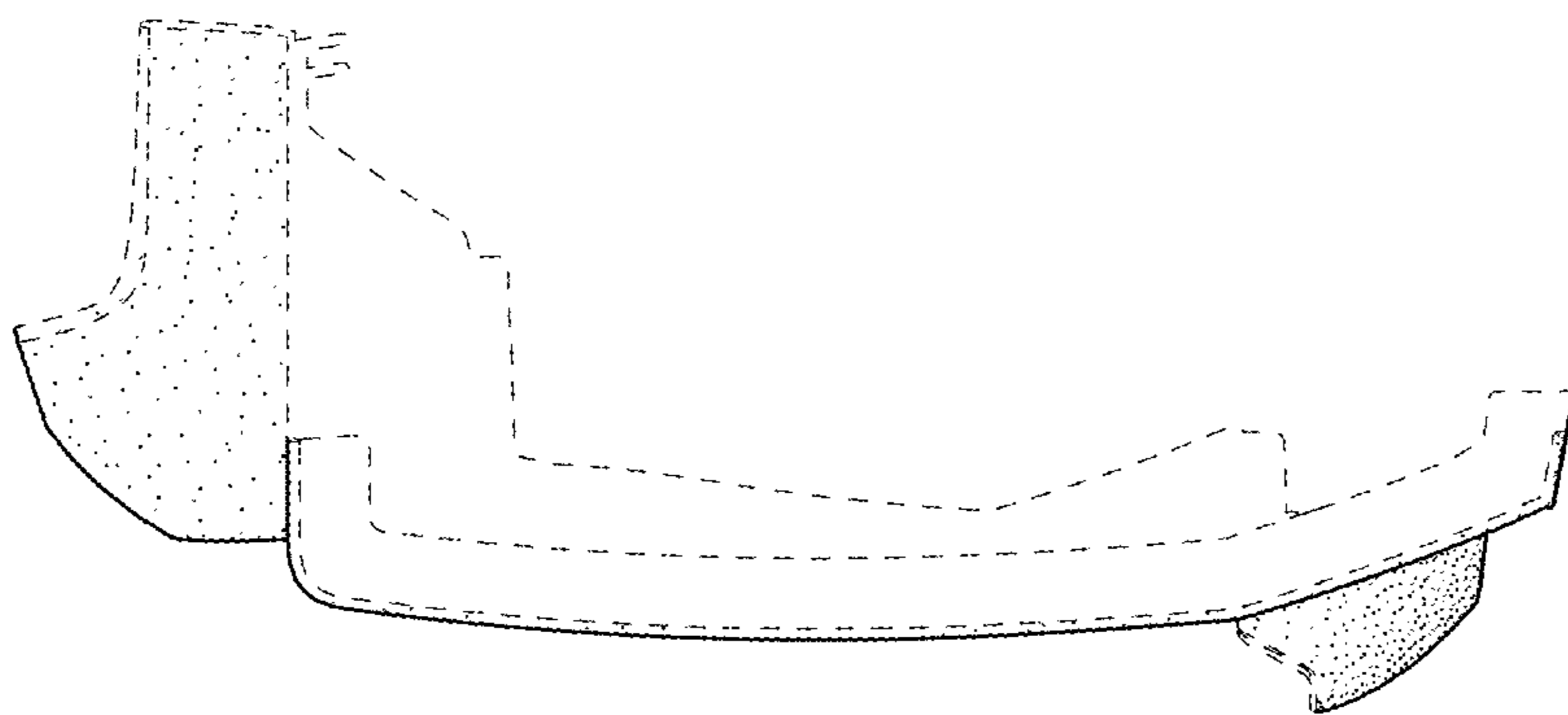


FIG. 6

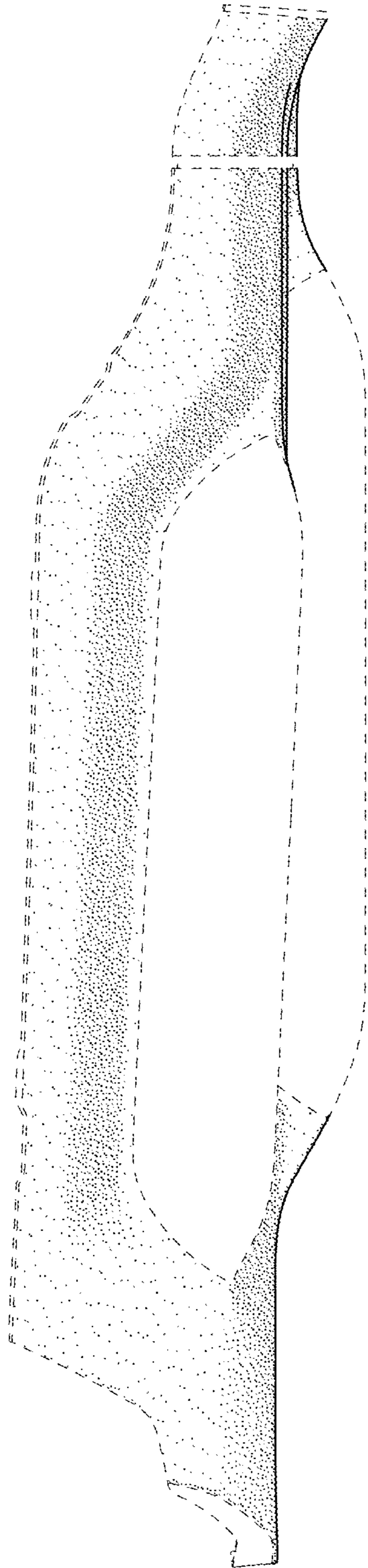


FIG. 7




FIG. 8

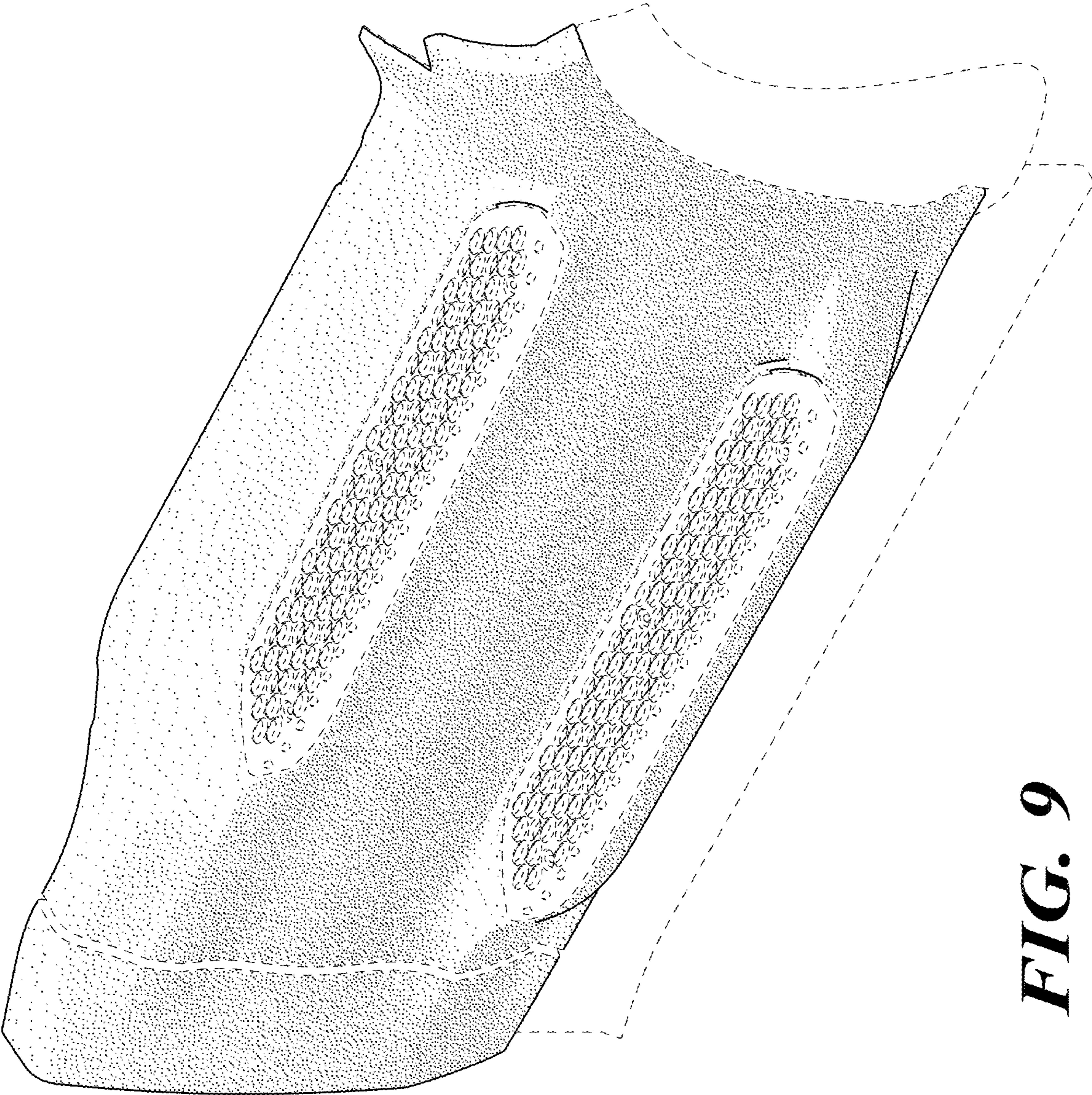


FIG. 9

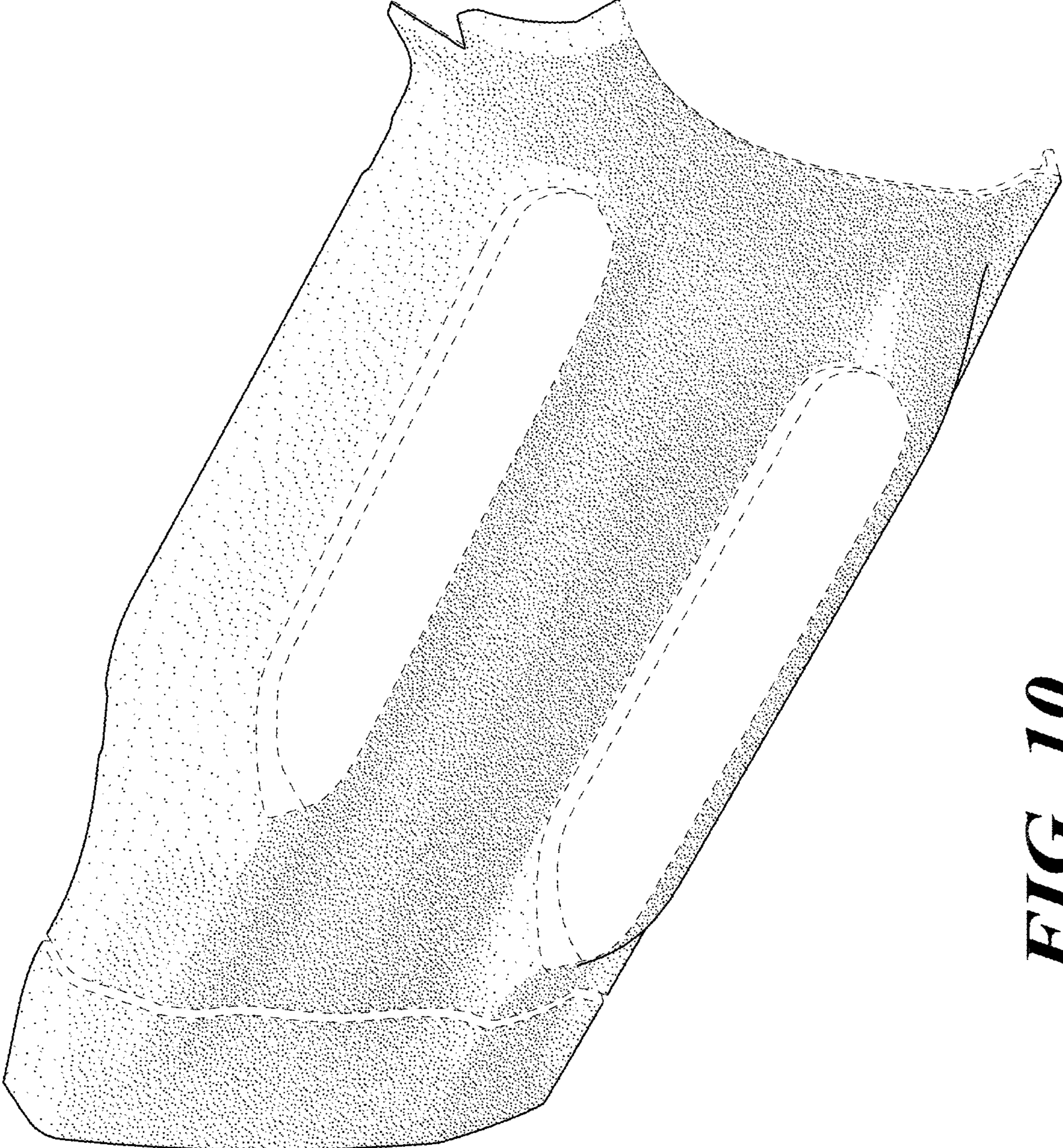


FIG. 10




FIG. 11



FIG. 12

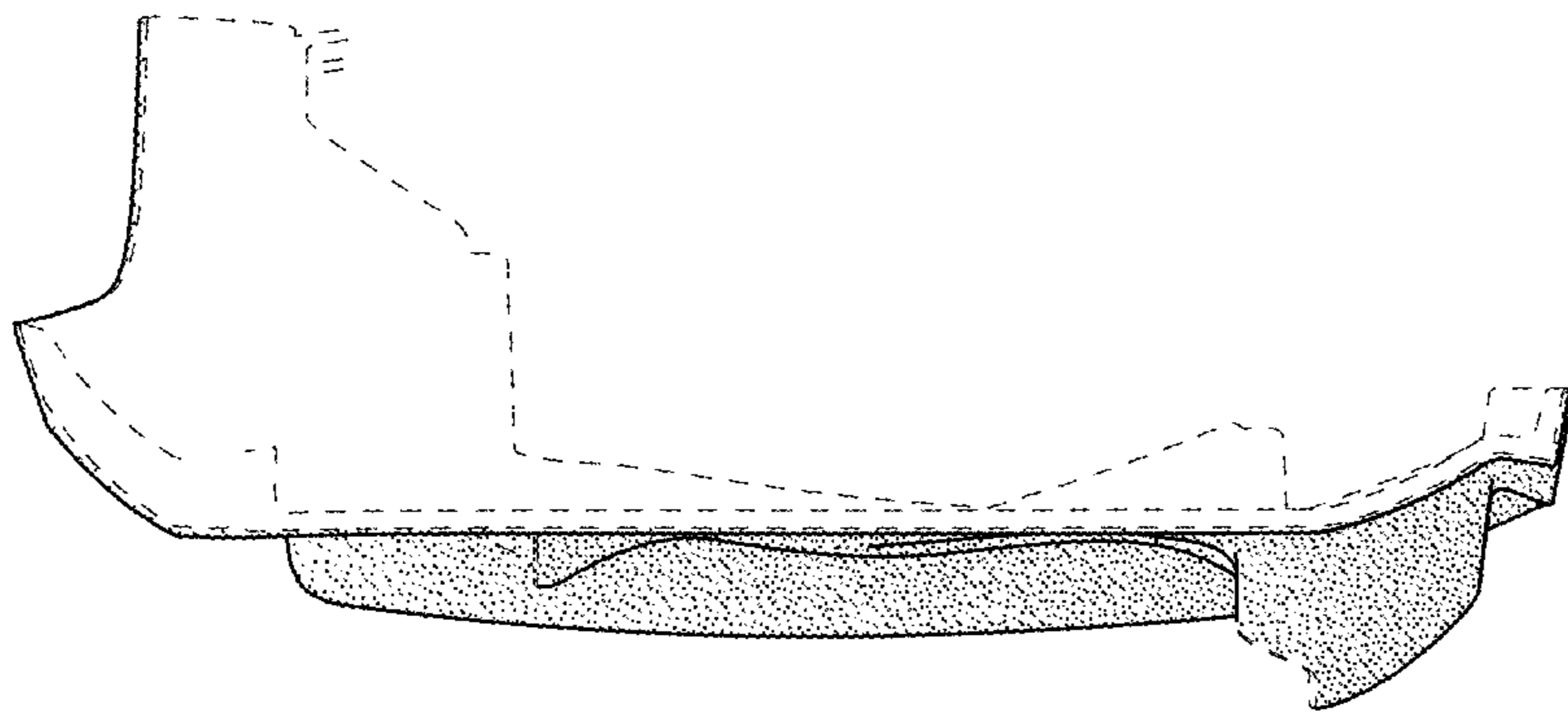


FIG. 13

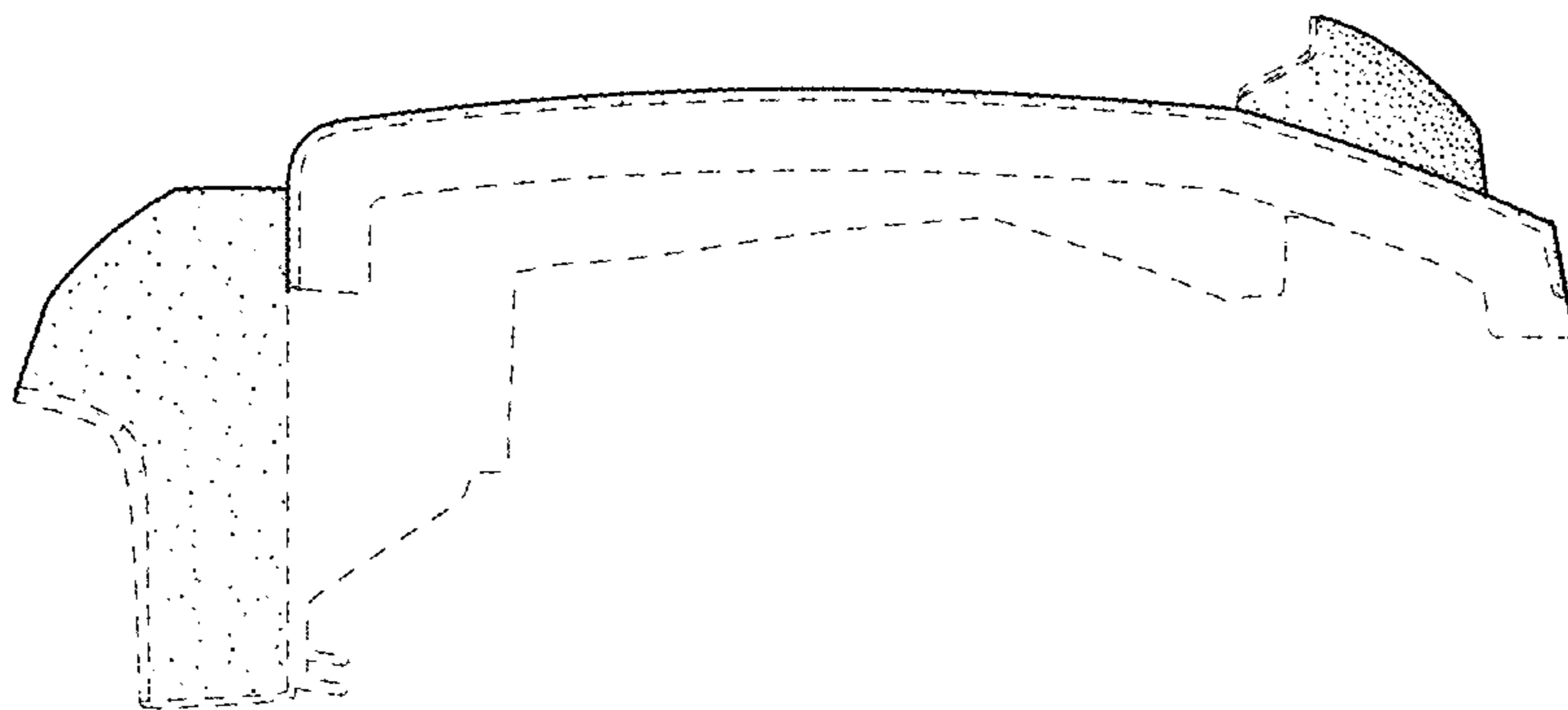


FIG. 14

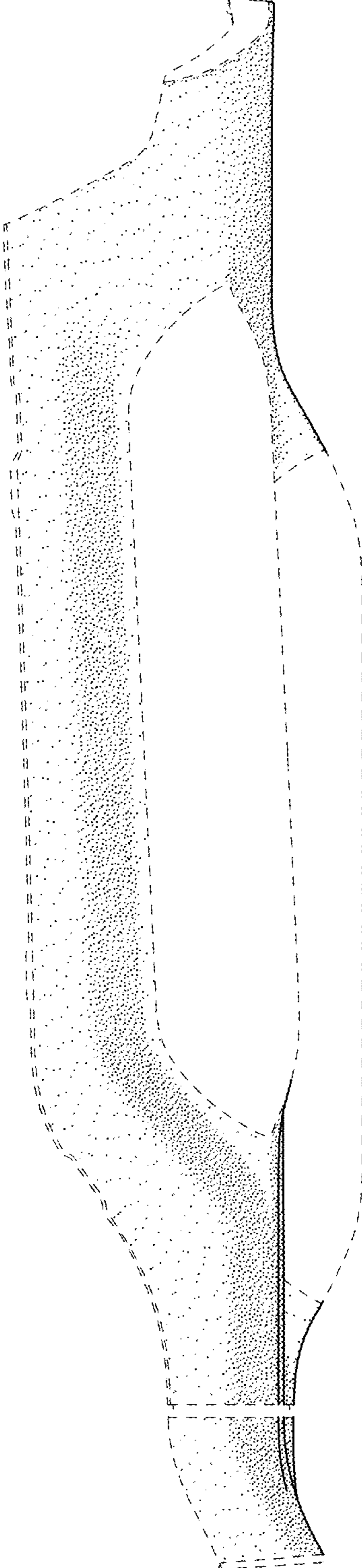


FIG. 15




FIG. 16

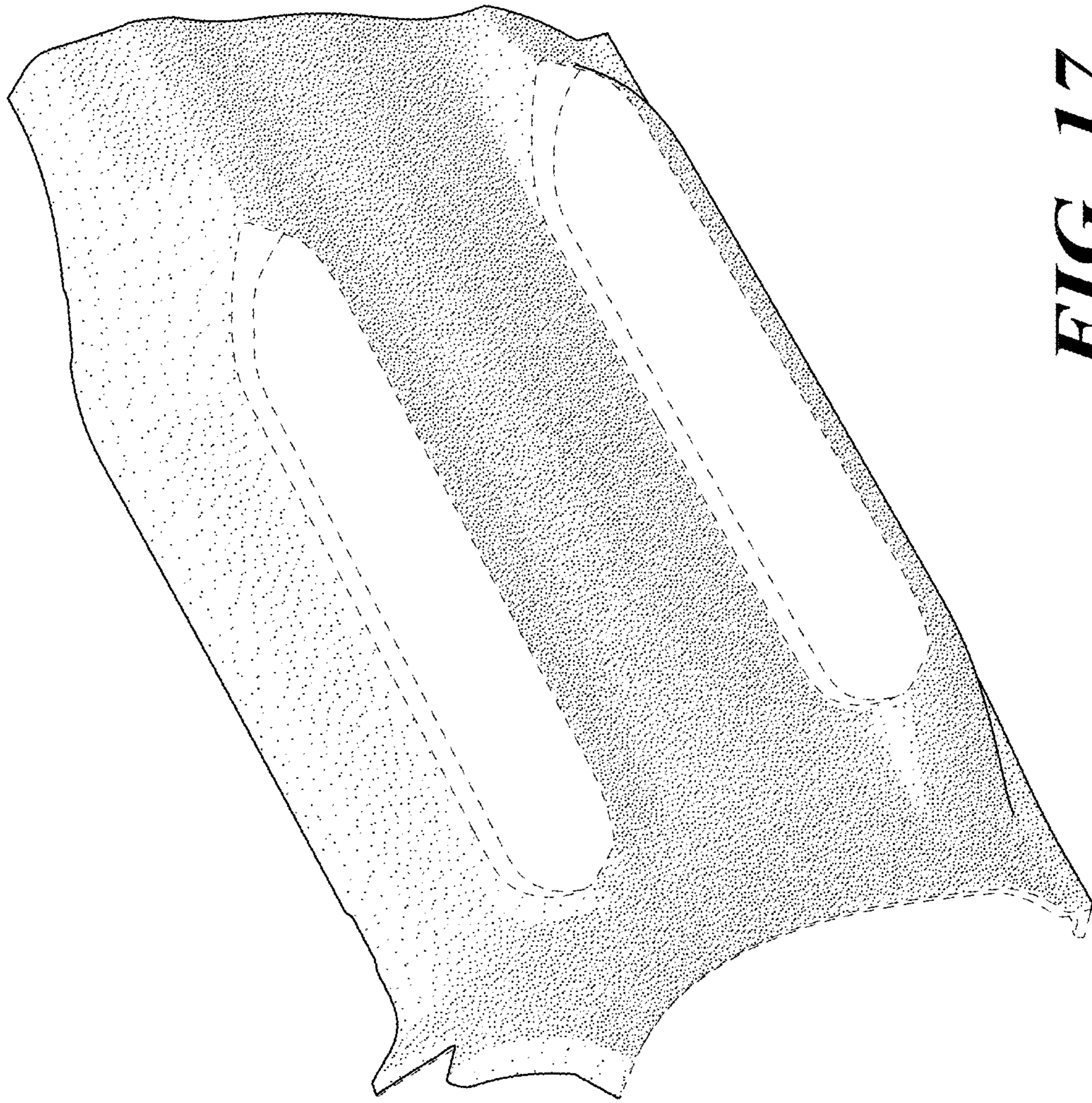


FIG. 17




FIG. 18




FIG. 19

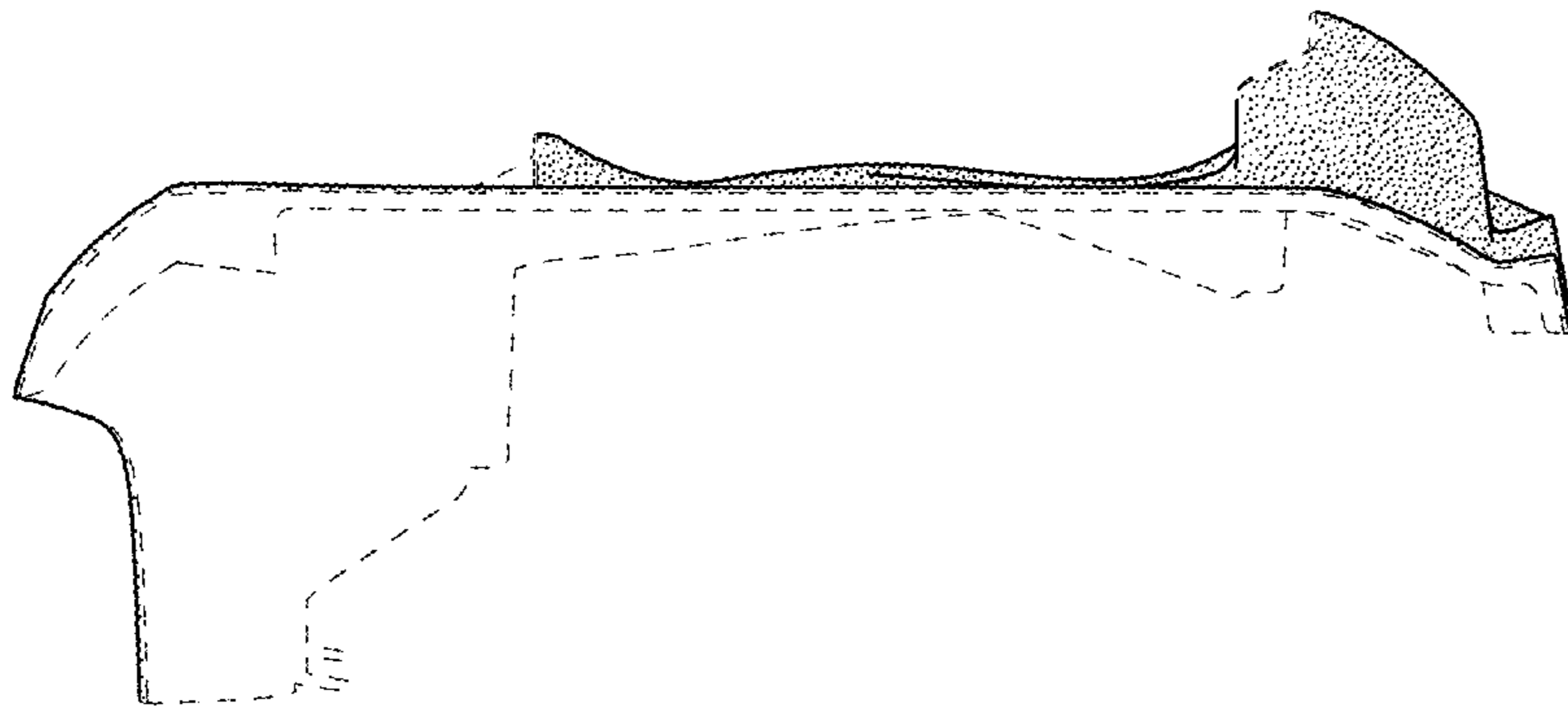


FIG. 20

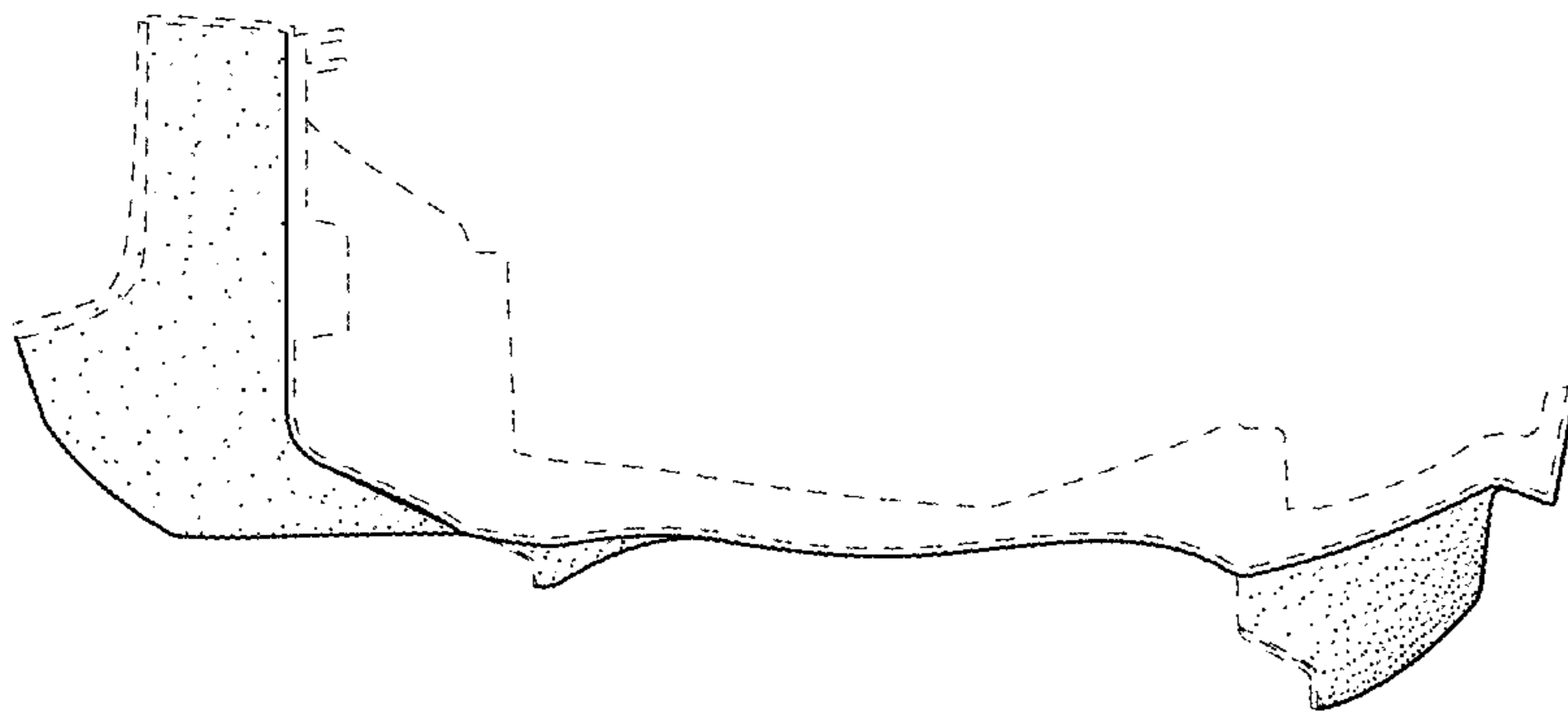


FIG. 21

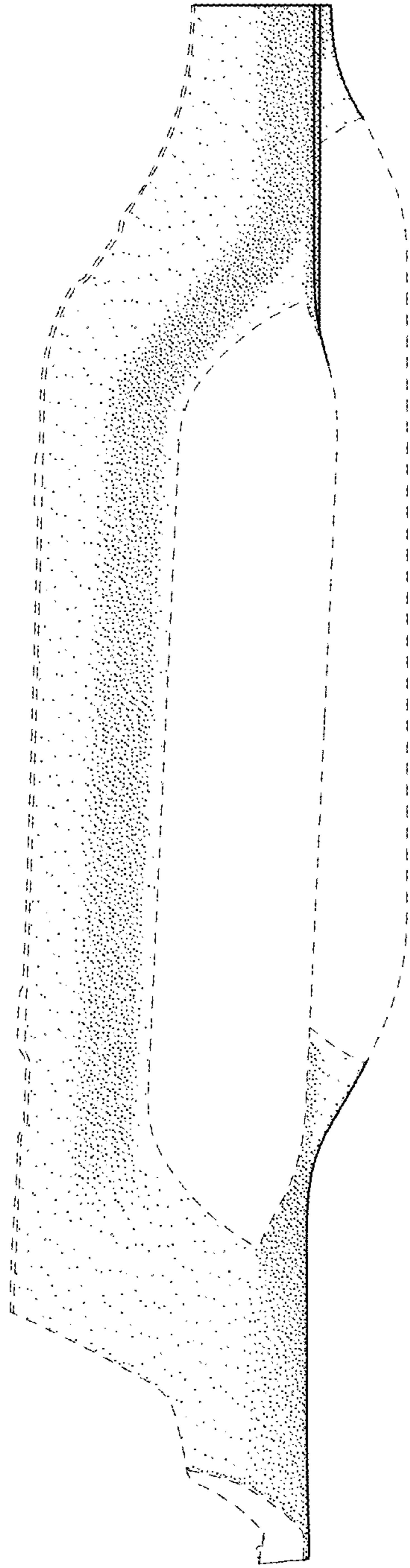


FIG. 22

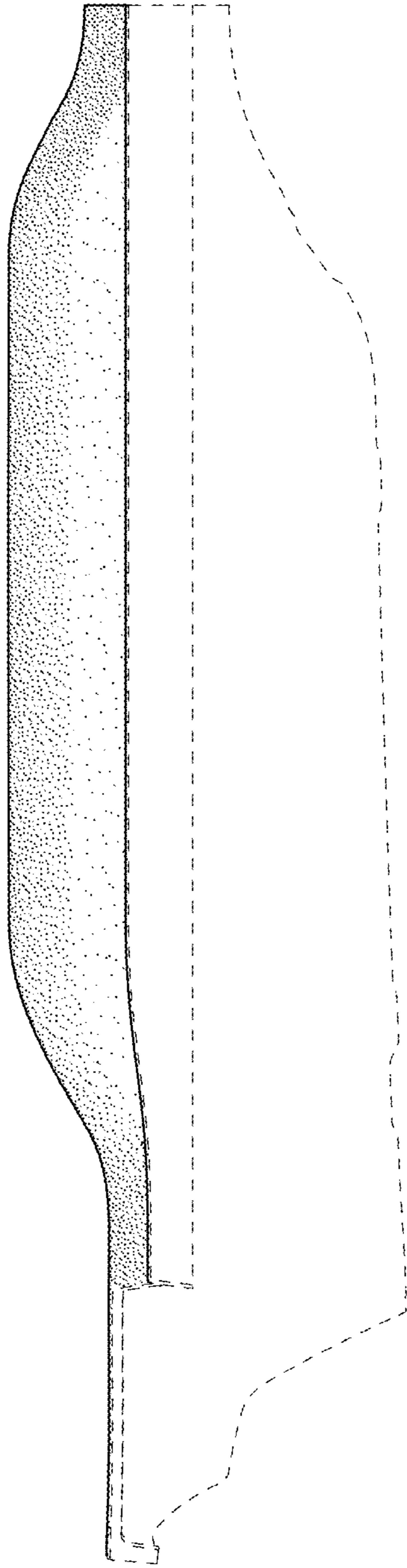


FIG. 23

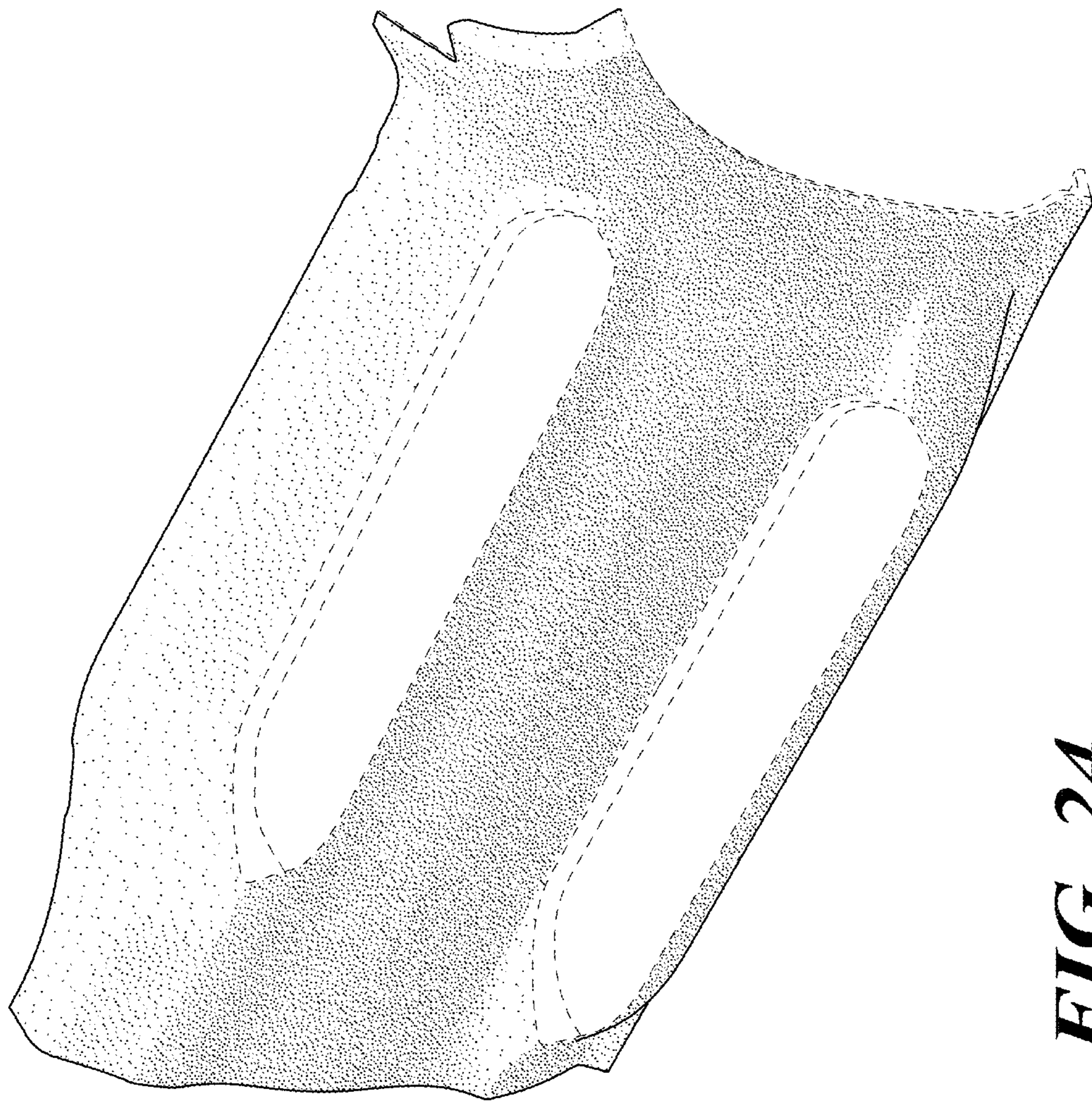


FIG. 24




FIG. 25



FIG. 26

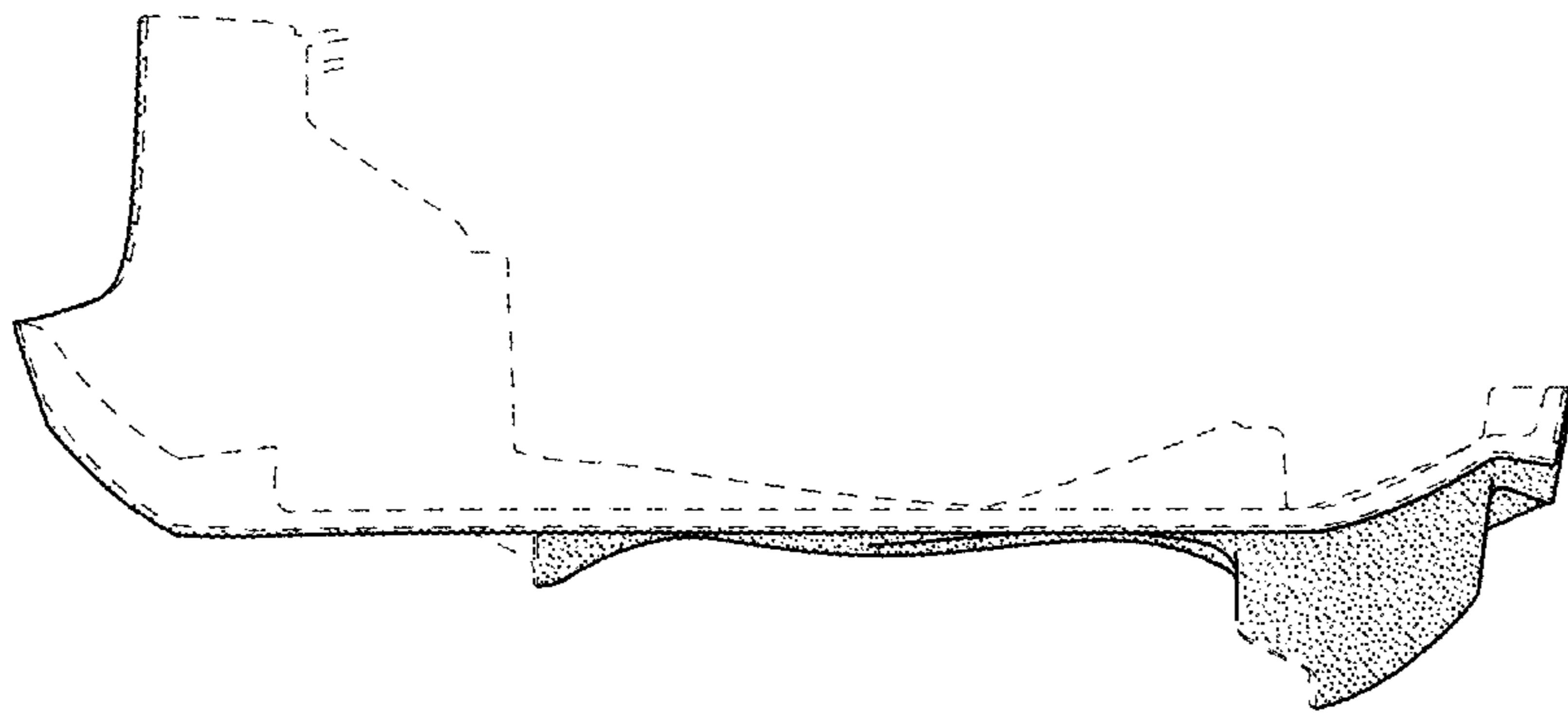


FIG. 27

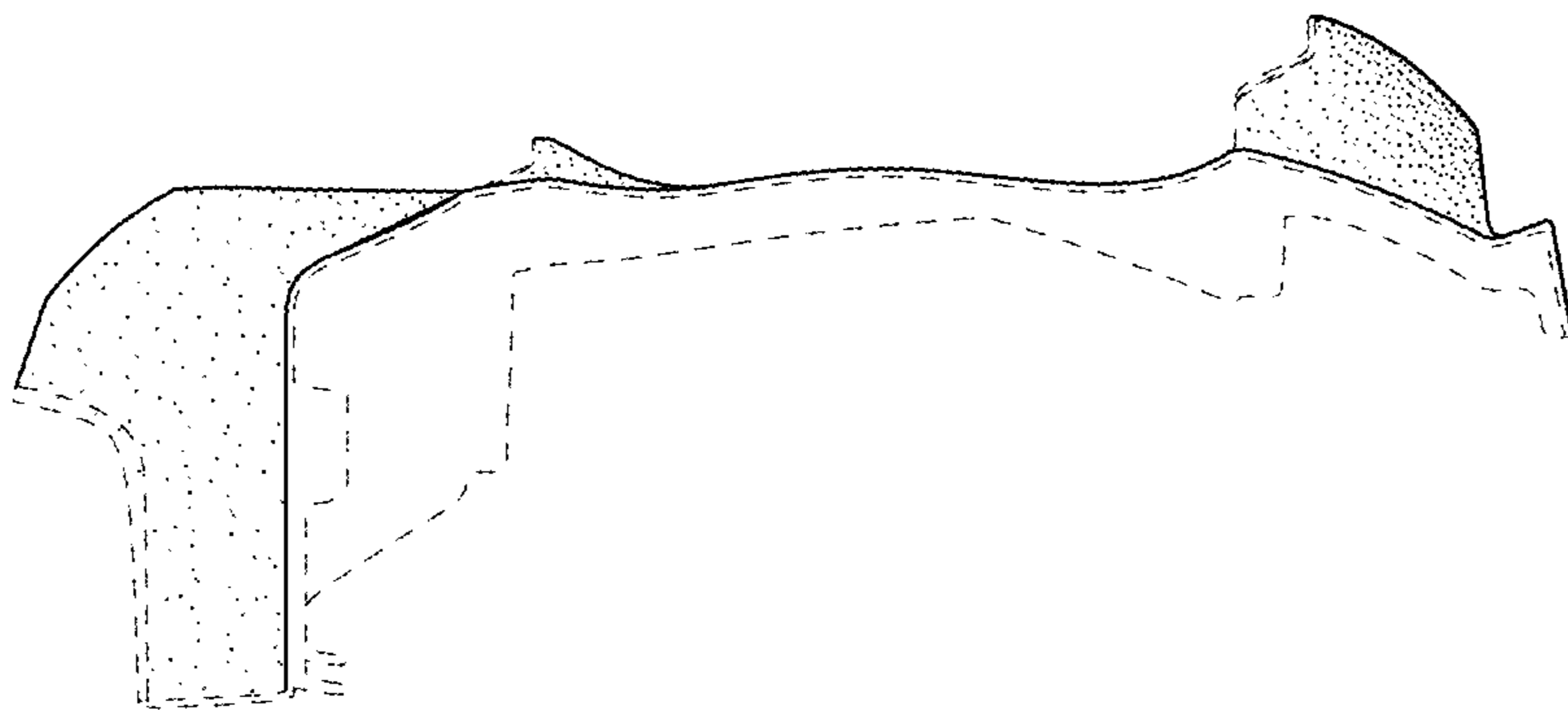


FIG. 28

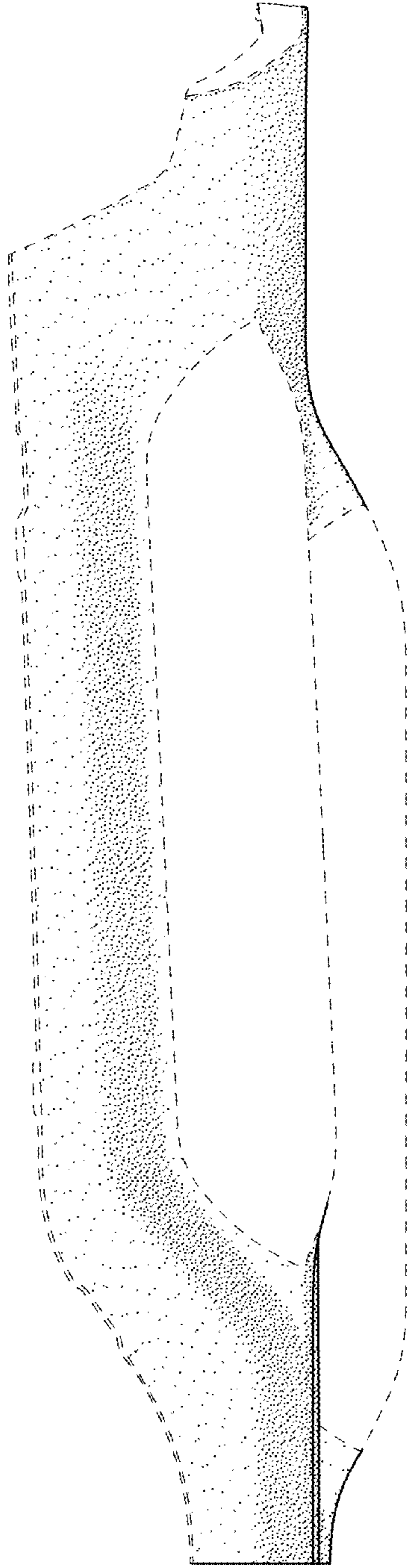


FIG. 29

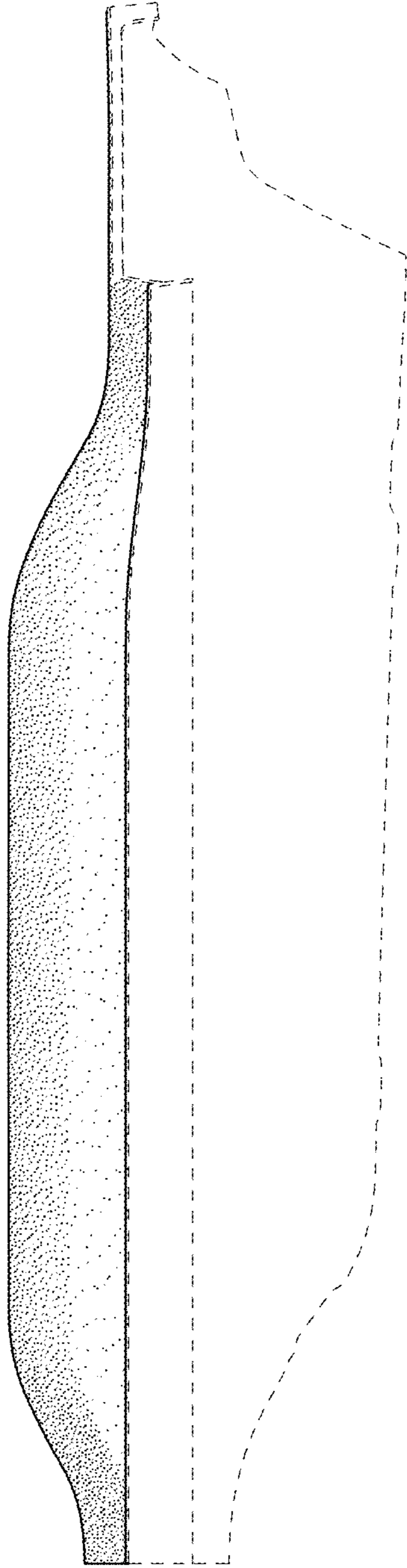


FIG. 30