



US00D963487S

(12) **United States Design Patent** (10) **Patent No.:** **US D963,487 S**  
**Zhang** (45) **Date of Patent:** **\*\* Sep. 13, 2022**

(54) **CONTAINER FOR LIQUID**

FOREIGN PATENT DOCUMENTS

- (71) Applicant: **THINK GREEN LIMITED**, Auckland (NZ)
- (72) Inventor: **Shuting Zhang**, Hubei (CN)
- (73) Assignee: **THINK GREEN LIMITED**, Auckland (NZ)
- (\*\*) Term: **15 Years**
- (21) Appl. No.: **29/803,736**
- (22) Filed: **Aug. 16, 2021**
- (30) **Foreign Application Priority Data**

CN	305477922 S	12/2019
EP	000060363-0001	11/2003
EP	008169247-0001	9/2020

*Primary Examiner* — Abraham Bahta  
 (74) *Attorney, Agent, or Firm* — Dragon Sun Law Firm, PC; Jinggao Li; Nathaniel Perkins

Jul. 15, 2021 (CN) ..... 202130449267.X

- (51) **LOC (13) Cl.** ..... **09-05**
- (52) **U.S. Cl.**  
USPC ..... **D9/709**

- (58) **Field of Classification Search**  
USPC ..... D9/702-714, 720-722, 414, 434-435, D9/696, 716, 771, 447, 516-517, D9/738-747, 544, 520-521, 442, 444, D9/525; D24/118, 207, 108; 383/6, 9, 383/22, 96, 61.1, 80-81, 104, 901, 63, 383/203, 107, 119-120, 123, 61.2, 44; 220/675, 495.03; 215/381-385, 400, 328, 215/316; 206/484; D3/202; 428/34.3; 222/92, 215, 95, 107; 604/408, 403, 415  
CPC ... B65D 1/00; B65D 1/02; B65D 1/09; B65D 1/10; B65D 1/32; B65D 1/0223; B65D 33/00; B65D 33/06; B65D 33/065; B65D 33/14; B65D 33/1683; B65D 33/12; B65D 31/10; B65D 47/00; B65D 47/06; B65D 35/00; B65D 35/38  
See application file for complete search history.

(56) **References Cited**  
U.S. PATENT DOCUMENTS

- D570,594 S 6/2008 Litvak et al.
  - D644,123 S 8/2011 Blau
  - D644,937 S \* 9/2011 Ueda ..... D9/708
- (Continued)

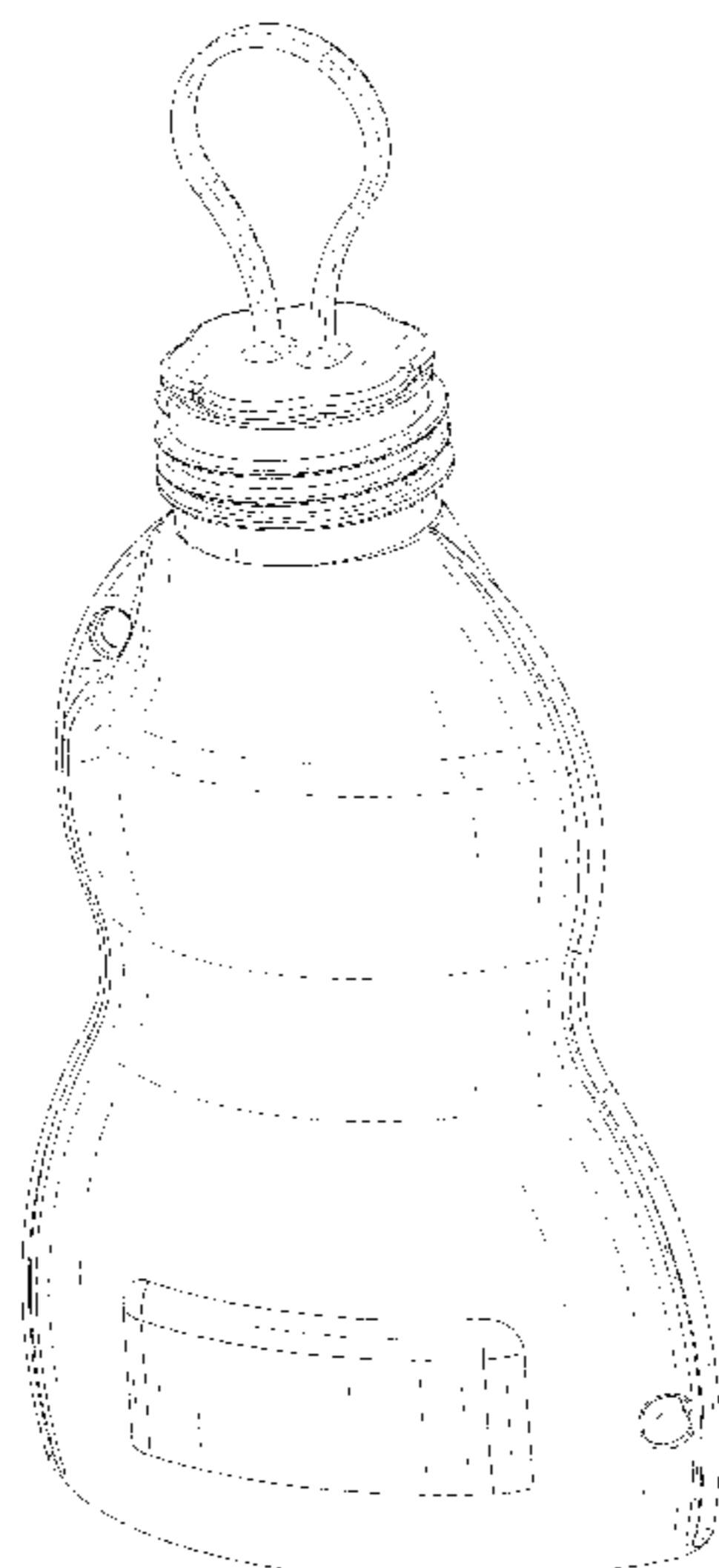
(57) **CLAIM**

The ornamental design for a container for liquid, as shown and described.

**DESCRIPTION**

FIG. 1 is a perspective view of a container for liquid showing my new design;  
 FIG. 2 is another perspective view thereof;  
 FIG. 3 is a front elevation view thereof;  
 FIG. 4 is a rear elevation view thereof;  
 FIG. 5 is a left elevation view thereof;  
 FIG. 6 is a right elevation view thereof;  
 FIG. 7 is an enlarged top plan view thereof;  
 FIG. 8 is an enlarged bottom plan view thereof;  
 FIG. 9 is a reference view 1 thereof, showing the article in use;  
 FIG. 10 is a reference view 2 thereof, showing the article in use; and,  
 FIG. 11 is an enlarged view of the selected portion 11 in FIG. 5.  
 The broken lines shown in the figures depict portions of the container for liquid that form no part of the claimed design. The dash-dot-dash lines shown in FIGS. 5 and 11 are included to show the portion being enlarged and form no part of the claimed design.

**1 Claim, 10 Drawing Sheets**



(56)

**References Cited**

U.S. PATENT DOCUMENTS

D651,522 S *	1/2012	Kristoff .....	D9/708
D680,447 S *	4/2013	Fang .....	D9/710
D724,443 S *	3/2015	Sharpe .....	D9/710
D913,110 S	3/2021	Sahatjian	
D939,358 S *	12/2021	Hammi .....	D9/709
D949,704 S *	4/2022	Rosenberg .....	D9/709

\* cited by examiner



FIG. 1

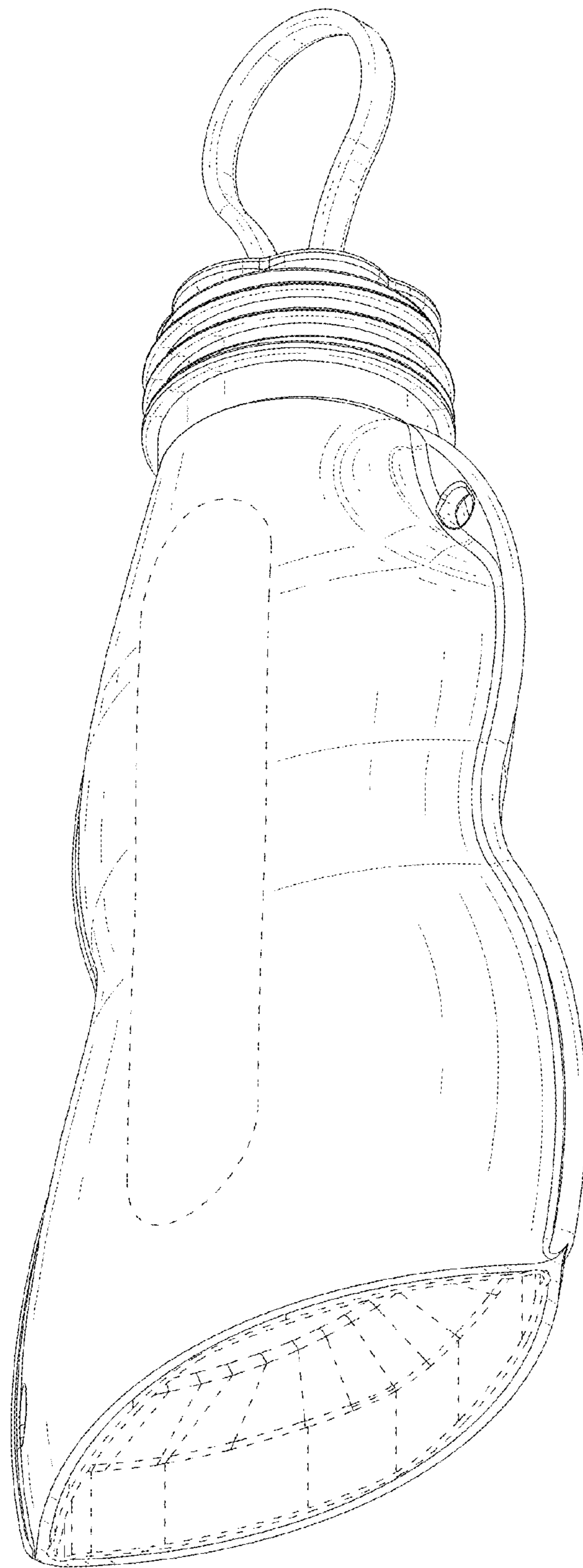


FIG.2

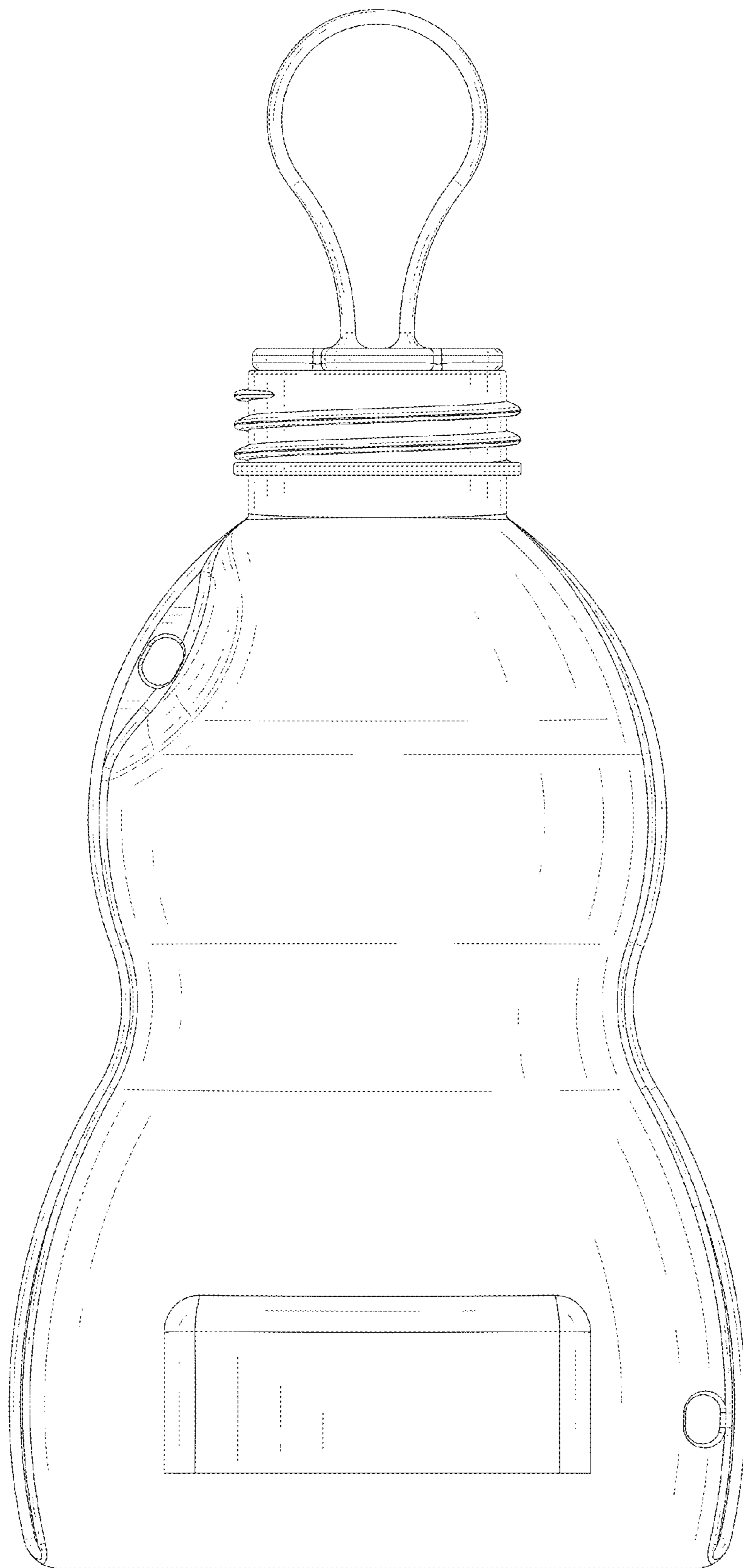


FIG.3



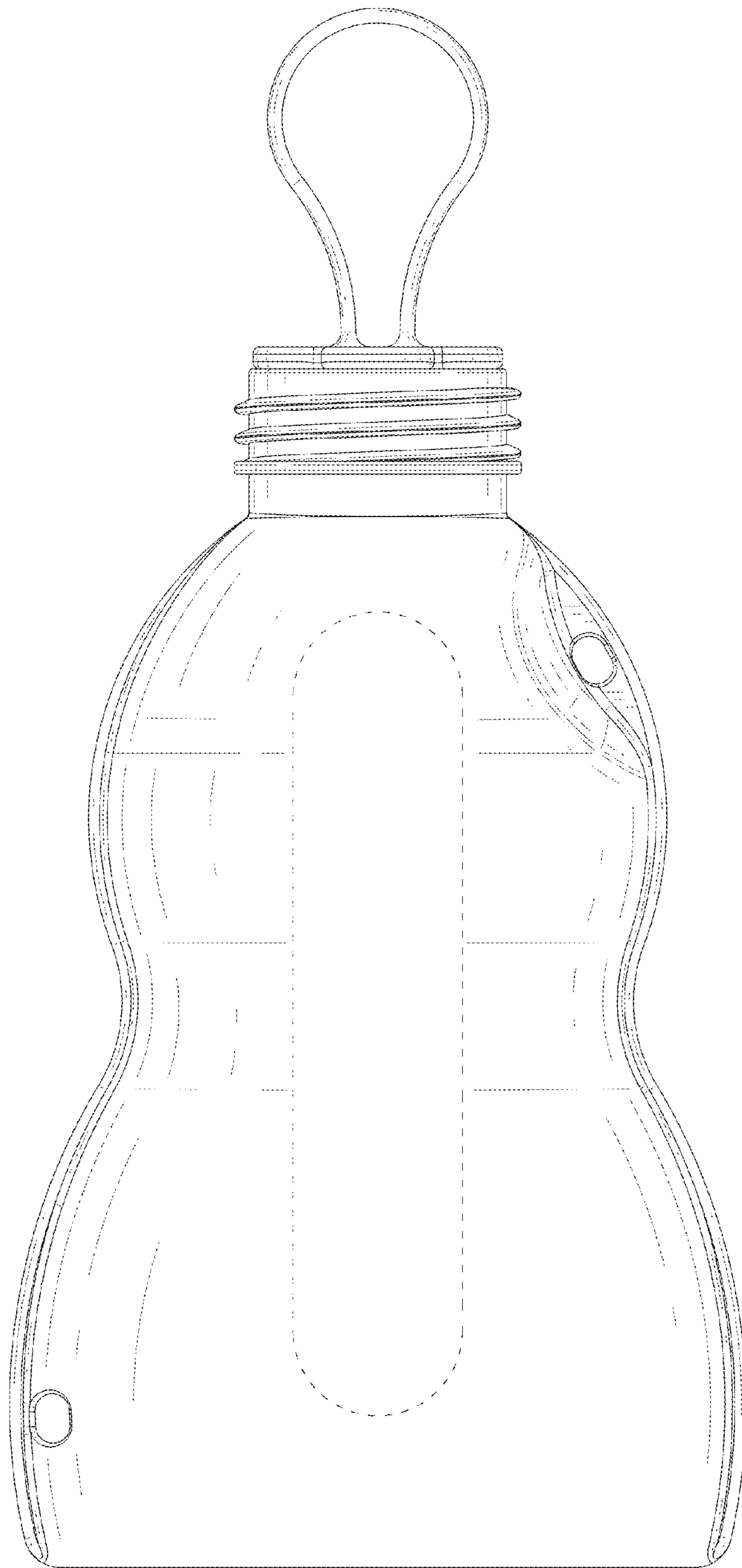


FIG.4

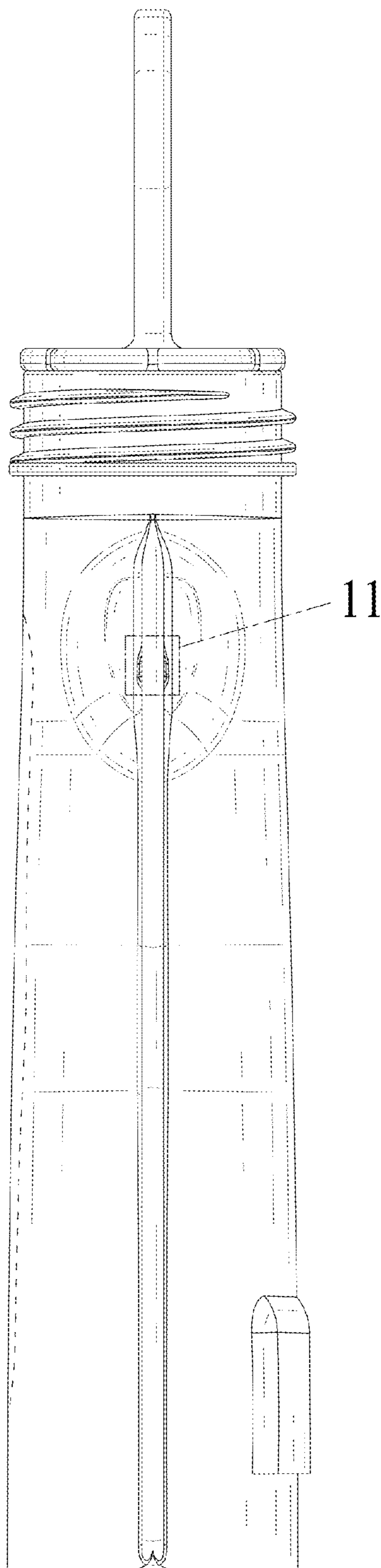


FIG.5




FIG.6



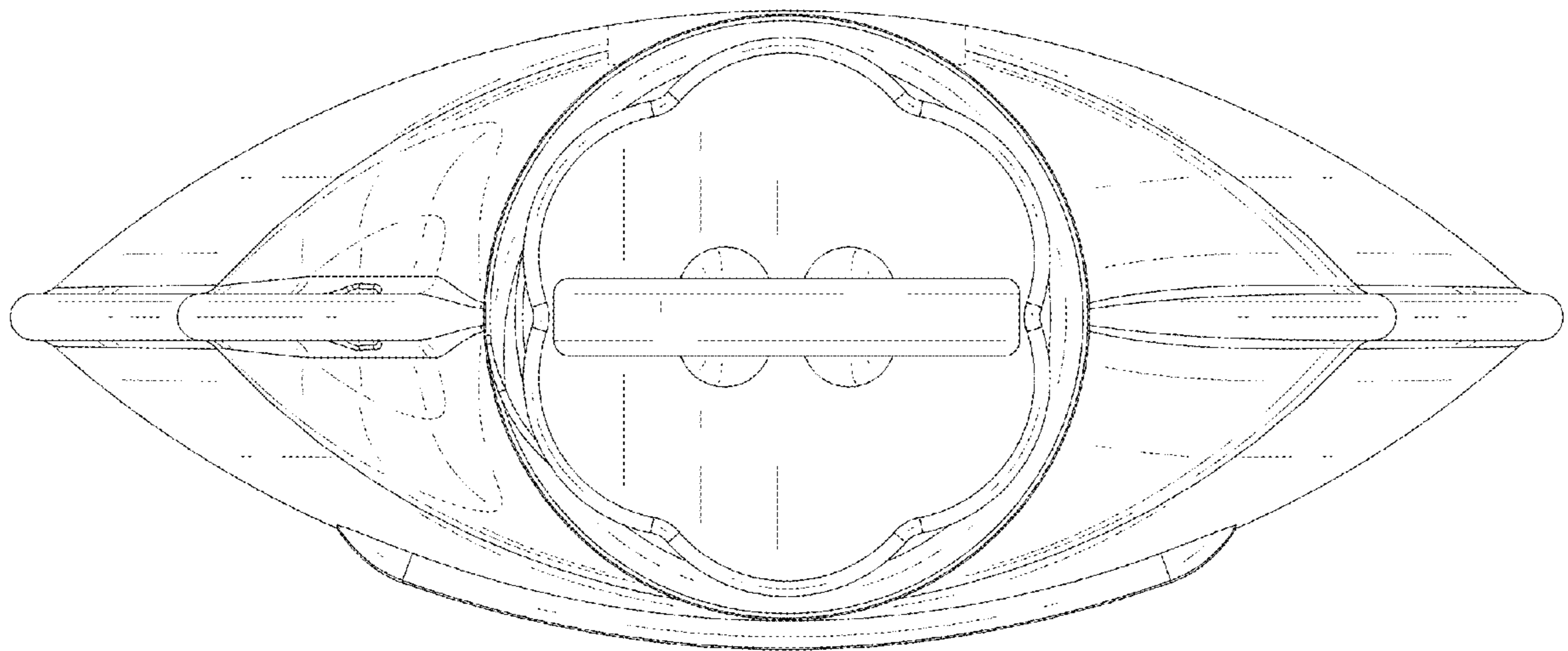


FIG. 7

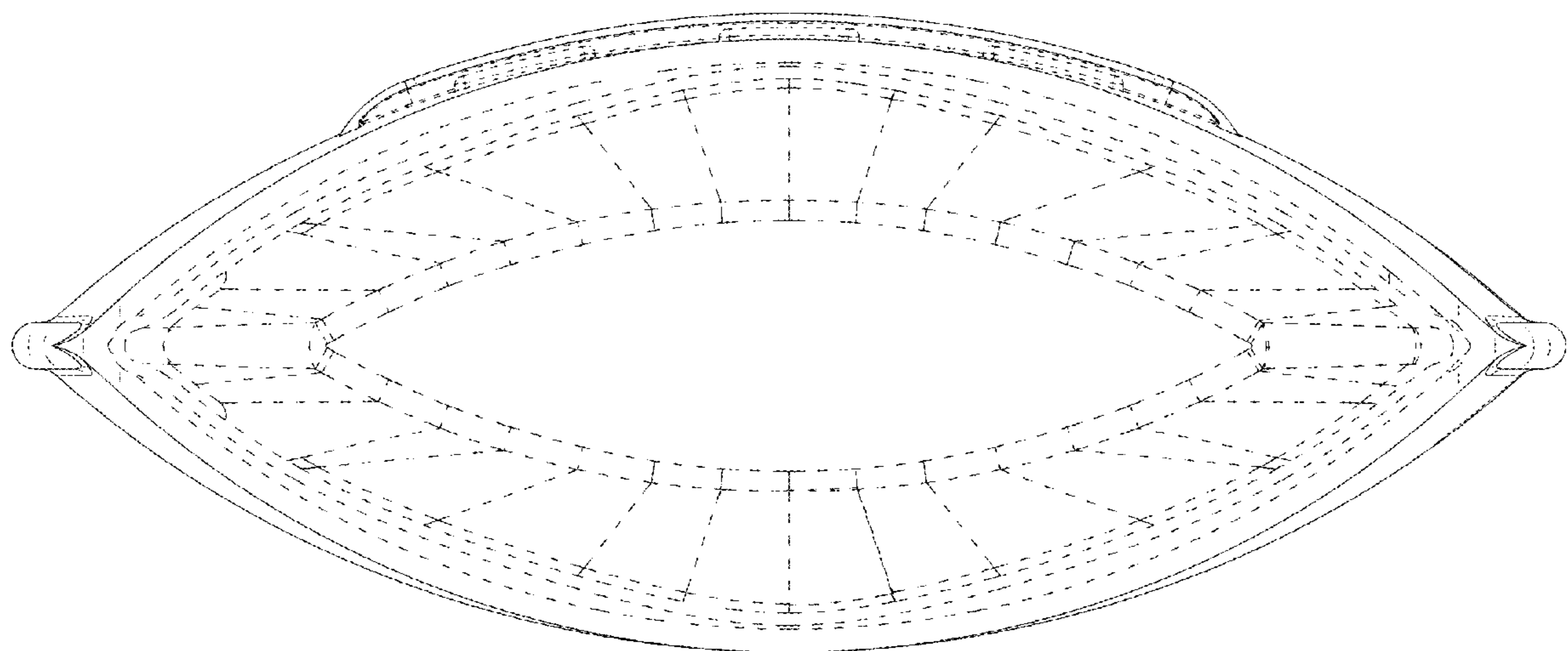


FIG. 8



FIG. 9



FIG. 10

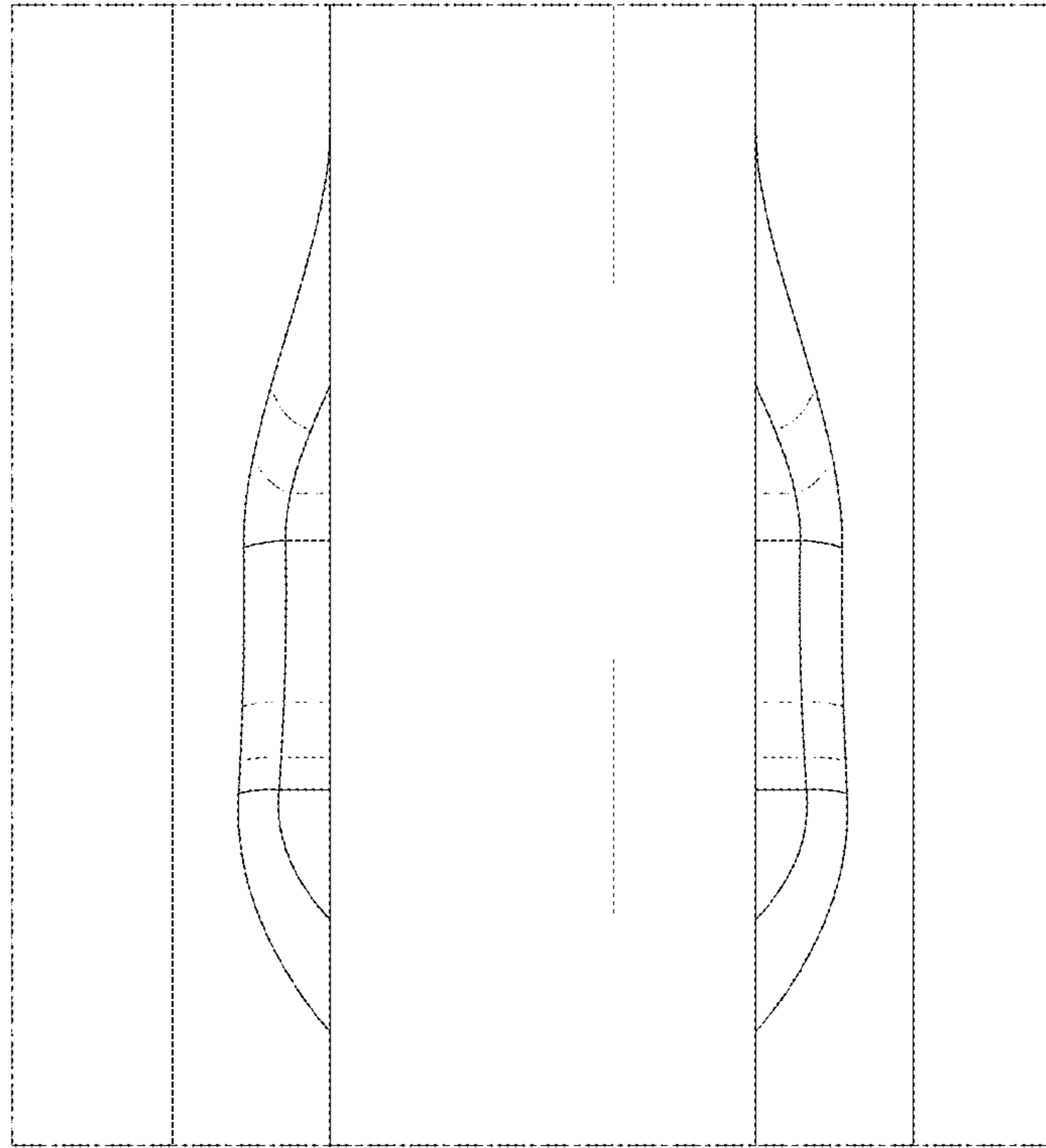


FIG.11