



US00D963471S

(12) **United States Design Patent** (10) **Patent No.:** **US D963,471 S**
Larson (45) **Date of Patent:** **** Sep. 13, 2022**

(54) **COMBINED CAN SHAPED GIFT CARD HOLDER WITH CAN COOLER**

(71) Applicant: **American Greetings Corporation,**
Cleveland, OH (US)

(72) Inventor: **Seth Larson,** Lakewood, OH (US)

(73) Assignee: **American Greetings Corporation,**
Cleveland, OH (US)

(**) Term: **15 Years**

(21) Appl. No.: **29/706,347**

(22) Filed: **Sep. 19, 2019**

(51) **LOC (13) Cl.** **09-03**

(52) **U.S. Cl.**
USPC **D9/415**

(58) **Field of Classification Search**
USPC D9/414, 415, 416, 418, 424, 425, 428,
D9/432, 501, 702, 405, 707, 709, 722,
D9/732, 742, 753, 756, 759; D3/203.4,
D3/212; D19/1, 4, 6, 20, 21, 22, 23, 24;
D20/8, 23

CPC B42D 15/045; B65D 73/00; B65D 85/00;
B65D 73/0035; G09F 1/04

See application file for complete search history.

(56) **References Cited**

U.S. PATENT DOCUMENTS

- D70,576 S * 7/1926 Peruzzi D9/415
- 1,787,569 A * 1/1931 Deutschmeister B65D 73/00
229/87.5
- D83,437 S * 2/1931 Goldbert D9/415
- 2,905,314 A * 9/1959 Bertram G09F 5/00
D6/559
- 5,392,919 A * 2/1995 Passamoni B65D 73/0085
206/576
- D364,342 S * 11/1995 Ruff D9/415
- D405,369 S * 2/1999 Dohner D9/415

- 5,969,592 A 10/1999 Reed
- D434,315 S * 11/2000 Clarke D9/415
- D442,803 S * 5/2001 Hatch D9/415
- D597,830 S * 8/2009 Andersen D9/418
- 7,882,951 B2 * 2/2011 Zelina B65D 5/4262
383/22
- D642,613 S * 8/2011 McClain D19/7
- D672,242 S * 12/2012 Lee D9/457
- 8,887,419 B2 * 11/2014 Flesher G09F 1/08
40/124.03

(Continued)

Primary Examiner — Mehri F Bajoul

(74) *Attorney, Agent, or Firm* — Christine Flanagan

(57) **CLAIM**

The ornamental design for a combined can shaped gift card holder with can cooler, as shown and described.

DESCRIPTION

FIG. 1 is a perspective view of the combined can shaped gift card holder with can cooler of the present invention, in a closed position.

FIG. 2 is a front view thereof.

FIG. 3 is a rear view thereof.

FIG. 4 is a top down view thereof.

FIG. 5 is a bottom up view thereof.

FIG. 6 is a right side view thereof, the left side view being a mirror image thereof.

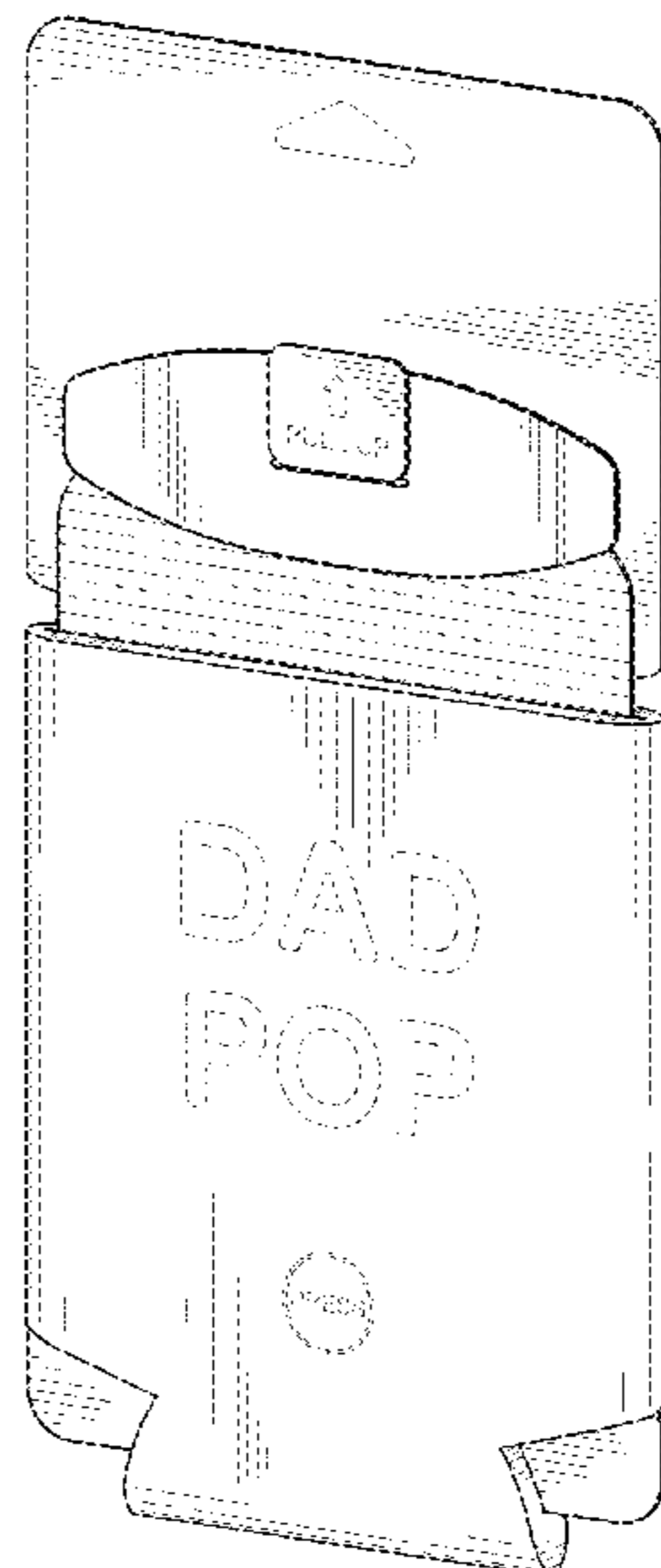
FIG. 7 is a perspective view thereof, in an open position.

FIG. 8 is a front view of FIG. 7; and,

FIG. 9 is a right side view of FIG. 7, the left side view of FIG. 7 being a mirror image thereof.

The broken lines showing of a gift card with a dollar sign, depict environmental structure and forms no part of the claimed design. The remaining broken lines illustrate portions of the combined can shaped gift card holder with can cooler that form no part of the claim. The surface between the horizontal lines, on the can portion in FIGS. 1, 2, 7 and 8, forms part of the claim.

1 Claim, 4 Drawing Sheets



(56)

References Cited

U.S. PATENT DOCUMENTS

D767,385 S * 9/2016 McDonald D9/415
D783,717 S * 4/2017 Mayer D19/2
D785,334 S * 5/2017 Holt D3/318
9,669,645 B1 * 6/2017 Mayer B42D 15/022
9,987,871 B1 * 6/2018 Larson B42D 15/045
D880,287 S * 4/2020 Baker D9/415
D909,861 S * 2/2021 Nelson D9/423
2004/0085204 A1 5/2004 Ogle
2006/0186129 A1 8/2006 Allnutt et al.
2011/0005260 A1 1/2011 Ferguson
2011/0041544 A1 2/2011 Ferguson
2013/0067780 A1 * 3/2013 Glass B42D 15/045
40/124.06
2013/0074388 A1 * 3/2013 Glass G09F 3/14
40/672
2013/0153454 A1 * 6/2013 Glass B65D 85/00
206/457
2021/0101400 A1 * 4/2021 Larson B65D 71/0022

* cited by examiner




Fig. 1




Fig. 2

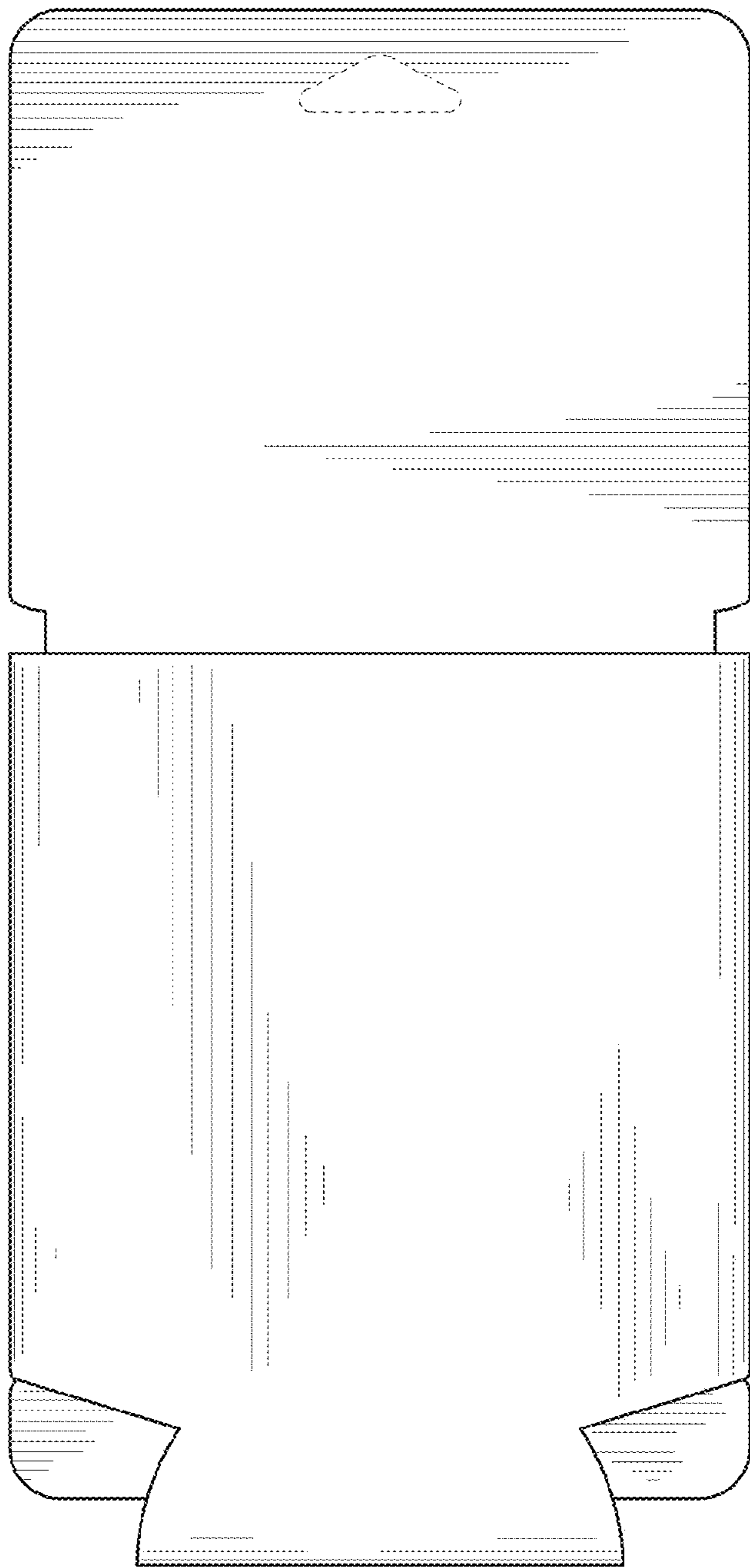


Fig. 3




Fig. 6



Fig. 4




Fig. 5




Fig. 7




Fig. 8




Fig. 9