



US00D963468S

(12) **United States Design Patent**
Gardner

(10) **Patent No.:** **US D963,468 S**

(45) **Date of Patent:** **** Sep. 13, 2022**

(54) **SPOOL FOR WIRE, ROPE, CHAIN, AND THE LIKE**

(71) Applicant: **HOMER AND WILSON LTD.,**
Hamilton (CA)

(72) Inventor: **Luke Gardner,** Burlington (CA)

(73) Assignee: **HOMER AND WILSON LTD.,**
Hamilton (CA)

(**) Term: **15 Years**

(21) Appl. No.: **29/661,440**

(22) Filed: **Aug. 28, 2018**

(30) **Foreign Application Priority Data**

Feb. 28, 2018 (CA) CA 180001

(51) **LOC (13) Cl.** **08-05**

(52) **U.S. Cl.**
USPC **D8/358**

(58) **Field of Classification Search**
USPC D8/375, 358, 359, 356; D22/140
CPC B65H 2701/34; B65H 2701/32
See application file for complete search history.

(56) **References Cited**

U.S. PATENT DOCUMENTS

D285,901 S * 9/1986 Gustavsson D8/358
D570,573 S * 6/2008 Arcati D34/24

D586,202 S * 2/2009 Zhang D8/359
D586,203 S * 2/2009 Zhang D8/359
D604,590 S * 11/2009 Goetz D8/356
D668,527 S * 10/2012 Noumi D8/356
D683,616 S * 6/2013 Noumi D8/356
D748,969 S * 2/2016 Siboni D8/358

* cited by examiner

Primary Examiner — Eliza Z Harvey

(57) **CLAIM**

The ornamental design for a spool for wire, rope, chain, and the like, as shown and described.

DESCRIPTION

FIG. 1 is a front perspective view of a spool for wire, rope, chain, and the like showing the new design, wherein the top opening of the design is a mirror image of the bottom opening of the design;

FIG. 2 is an enlarged fragmentary view of the opening of the design in FIG. 1;

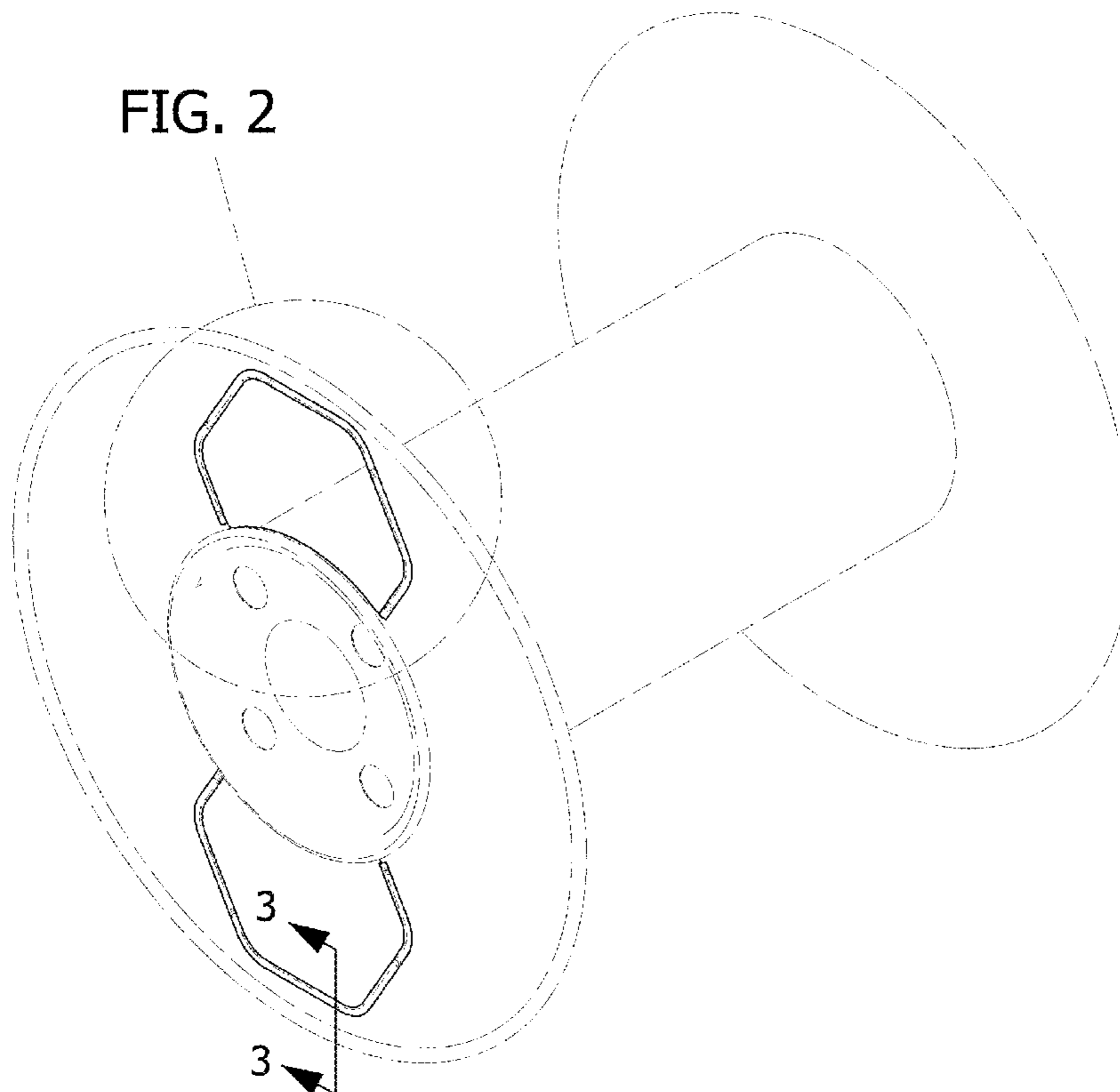
FIG. 3 is a cross-sectional view taken along line 3-3 of the design in FIG. 1;

FIG. 4 is a rear perspective view of the design of FIG. 1; and, FIG. 5 is an enlarged fragmentary view of the opening of the design in FIG. 4.

The broken lines comprised of alternating shorter and longer dashes in FIGS. 1-5 represent unclaimed portions of the spool for wire, rope, chain, and the like, and form no part of the claimed design. In addition, the broken lines used to identify enlarged fragmentary views form no part of the claimed design.

1 Claim, 5 Drawing Sheets

FIG. 2



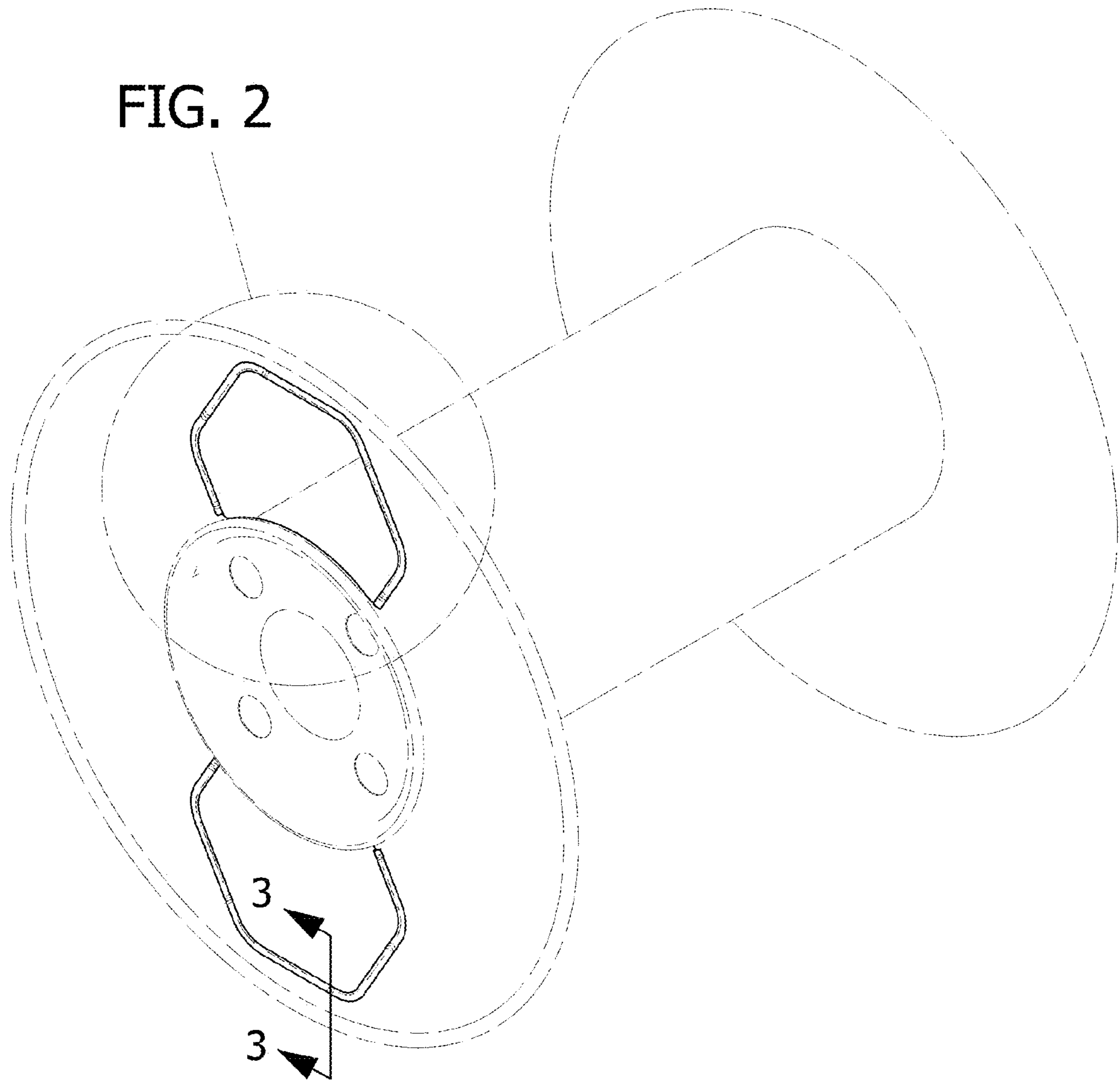


FIG. 2

FIG. 1

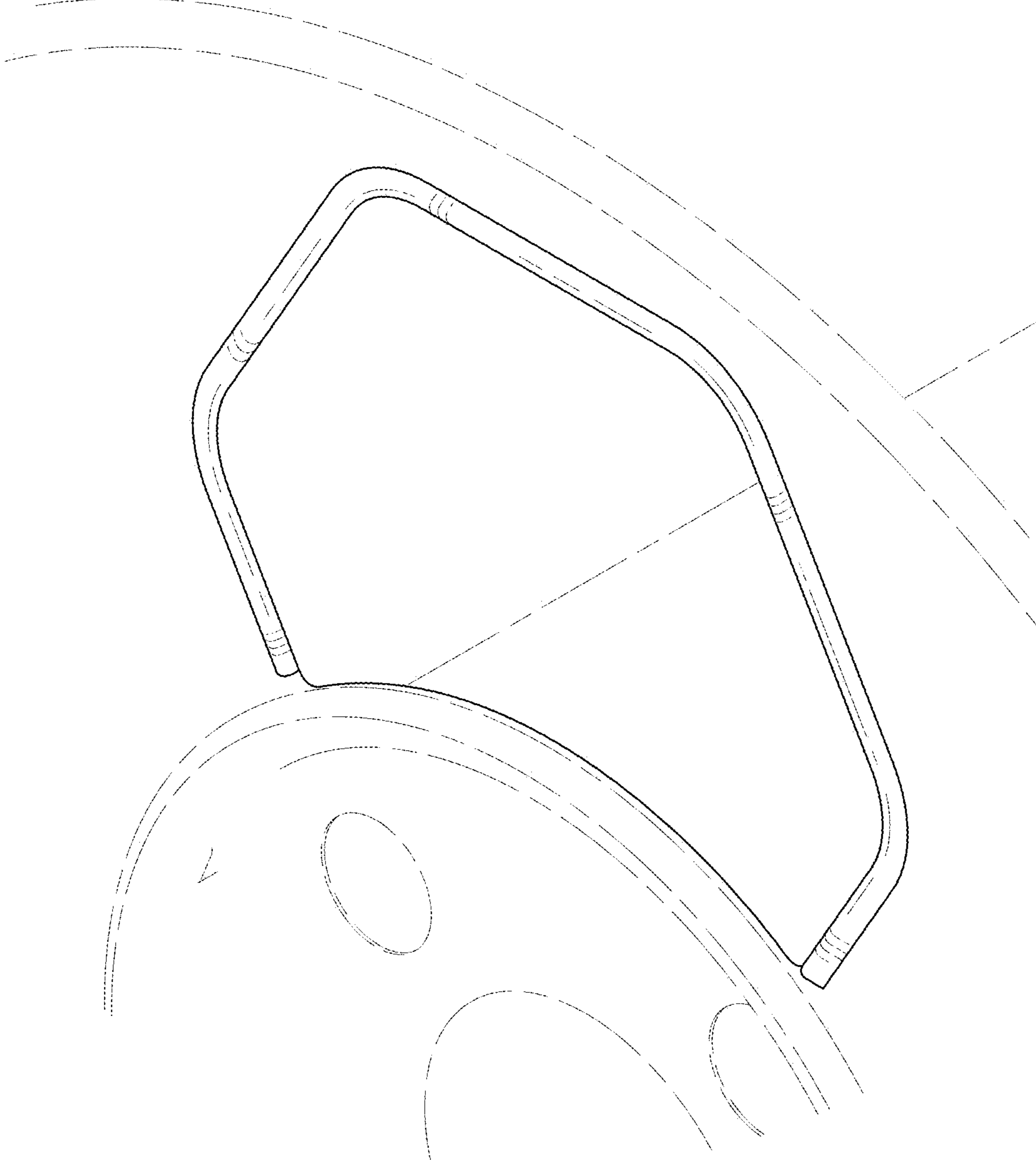


FIG. 2




FIG. 3

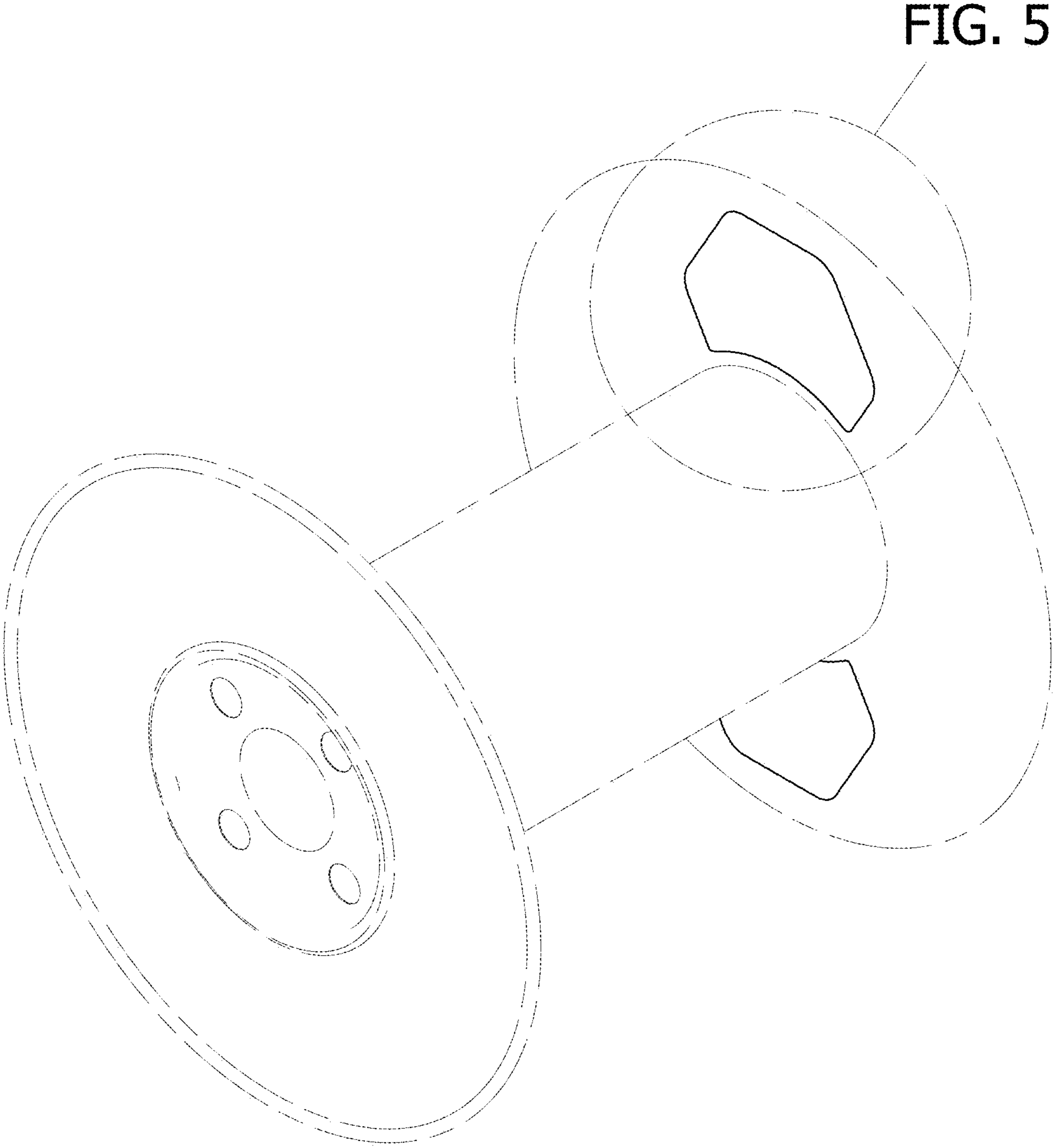


FIG. 5

FIG. 4

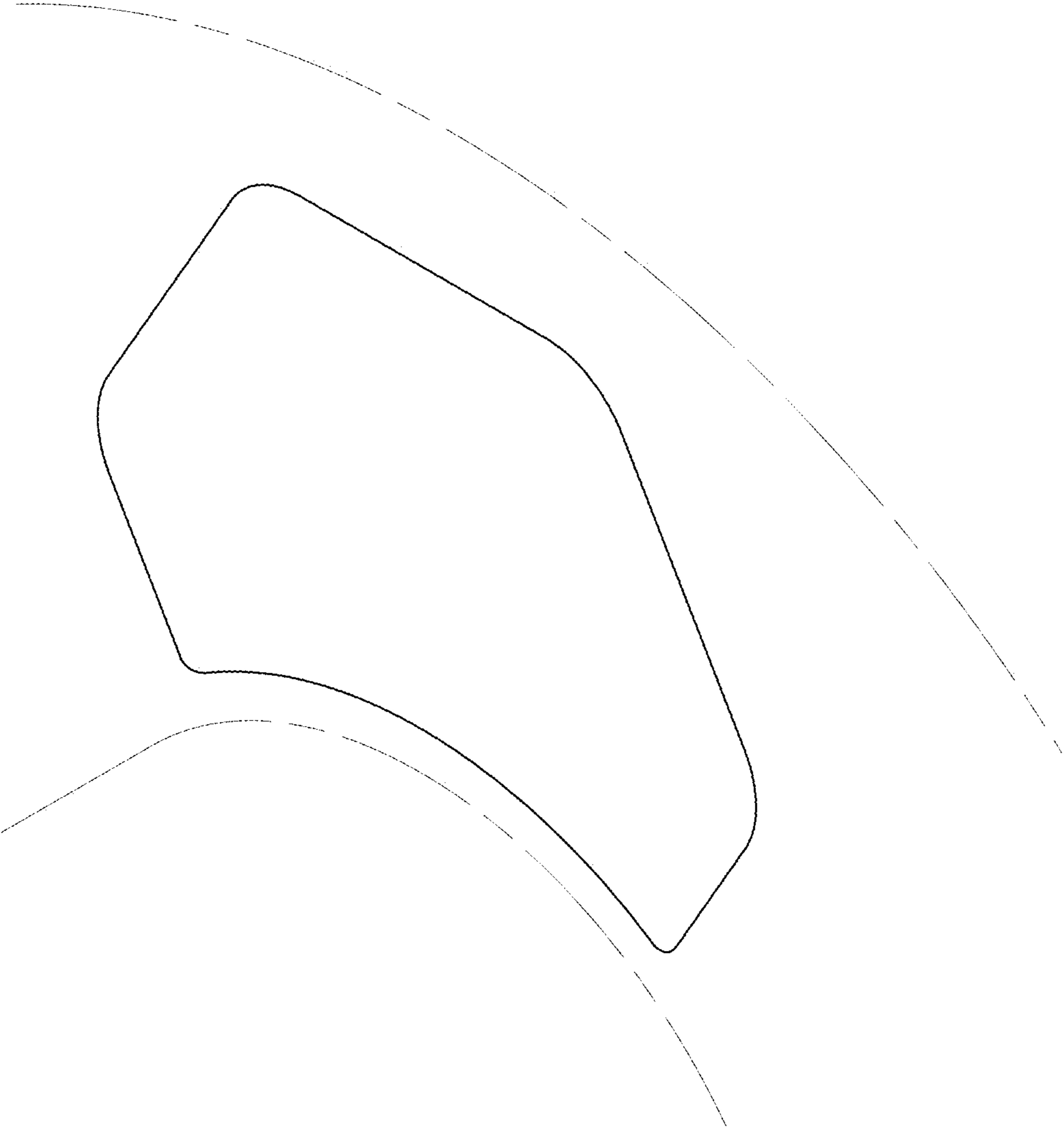


FIG. 5