



US00D963456S

(12) **United States Design Patent** (10) **Patent No.:** **US D963,456 S**
Gao (45) **Date of Patent:** **** Sep. 13, 2022**

(54) **HAMMER**
(71) Applicant: **Jingbo Gao**, Ningbo (CN)
(72) Inventor: **Jingbo Gao**, Ningbo (CN)
(**) Term: **15 Years**
(21) Appl. No.: **29/771,231**
(22) Filed: **Feb. 21, 2021**
(51) **LOC (13) Cl.** **08-02**
(52) **U.S. Cl.**
USPC **D8/77**
(58) **Field of Classification Search**
USPC D8/75, 77, 78, 79, 81; D24/130, 133,
D24/147
CPC B25F 1/006; B25D 1/00; B25D 2222/42;
B25D 2222/54; B25D 2222/57; A61B
17/1735; A61B 17/1782; A61B 17/60;
A61B 17/92; A61B 2017/922; A61B
90/00; A61C 3/08
See application file for complete search history.

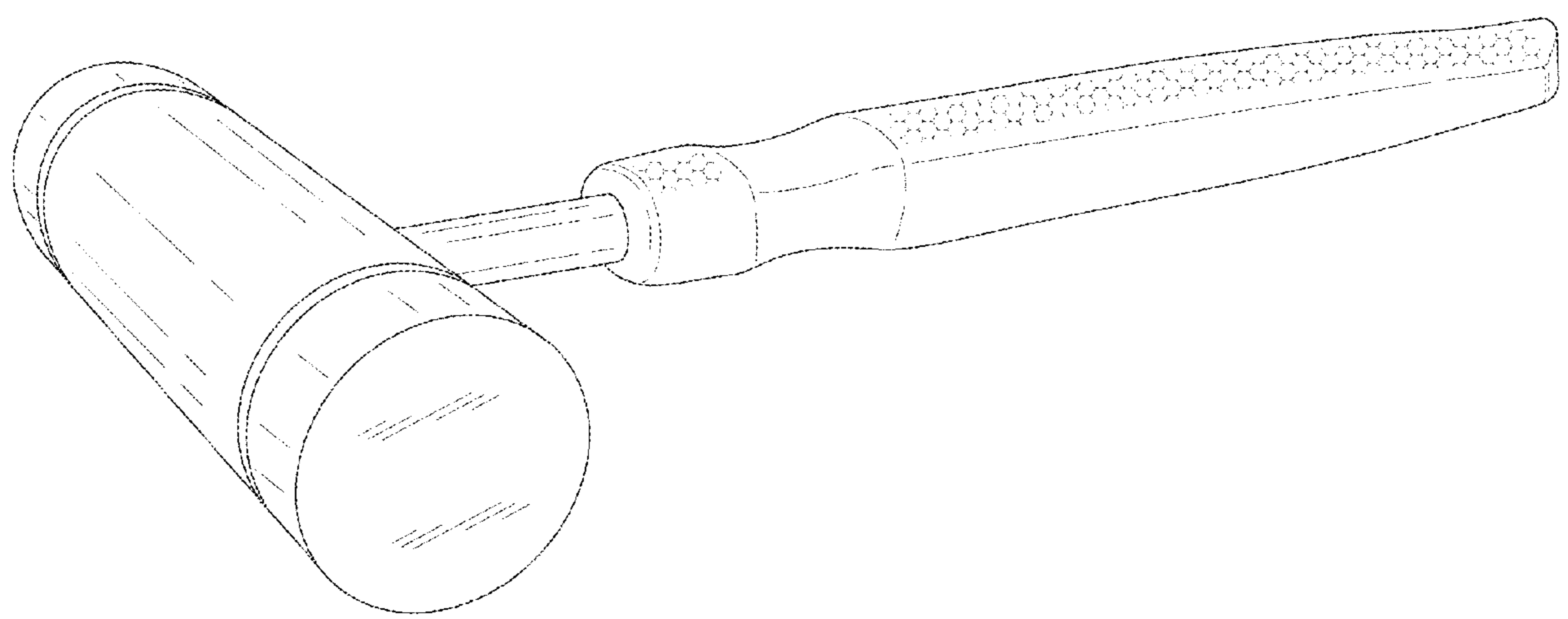
D463,725 S 10/2002 Wroblewski et al.
D649,246 S 11/2011 Prichett et al.
D652,703 S 1/2012 Onello et al.
D770,257 S 11/2016 Stokes et al.
D772,671 S 11/2016 Stokes et al.
D778,136 S 2/2017 Chen
D808,761 S 1/2018 Nelson
D826,677 S 8/2018 Nelson
D837,018 S 1/2019 Goldiner et al.
D888,525 S 6/2020 Montoli
D904,606 S * 12/2020 Gloess D24/133
2013/0144296 A1* 6/2013 Yoko A61B 17/1604
606/84
2018/0028224 A1* 2/2018 Lee A61B 17/3403
* cited by examiner

Primary Examiner — Philip S Hyder
(74) *Attorney, Agent, or Firm* — Rumit Ranjit Kanakia

(57) **CLAIM**
The ornamental design for a hammer, as shown and described.

DESCRIPTION
FIG. 1 is a perspective view of a hammer showing my new design;
FIG. 2 is a top plan view thereof;
FIG. 3 is a bottom plan view thereof;
FIG. 4 is a back elevational view thereof;
FIG. 5 is a front elevational view thereof;
FIG. 6 is a right-side elevational view thereof; and,
FIG. 7 is a left-side elevational view thereof.
The broken lines depict portions of the hammer in which the design is embodied that form no part of the claimed design.

1 Claim, 7 Drawing Sheets



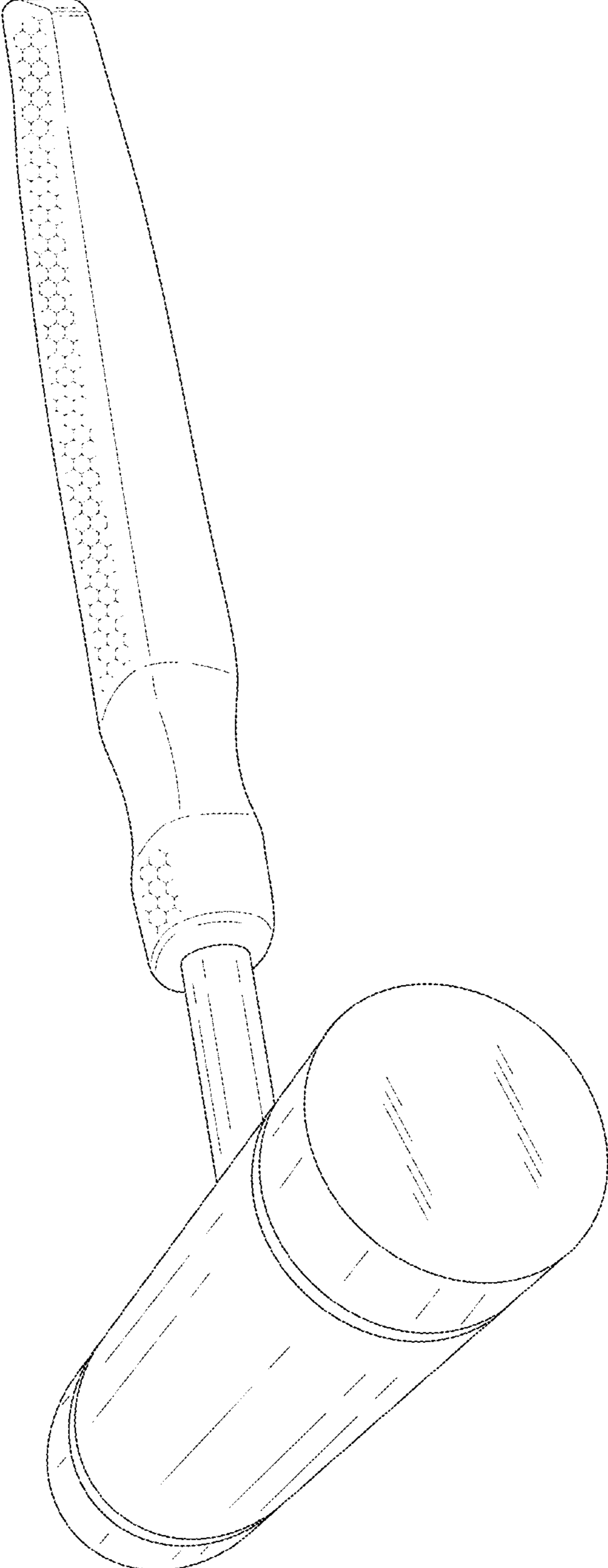


FIG. 1

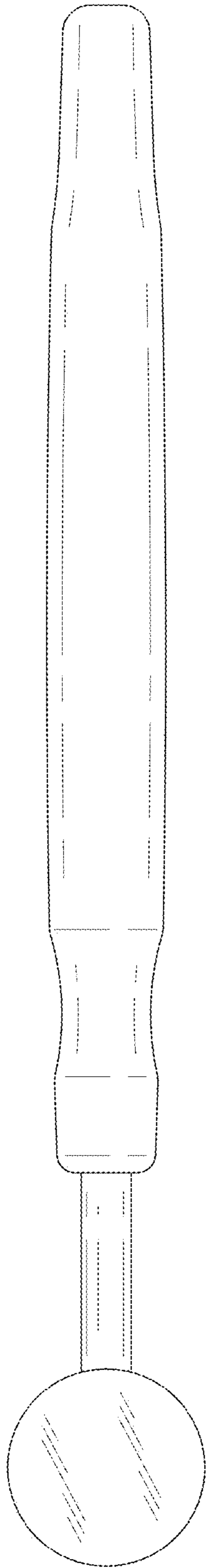


FIG. 2

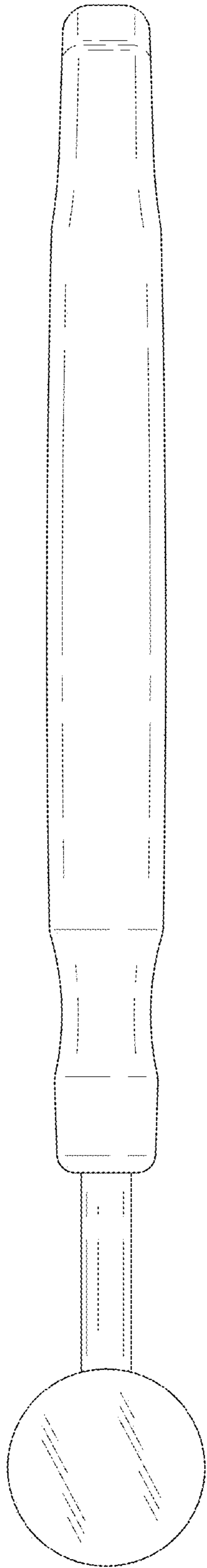


FIG. 3

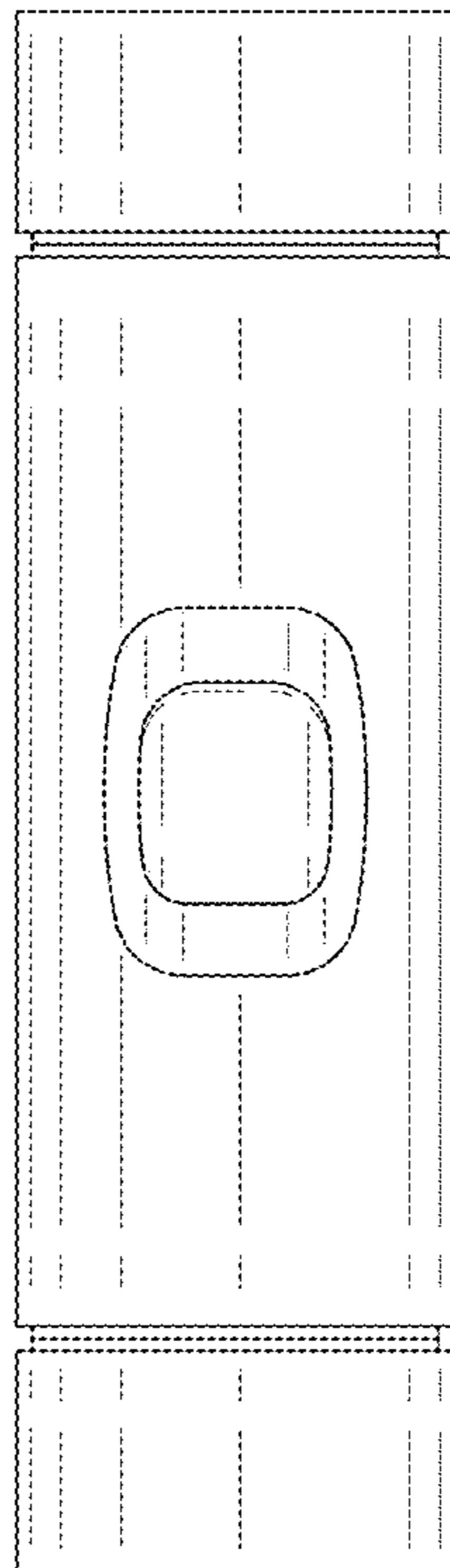


FIG. 4




FIG. 5

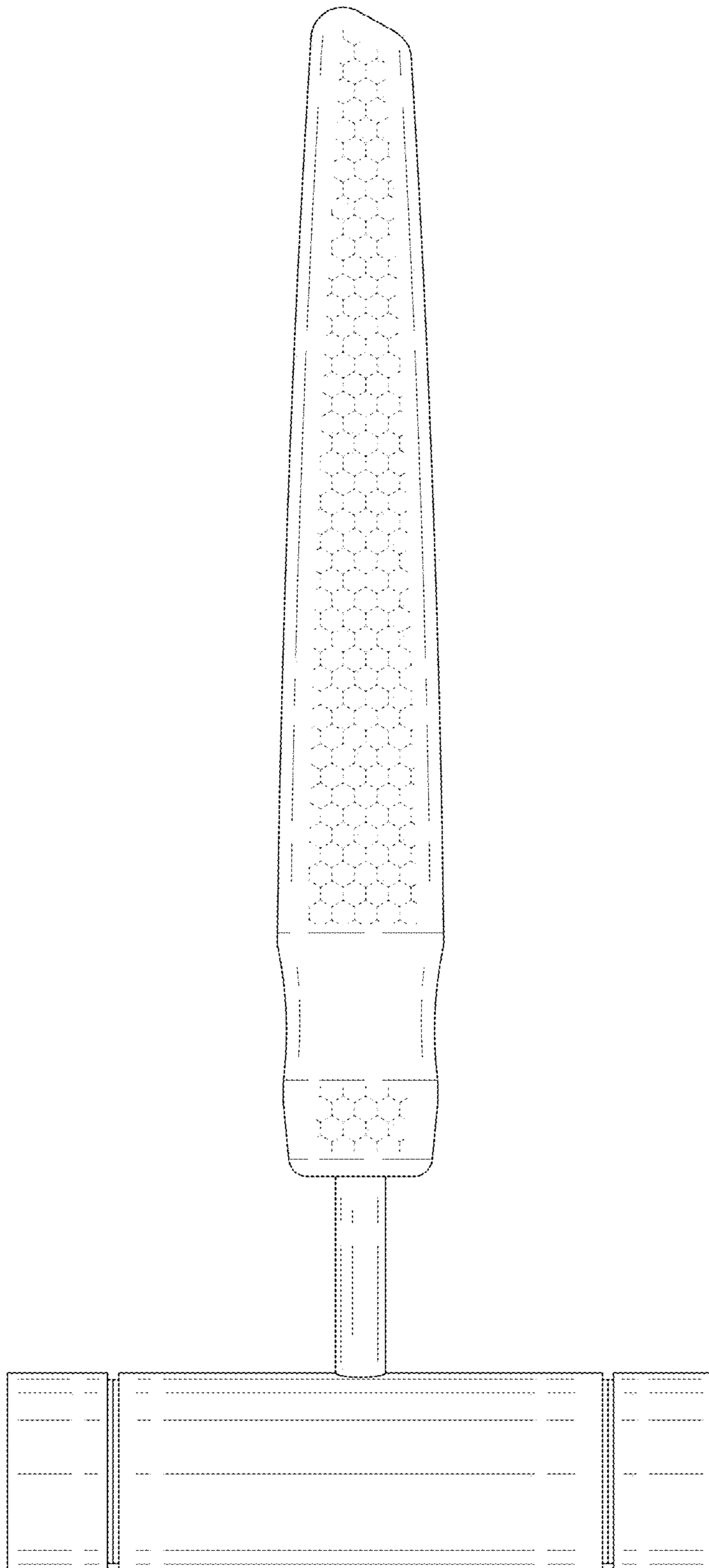


FIG. 6

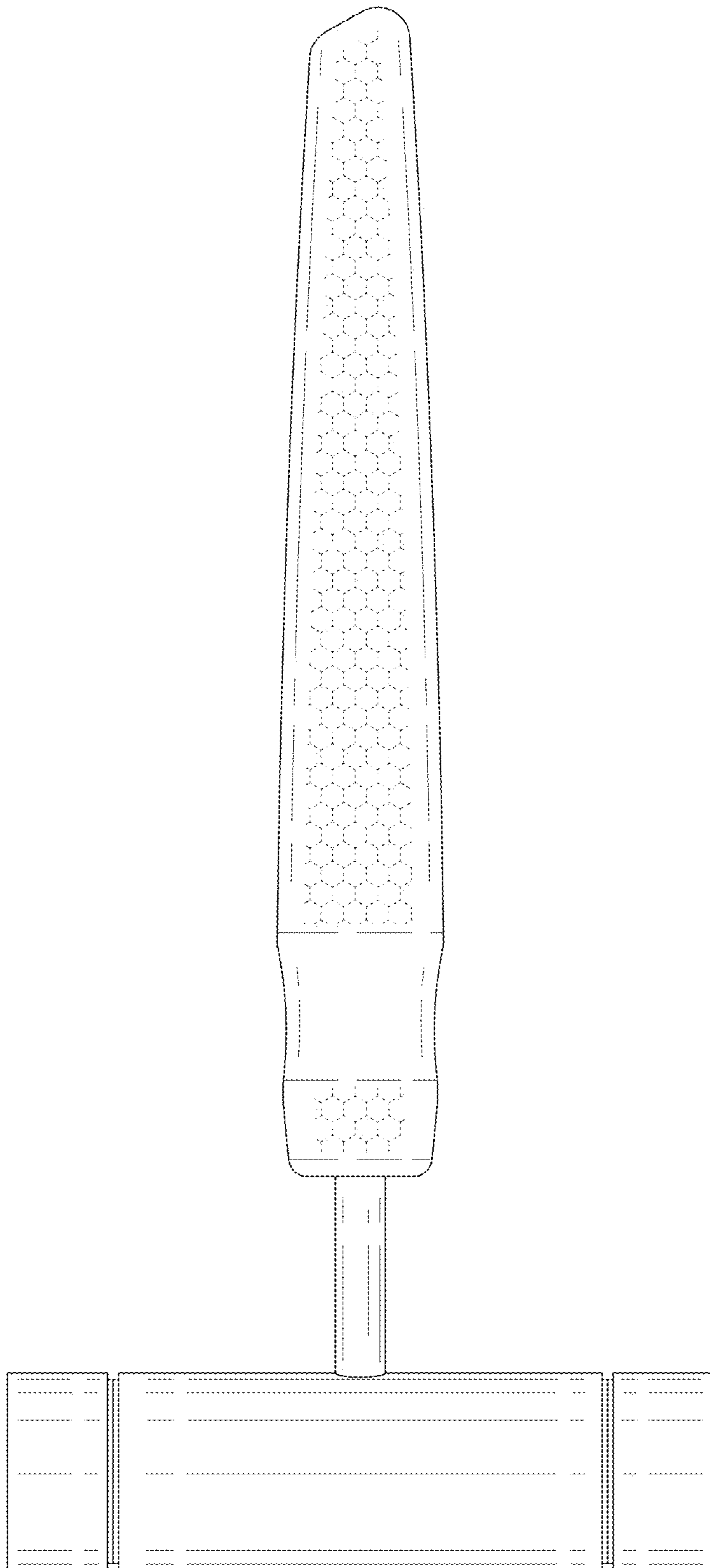


FIG. 7