



US00D963452S

(12) **United States Design Patent**  
**Little**

(10) **Patent No.:** **US D963,452 S**

(45) **Date of Patent:** **\*\* Sep. 13, 2022**

(54) **INSERT FOR FINGER RING OF SHEARS**

D863,907 S \* 10/2019 Little ..... D8/57  
D885,962 S \* 6/2020 Jones ..... D11/26  
2009/0126202 A1\* 5/2009 Racamier ..... B26B 13/20  
30/232

(71) Applicant: **Emily Frances Little**, Chicago, IL (US)

(72) Inventor: **Emily Frances Little**, Chicago, IL (US)

\* cited by examiner

(\*\*) Term: **15 Years**

*Primary Examiner* — Deanna L Pratt

(74) *Attorney, Agent, or Firm* — K&L Gates LLP

(21) Appl. No.: **29/704,605**

(57) **CLAIM**

(22) Filed: **Sep. 5, 2019**

The ornamental design for an insert for finger ring of shears, as shown and described.

(51) **LOC (13) Cl.** ..... **08-03**

**DESCRIPTION**

(52) **U.S. Cl.**

USPC ..... **D8/57**; D11/39

(58) **Field of Classification Search**

USPC ..... D8/4, 5, 51–58, 107; D11/26, 35, 38, 39

CPC ..... B26B 13/10; B26B 13/20; B26B 13/12;

B26B 13/06; B26B 13/04; B26B 13/24

See application file for complete search history.

FIG. 1 is a front elevational view of the insert for finger ring of shears as used in a pair of shears;

FIG. 2 is an isometric view of the insert for finger ring of shears;

FIG. 3 is a front elevational view of the insert for finger ring of shears;

FIG. 4 is a back elevational view of the insert for finger ring of shears;

FIG. 5 is a left elevational view of the insert for finger ring of shears; and,

FIG. 6 is a right elevational view of the insert for finger ring of shears.

The broken line showing of the shears in FIG. 1 illustrates the environment of the claimed design and forms no part thereof.

(56) **References Cited**

U.S. PATENT DOCUMENTS

D522,902 S \* 6/2006 Kaplan ..... D11/39

D541,693 S \* 5/2007 Skuza ..... D11/39

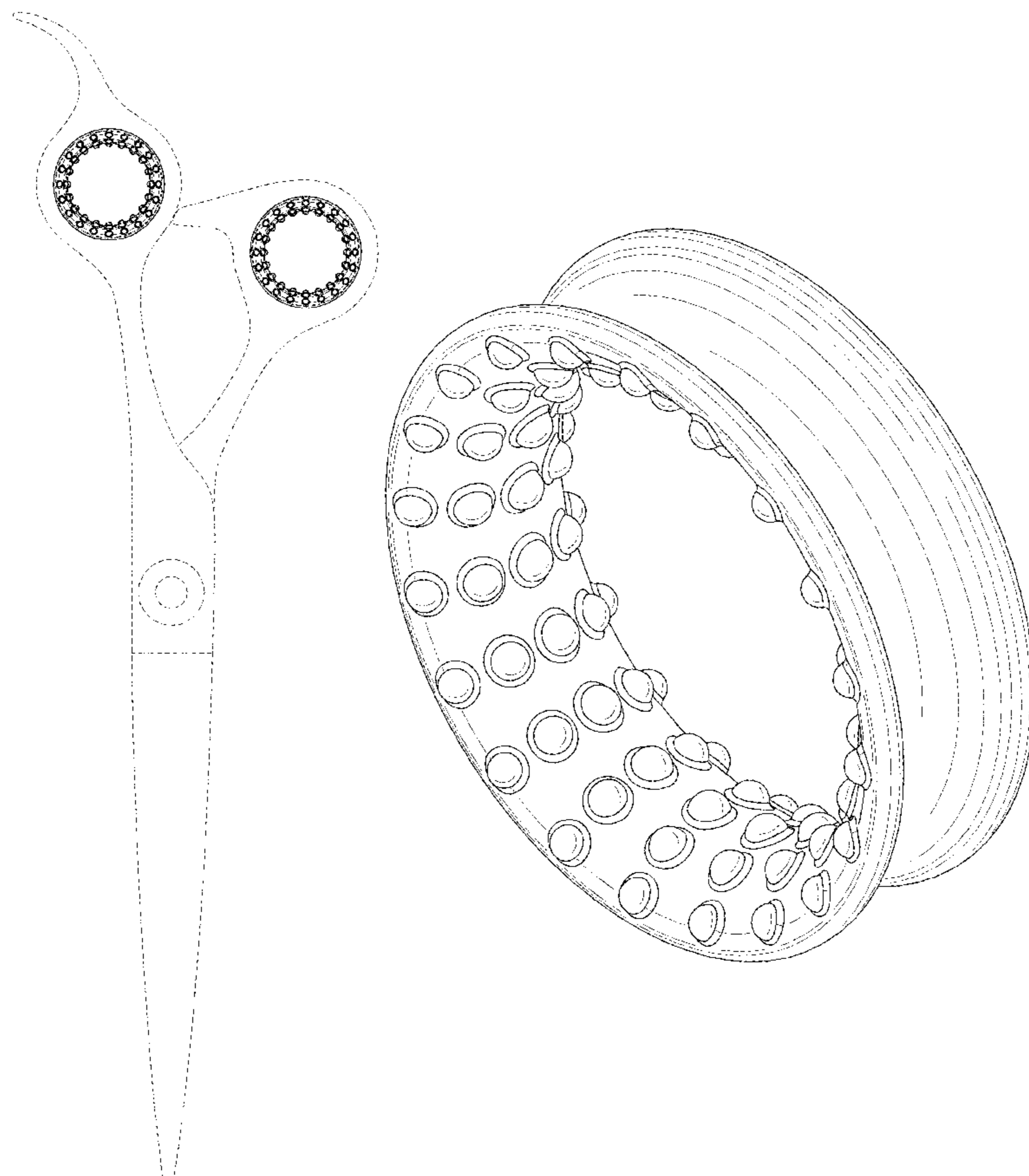
D591,573 S \* 5/2009 Wankowski ..... D8/57

7,631,517 B2 \* 12/2009 Kaplan ..... A44C 5/0092  
63/15

9,044,076 B2 \* 6/2015 Temple ..... A46B 5/021

D835,540 S \* 12/2018 Bellisha ..... D11/39

**1 Claim, 4 Drawing Sheets**



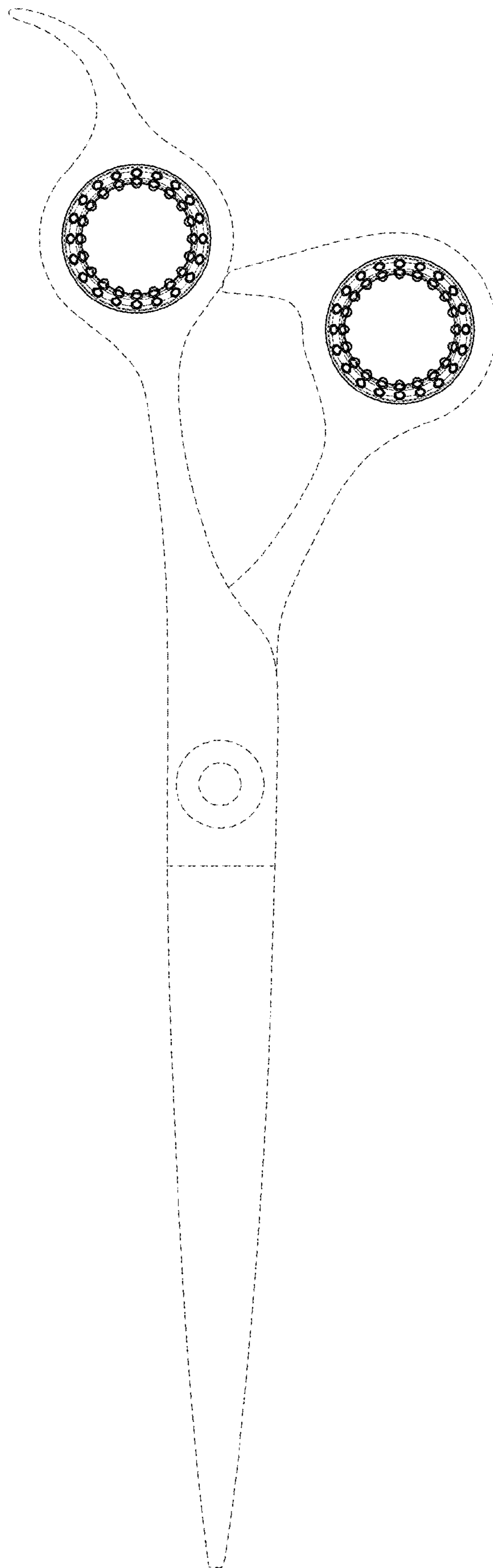


FIG. 1

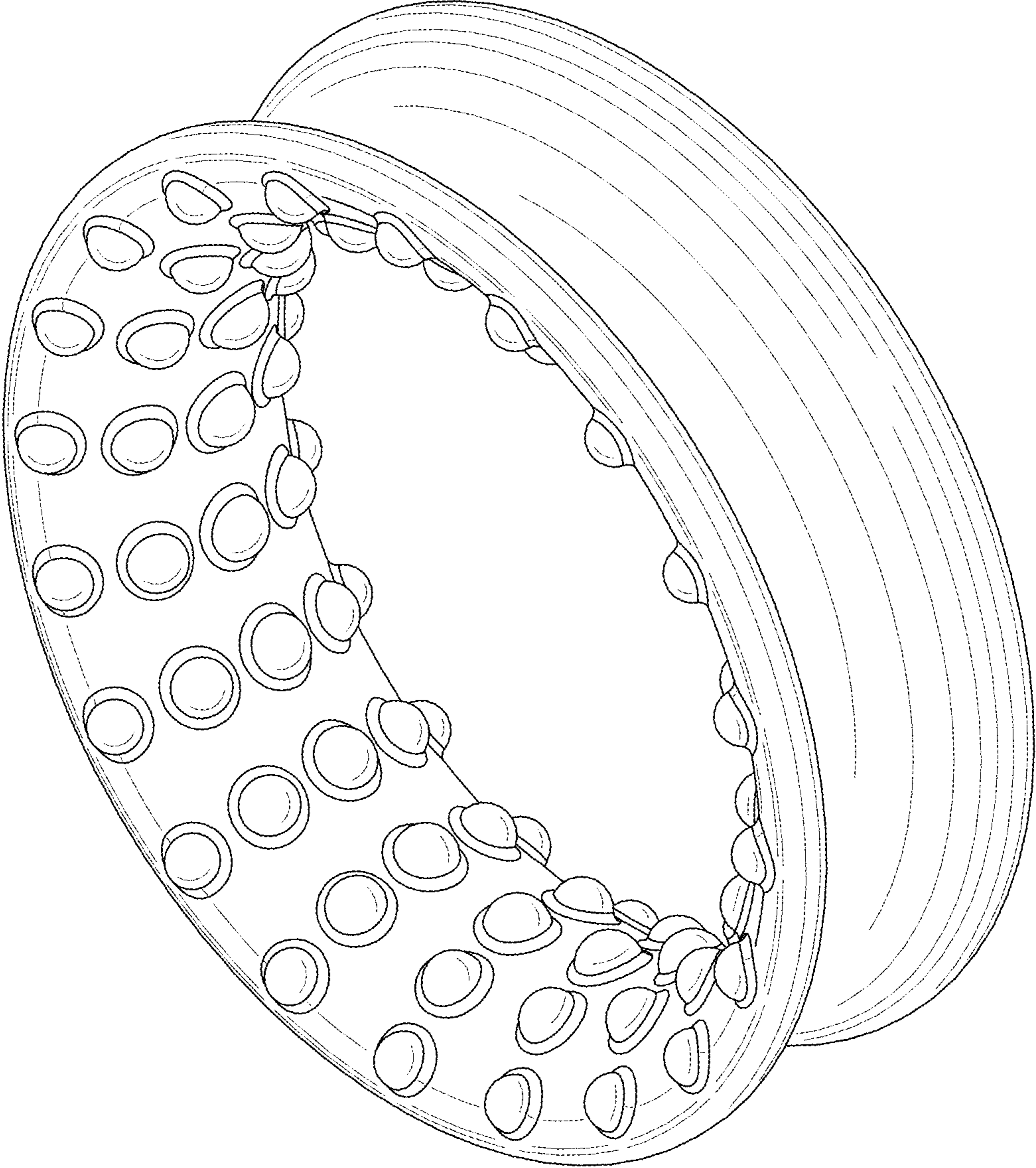


FIG. 2

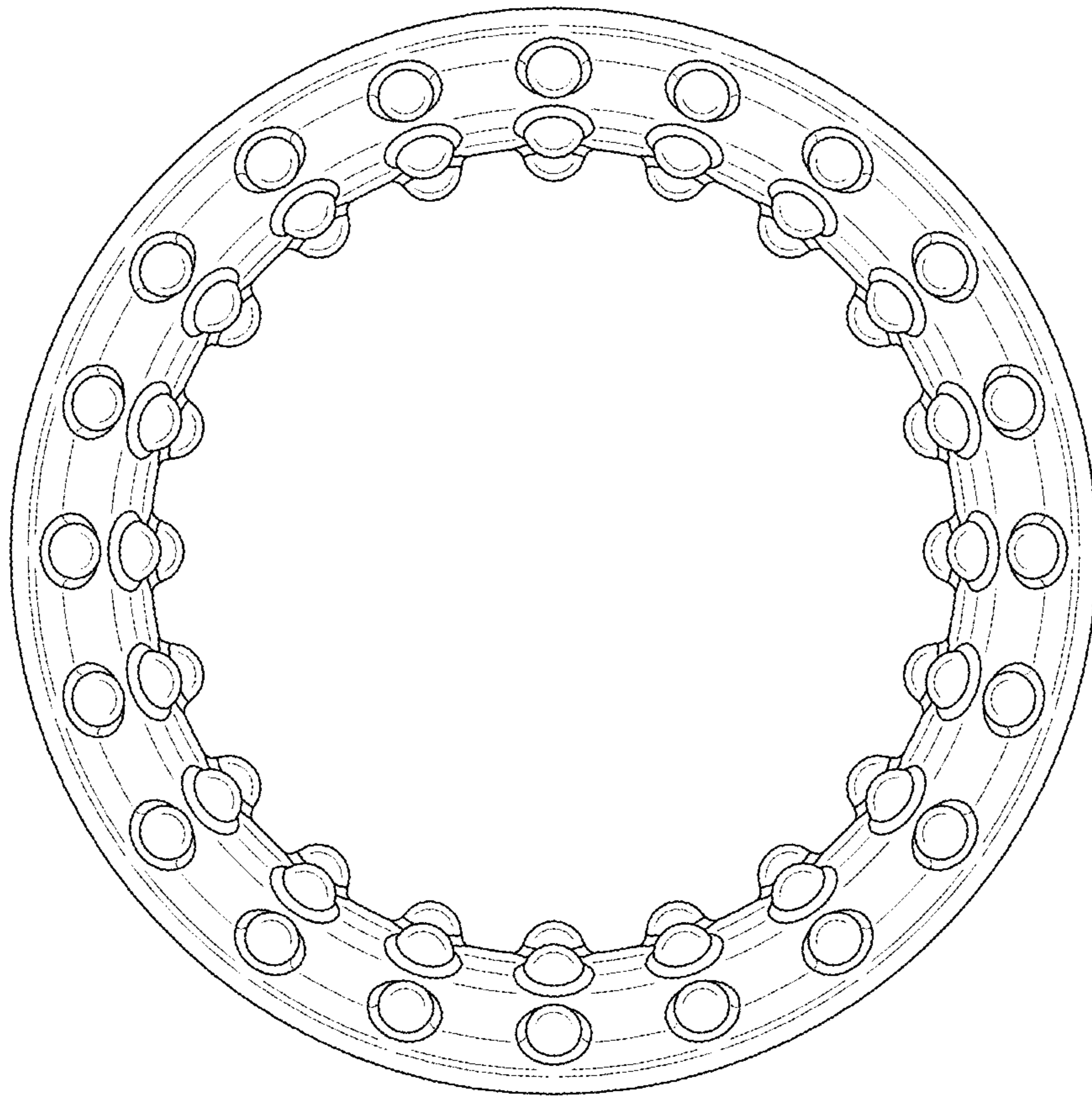


FIG. 4

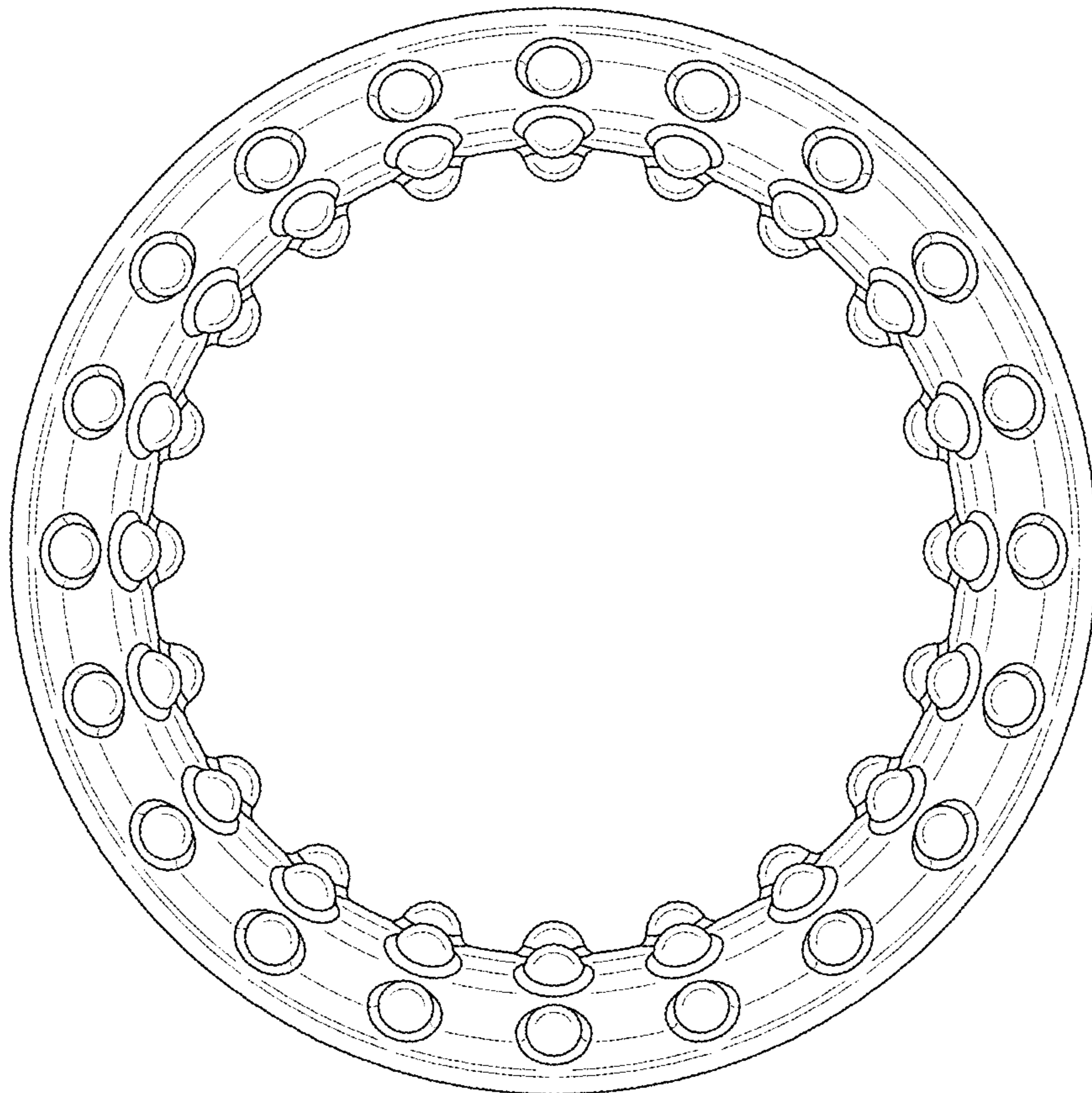


FIG. 3




FIG. 6




FIG. 5