



US00D963416S

(12) **United States Design Patent** (10) **Patent No.:** **US D963,416 S**
Chen (45) **Date of Patent:** **** Sep. 13, 2022**

(54) **BEVERAGE CONTAINER**
(71) Applicant: **Yung-Liang Chen**, Hsinchu (TW)
(72) Inventor: **Yung-Liang Chen**, Hsinchu (TW)
(**) Term: **15 Years**
(21) Appl. No.: **29/712,002**
(22) Filed: **Nov. 5, 2019**

D239,534 S * 4/1976 Michaeli D7/396.2
D285,032 S * 8/1986 Alonzo B65D 1/265
D11/152
D289,356 S * 4/1987 Tanaka D7/523
(Continued)

FOREIGN PATENT DOCUMENTS

CN 303047873 * 12/2014
CN 303105629 * 2/2015
(Continued)

(30) **Foreign Application Priority Data**

Jul. 2, 2019 (TW) 108303959
Sep. 4, 2019 (TW) 108305355

(51) **LOC (13) Cl.** **07-01**
(52) **U.S. Cl.**
USPC **D7/523**; D7/530

(58) **Field of Classification Search**
USPC D7/396.3, 413, 507, 509–511, 515, 516,
D7/519, 522–525, 528, 529, 531, 533,
D7/535–537, 608, 624.2; D9/424, 425,
D9/428, 429, 516, 533, 566, 575, 716,
D9/738
CPC A47G 23/0216; A47G 23/0241; A47G
23/0258; A47G 19/22; A47G 19/2205;
A47G 19/2227; A47G 19/2255; A47G
19/2272; A47G 19/2288; D65D 23/10;
B65D 1/265
See application file for complete search history.

(56) **References Cited**

U.S. PATENT DOCUMENTS

D4,225 S * 7/1870 Atterbury D9/500
D72,784 S * 5/1927 Buell D7/523
D94,100 S * 12/1934 Spear D7/523
D143,206 S * 12/1945 Gerson D7/514
3,679,119 A * 7/1972 Copping B65D 1/265
229/400

OTHER PUBLICATIONS

EBay, “Vintage Lot of 2 Pressed Glass Diamond Pattern Tall Water/Tea Glasses Tumblers,” Apr. 14, 2015, Worthpoint.com, www.worthpoint.com/worthopedia/vintage-lot-pressed-glass-diamond-1751192059 (Year: 2015).*
(Continued)

Primary Examiner — Joseph Kukella
Assistant Examiner — Arva P Adams
(74) *Attorney, Agent, or Firm* — Demian K. Jackson;
Jackson IPG PLLC

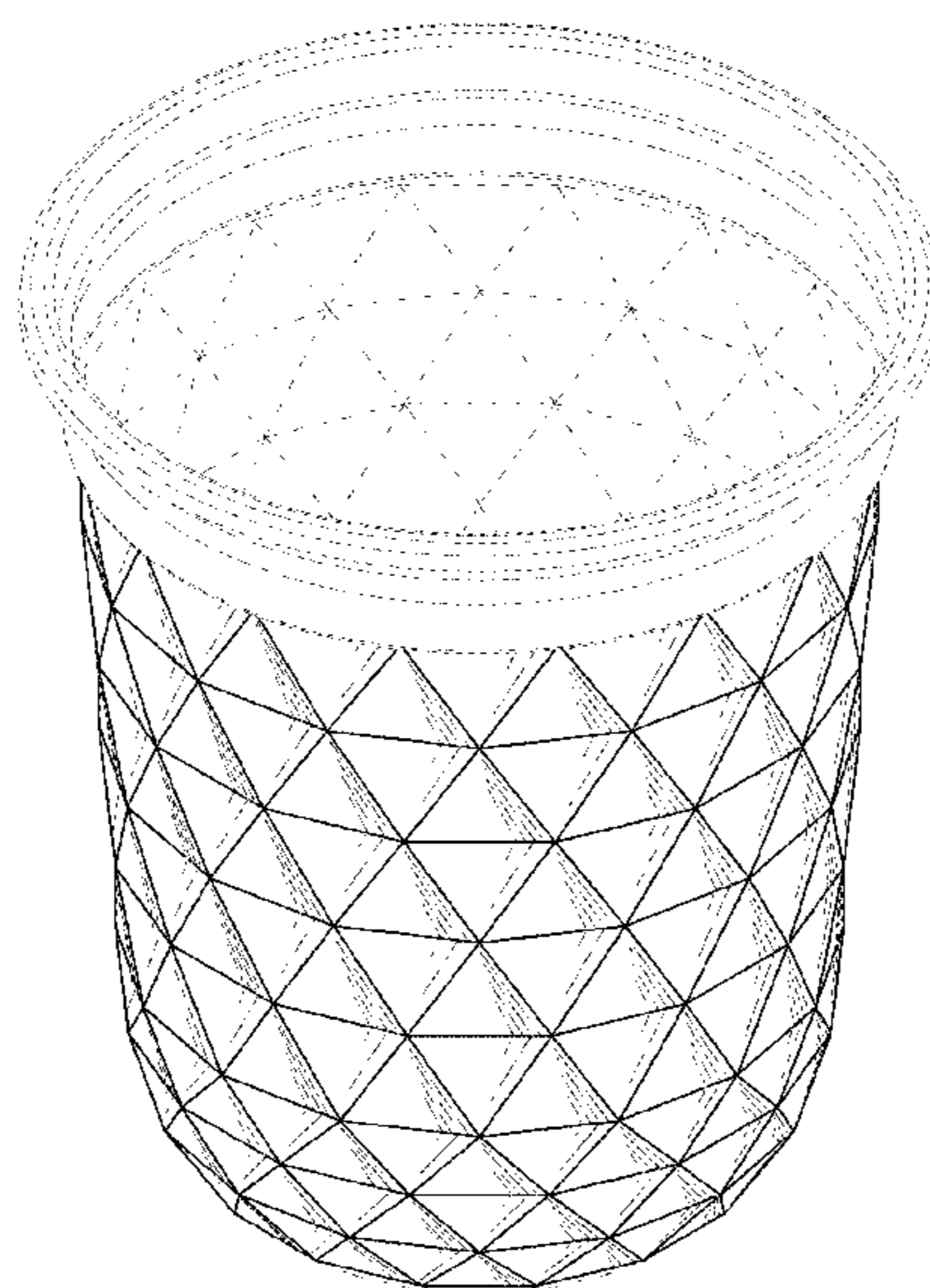
(57) **CLAIM**

The ornamental design of a beverage container, as shown and described.

DESCRIPTION

FIG. 1 is a front perspective view of a beverage container according to the invention;
FIG. 2 is a front view thereof;
FIG. 3 is a top view thereof;
FIG. 4 is a bottom view thereof;
FIG. 5 is a rear perspective view thereof;
FIG. 6 is a bottom view of another embodiment of a beverage container according to the invention; and,
FIG. 7 is a rear perspective view of the beverage container in FIG. 6.
The broken lines show portions of the beverage container that form no part of the claimed design.

1 Claim, 7 Drawing Sheets



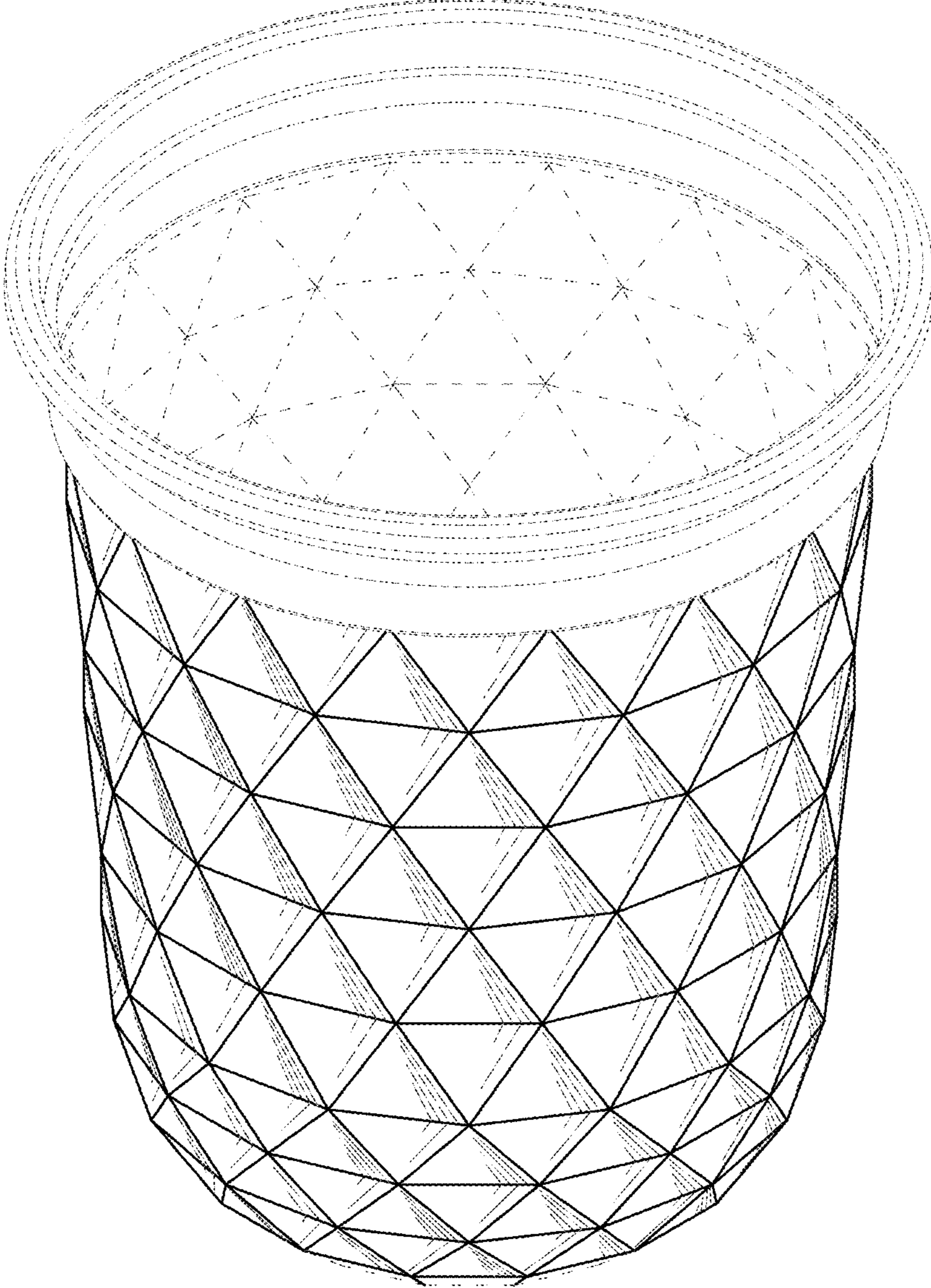


FIG.1

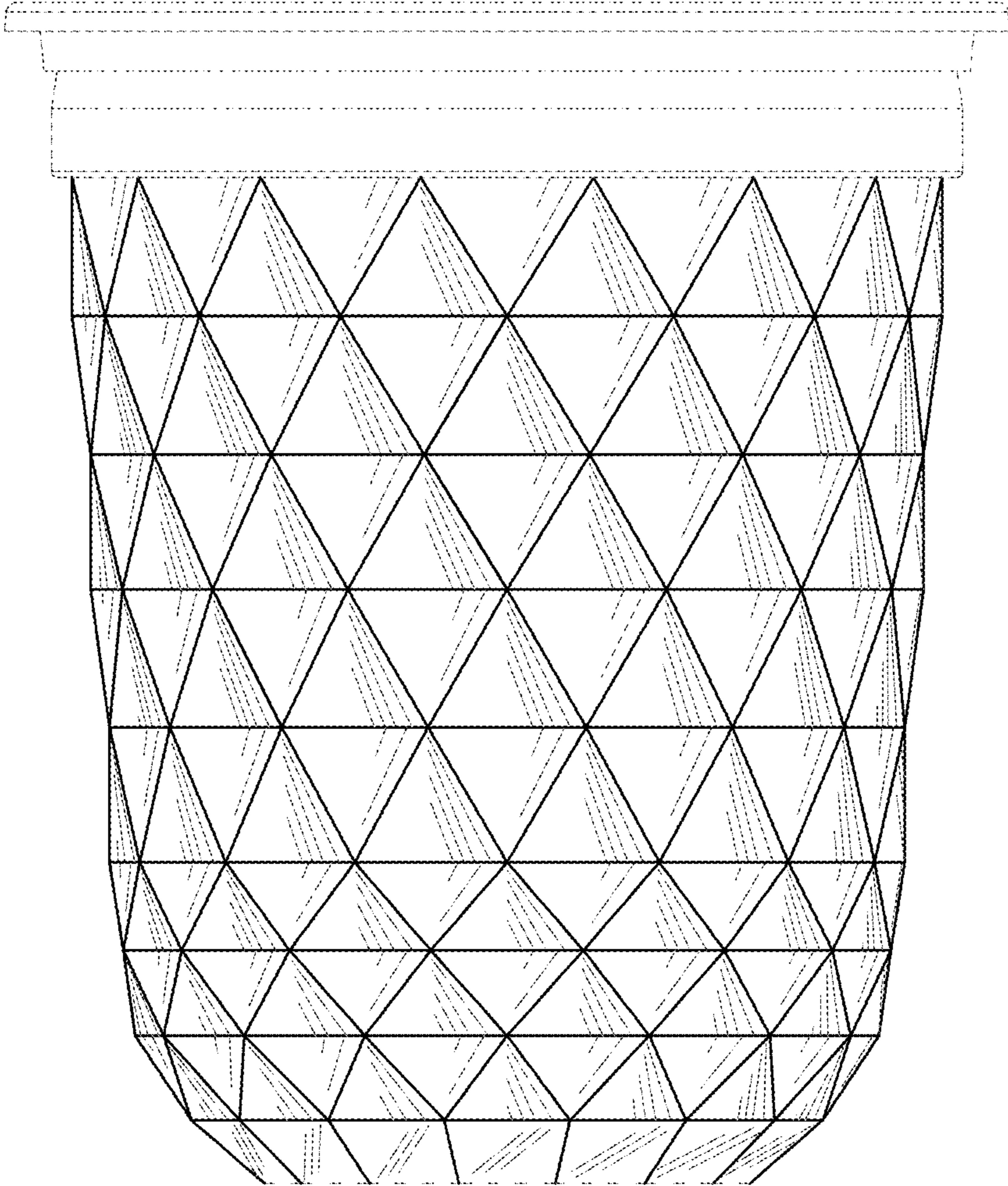


FIG.2

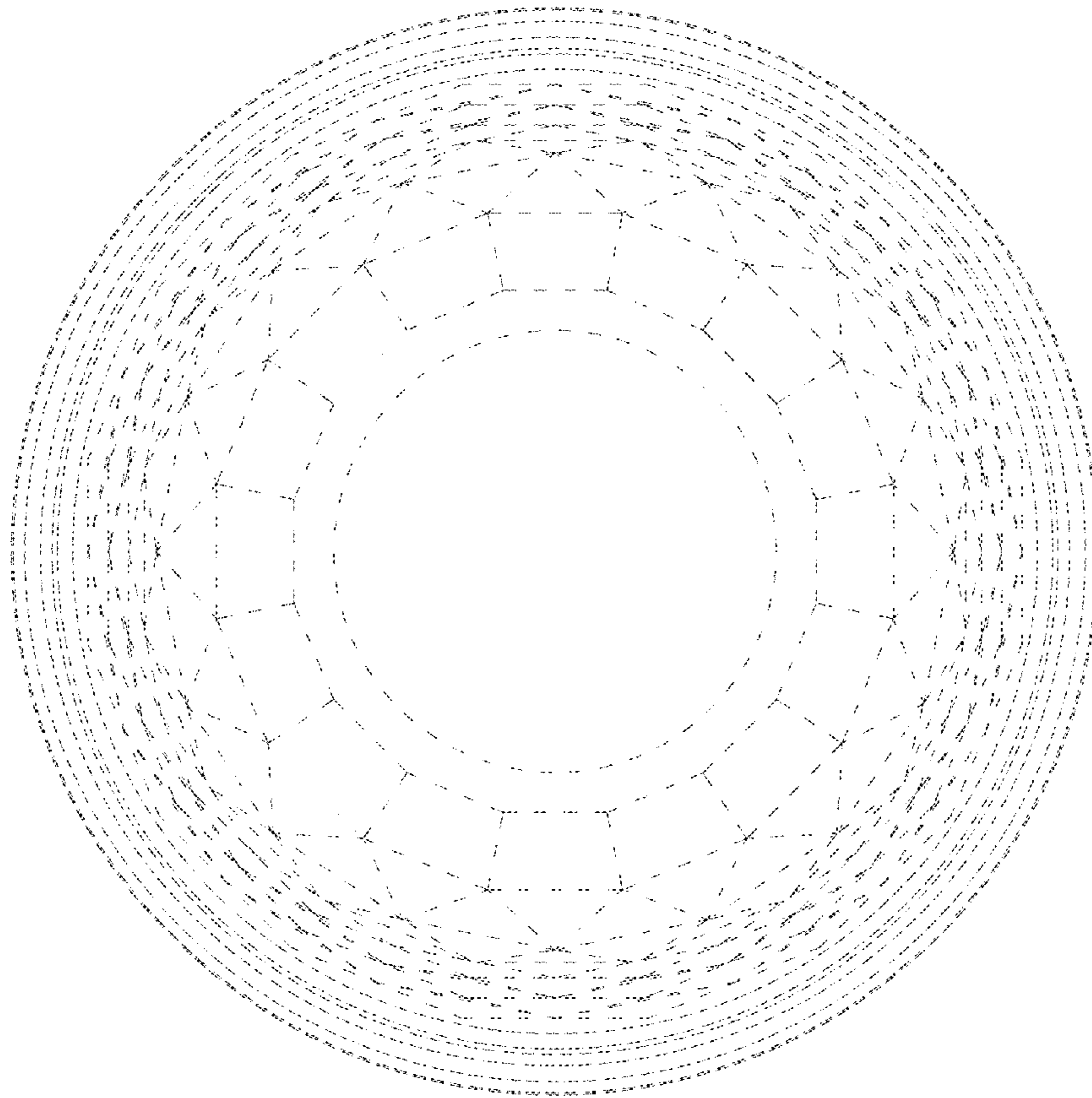


FIG.3




FIG.4




FIG.5

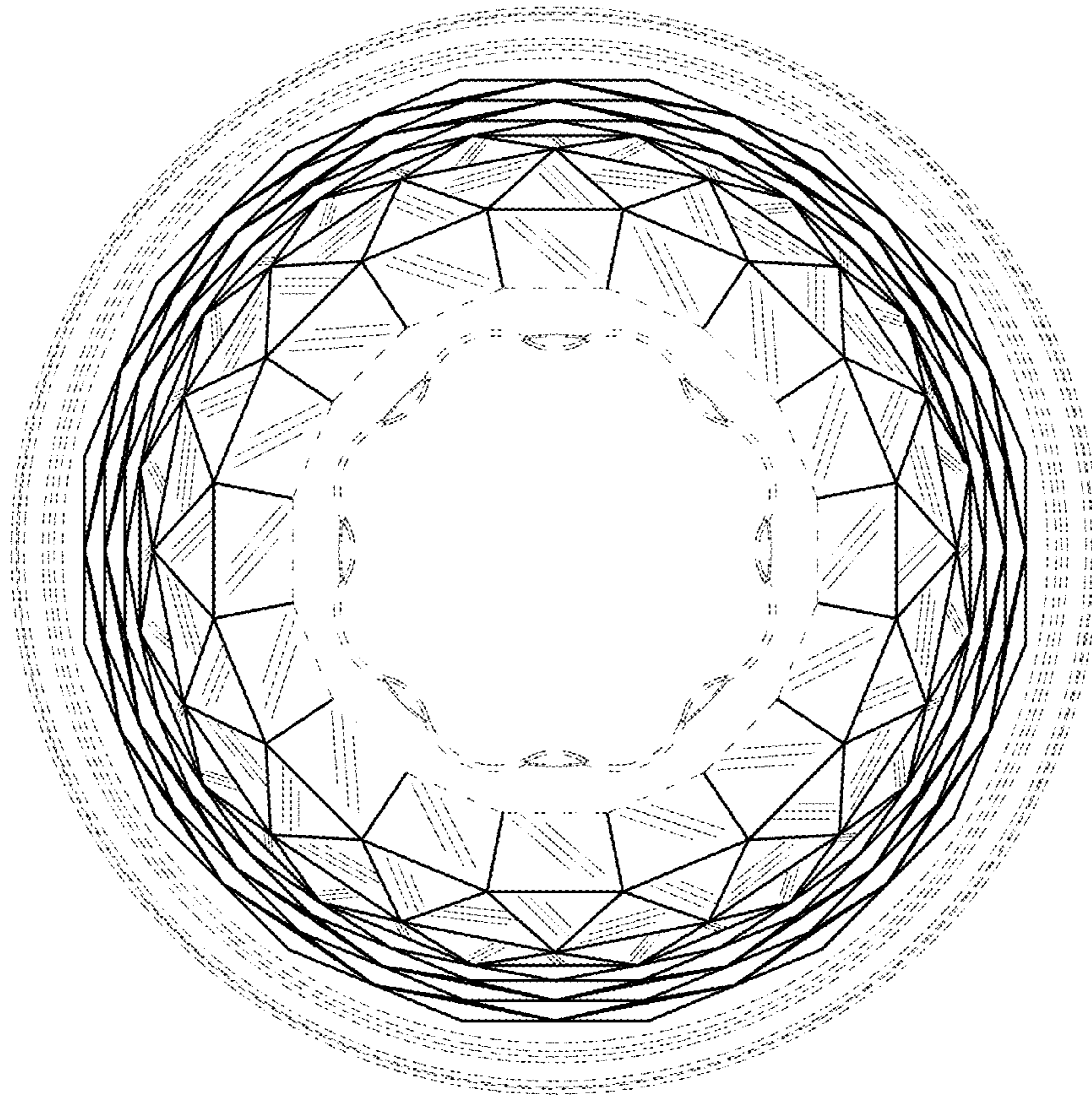


FIG.6




FIG.7