



US00D963409S

(12) **United States Design Patent** (10) **Patent No.:** **US D963,409 S**
Bonner (45) **Date of Patent:** **** *Sep. 13, 2022**

(54) **UTENSIL**

B65D 75/56; B65D 75/563; B65D 75/566; B67B 7/00; B67B 7/724; B67B 7/73

(71) Applicant: **Serve It Easy Inc.**, Moncton (CA)

See application file for complete search history.

(72) Inventor: **Mark Bonner**, Frenchtown, NJ (US)

(73) Assignee: **Serve It Easy Inc.**, Moncton (CA)

(56) **References Cited**

(*) Notice: This patent is subject to a terminal disclaimer.

U.S. PATENT DOCUMENTS

(**) Term: **15 Years**

(21) Appl. No.: **29/799,824**

(22) Filed: **Jul. 16, 2021**

1,065,433	A *	6/1913	Dow et al.	A47G 21/023
					30/323
1,207,470	A *	12/1916	Banks	30/129
1,255,945	A *	2/1918	Stimecz	A47G 21/023
					73/426
1,882,246	A *	10/1932	Hutchison	A47G 21/023
					30/129
2,313,977	A *	3/1943	Takach	A61J 7/0023
					D24/116
2,430,242	A *	11/1947	Nichols	A47G 21/023
					99/419
2,730,802	A *	1/1956	Ciaglia	A47G 21/023
					30/129
D485,475	S *	1/2004	Wolf	D7/686

(Continued)

Related U.S. Application Data

(62) Division of application No. 29/677,598, filed on Jan. 22, 2019, now Pat. No. Des. 925,282, which is a division of application No. 29/572,250, filed on Jul. 26, 2016, now Pat. No. Des. 843,169.

Primary Examiner — Ricky Pham

(30) **Foreign Application Priority Data**

Jan. 26, 2016 (CA) CA 166558

(51) **LOC (13) Cl.** **07-03**

(52) **U.S. Cl.**
USPC **D7/401.2; D7/642; D7/653**

(58) **Field of Classification Search**

USPC D7/368, 401.2, 642–645, 653–664, 669, D7/675–677, 683, 687–689, 691; D8/107, 300–301; D22/117–118; D24/143
CPC ... A01D 9/02; A01D 9/04; A01D 9/06; A47G 21/00; A47G 21/004; A47G 21/005; A47G 21/02; A47G 21/023; A47G 21/04; A47G 21/06; A47G 21/08; A47G 21/181; A47J 43/28; A47J 43/281; A47J 43/282; A61F 13/10; A61J 7/0023; B25G 1/00; B25G 1/01; B25G 1/02; B25G 3/00;

(74) *Attorney, Agent, or Firm* — Christopher N. Hunter; Laurie Wright; Blake, Cassels & Graydon LLP

(57) **CLAIM**

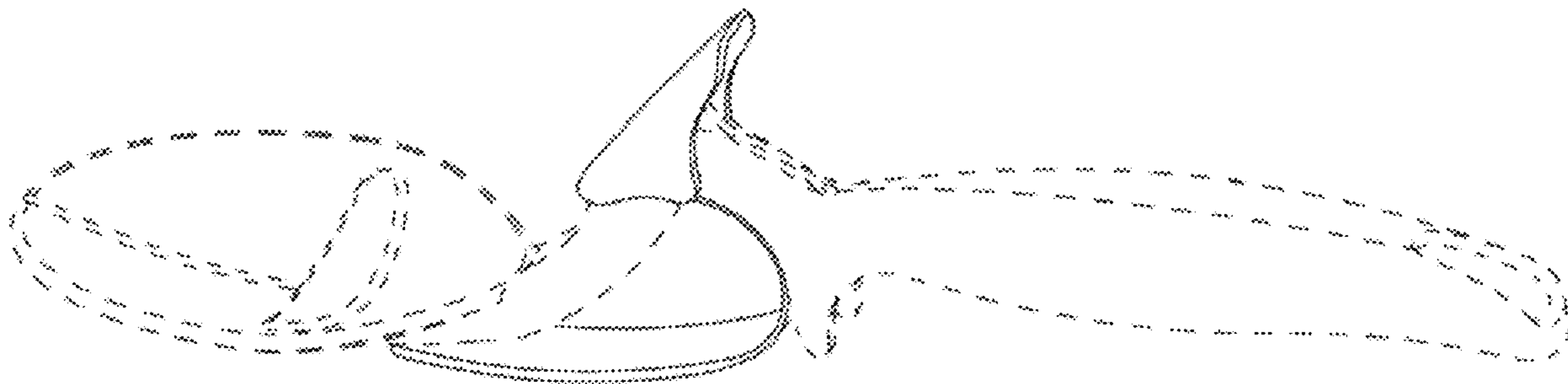
The ornamental design for a utensil substantially, as shown and described.

DESCRIPTION

FIG. 1 is a perspective view of a utensil showing the design; FIG. 2 is a top view thereof; FIG. 3 is a bottom view thereof; FIG. 4 is a front view thereof; FIG. 5 is a back view thereof; FIG. 6 is a left view thereof; and, FIG. 7 is a right view of thereof.

Any broken lines in the drawings are for illustration purposes only and form no part of the claimed design.

1 Claim, 2 Drawing Sheets



(56)

References Cited

U.S. PATENT DOCUMENTS

D575,596 S *	8/2008	Araiza	D7/687
D610,685 S *	2/2010	Gaydos	D24/143
D658,457 S *	5/2012	Cloutier	D7/683
D747,935 S *	1/2016	Schock	D7/642
D925,282 S *	7/2021	Bonner	D7/642

* cited by examiner




FIGURE 1

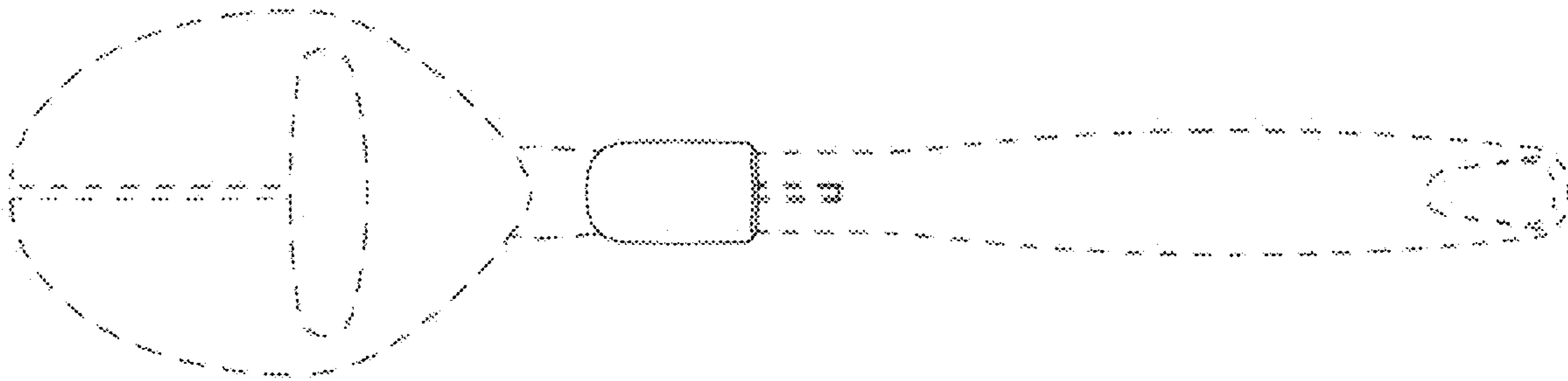


FIGURE 2

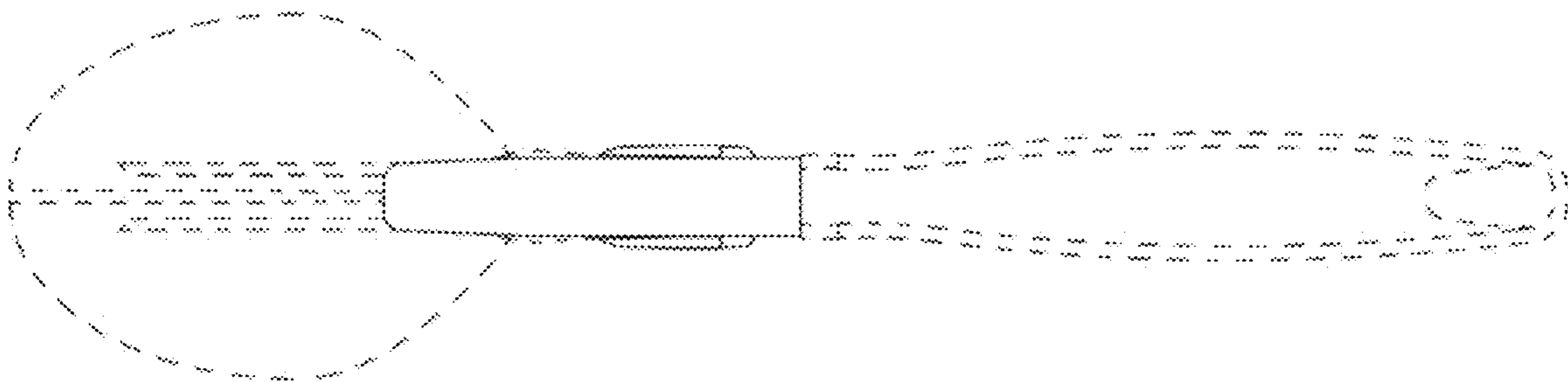


FIGURE 3

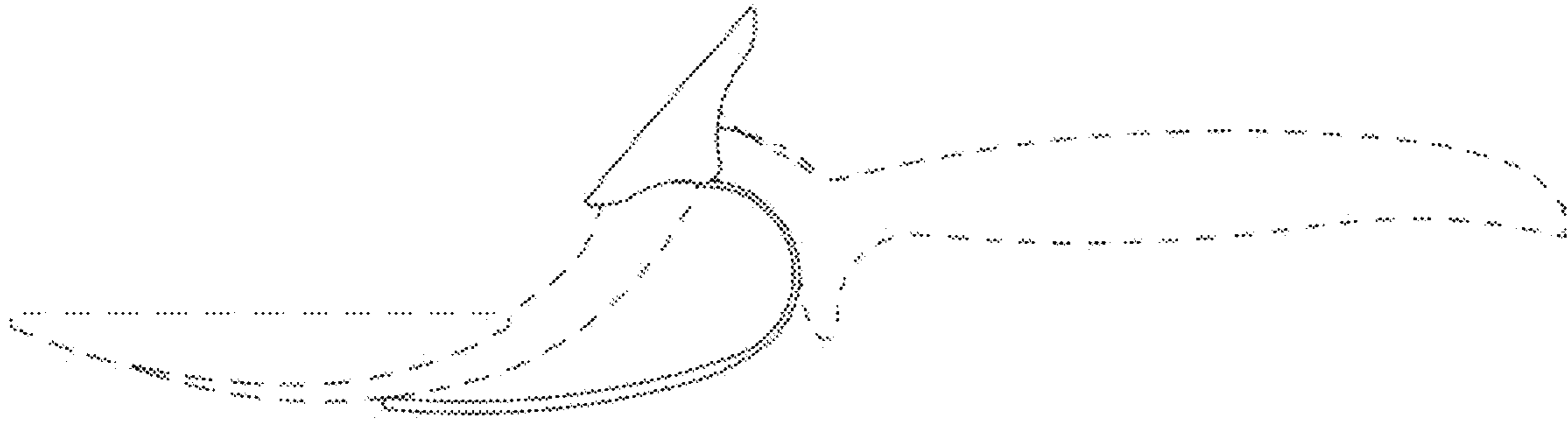


FIGURE 4

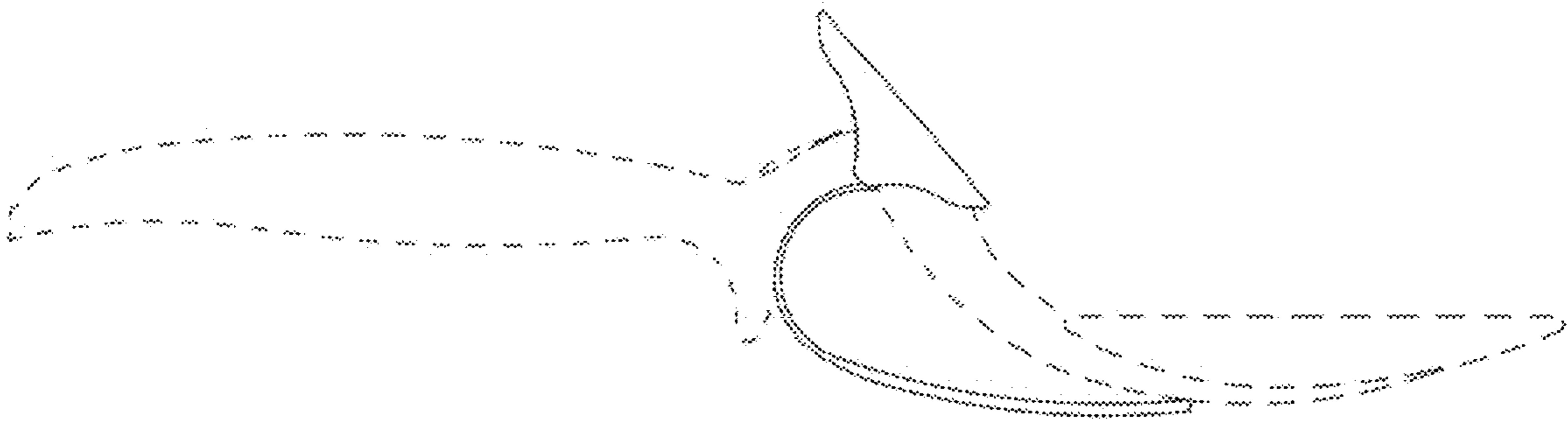


FIGURE 5

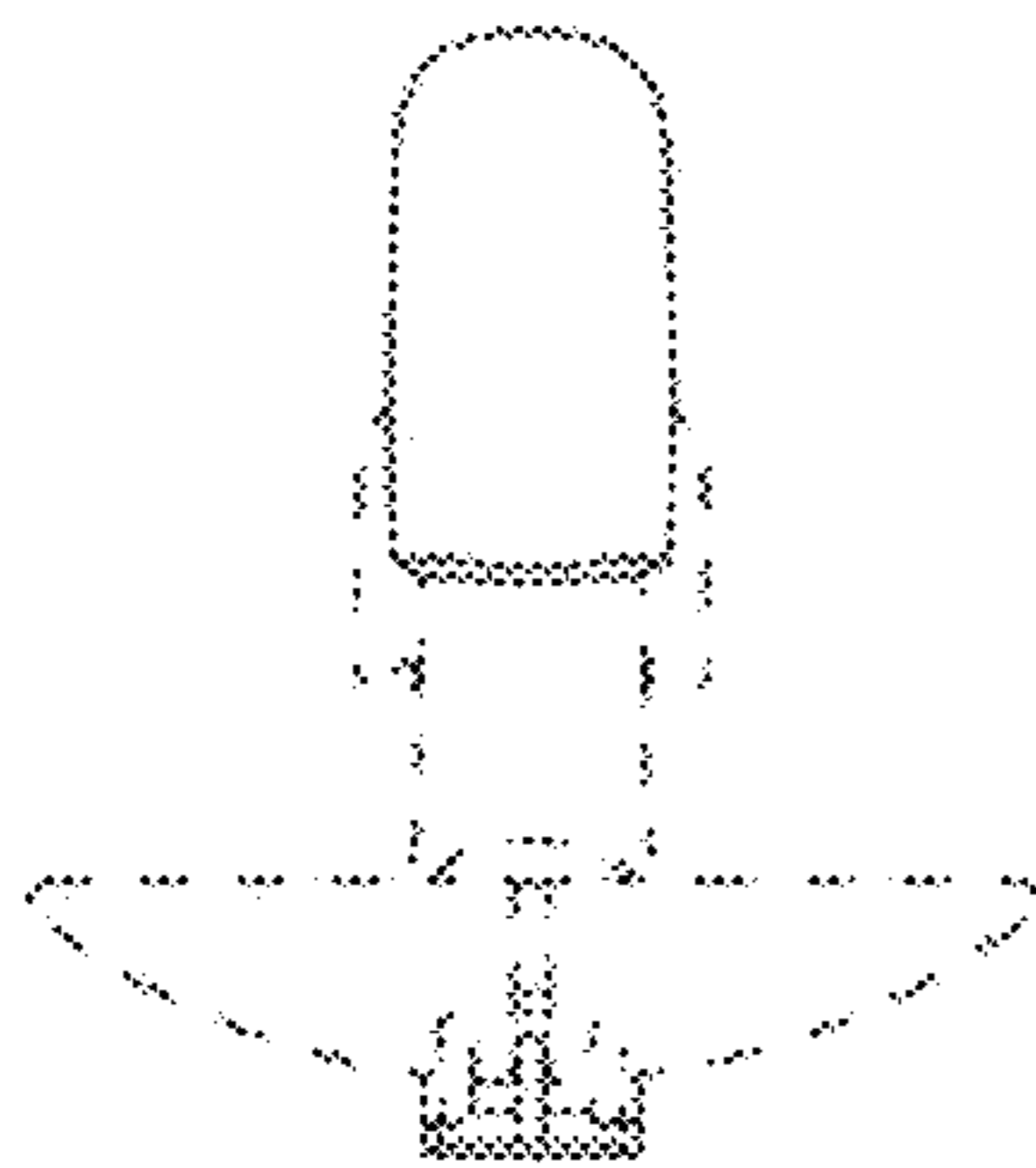


FIGURE 6

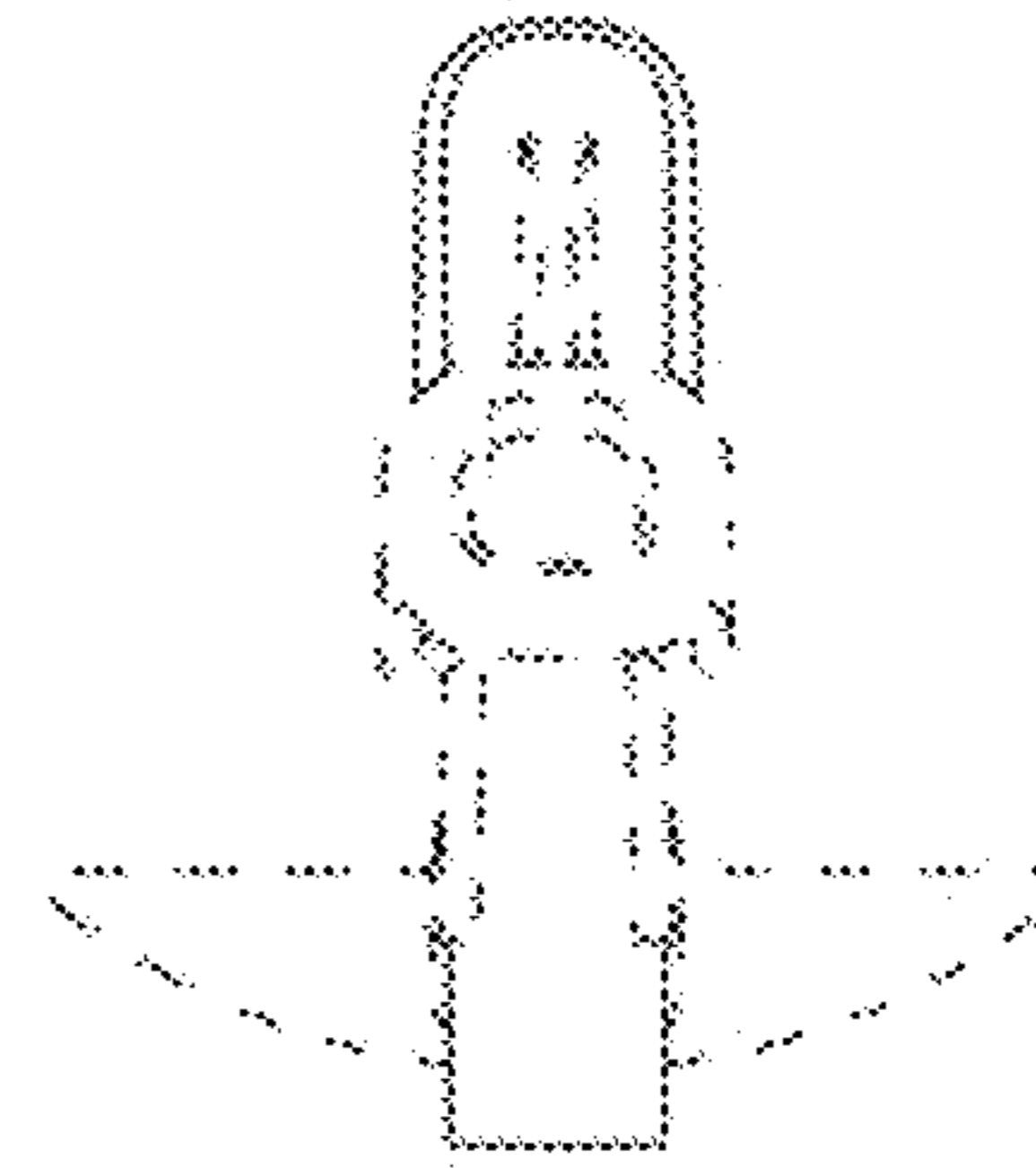


FIGURE 7