

US00D963391S

(12) **United States Design Patent**
Bell et al.

(10) **Patent No.:** **US D963,391 S**
(45) **Date of Patent:** **** Sep. 13, 2022**

(54) **WATER PITCHER**
(71) Applicant: **BRITA LP**, Oakland, CA (US)
(72) Inventors: **Russell E. Bell**, Pleasanton, CA (US);
Madeline A. Donovan, Pleasanton, CA
(US); **Rick T. Nishijima**, Pleasanton,
CA (US); **David Wu Zhong**,
Pleasanton, CA (US); **Scot Herbst**,
Santa Cruz, CA (US); **Piercy Yau**,
Causeway Bay (HK)

(73) Assignee: **BRITA LP**, Neuchatel (CH)

(**) Term: **15 Years**

(21) Appl. No.: **29/750,270**

(22) Filed: **Sep. 11, 2020**

(51) **LOC (13) Cl.** **07-01**

(52) **U.S. Cl.**
USPC **D7/317**

(58) **Field of Classification Search**
USPC D7/300, 312, 316-319, 397, 399, 400,
D7/510, 511, 515, 523, 598; D9/516,
D9/547, 523, 527, 528
CPC .. A47G 19/14; A47G 19/12; A47G 2019/122;
A47G 19/127; A47J 27/21; A47J
21/21008; A47J 31/40
See application file for complete search history.

(56) **References Cited**

U.S. PATENT DOCUMENTS

D386,041 S * 11/1997 Tanner D7/317
D388,655 S * 1/1998 Flom D7/317
D406,003 S * 2/1999 Tanner D7/319
D421,361 S * 3/2000 Coulson D7/317
D439,790 S * 4/2001 Matsushita D7/317
D584,913 S 1/2009 Green et al.
D585,231 S * 1/2009 Bulala D7/317
D595,534 S 7/2009 Mankowitz

D598,233 S * 8/2009 Ma D7/317
D625,947 S 10/2010 Olsen et al.
D626,779 S * 11/2010 Bell D7/319
D630,894 S 1/2011 Harris et al.
D638,246 S 5/2011 Harris et al.
D668,094 S 10/2012 Broen et al.
D675,861 S * 2/2013 Gray D7/318
D677,360 S * 3/2013 Sheppard D23/209
D680,789 S * 4/2013 Bell D7/317
D688,909 S * 9/2013 Chapman D7/318
D728,298 S 5/2015 Ma et al.
9,282,836 B2 * 3/2016 Nishijima A47G 19/12
D770,010 S * 10/2016 Poindexter D23/209
D773,013 S * 11/2016 Poindexter D23/209
D774,622 S 12/2016 Poindexter et al.
D775,711 S * 1/2017 Poindexter D23/209
D789,135 S 6/2017 Green
D789,727 S * 6/2017 Rummel D7/318
D798,643 S * 10/2017 Rummel D7/318
D815,482 S 4/2018 Bell et al.

(Continued)

Primary Examiner — Andrew Kerr

(74) *Attorney, Agent, or Firm* — Edell, Shapiro & Finnan,
LLC

(57) **CLAIM**

The ornamental design for a water pitcher, as shown and
described.

DESCRIPTION

FIG. 1 is a perspective view of a water pitcher showing our
new design.
FIG. 2 is a top view thereof;
FIG. 3 is a bottom view thereof;
FIG. 4 is a left side view thereof;
FIG. 5 is a right side view thereof;
FIG. 6 is a front view thereof; and,
FIG. 7 is a back view thereof.
The broken lines in the drawings depict portions of the water
pitcher that form no part of the claimed design.

1 Claim, 7 Drawing Sheets



(56)

References Cited

U.S. PATENT DOCUMENTS

D823,042	S	*	7/2018	Bell	D7/318
D833,795	S	*	11/2018	Bell	D7/318
D834,362	S		11/2018	Bell et al.		
10,178,921	B1	*	1/2019	Rinker	B65D 51/24
D882,322	S	*	4/2020	Anderson	D7/317
D889,182	S	*	7/2020	Zhang	D7/318
D891,168	S	*	7/2020	Zou	D7/319
2011/0300275	A1	*	12/2011	Lackey	C02F 1/003 426/431

* cited by examiner



FIG. 1

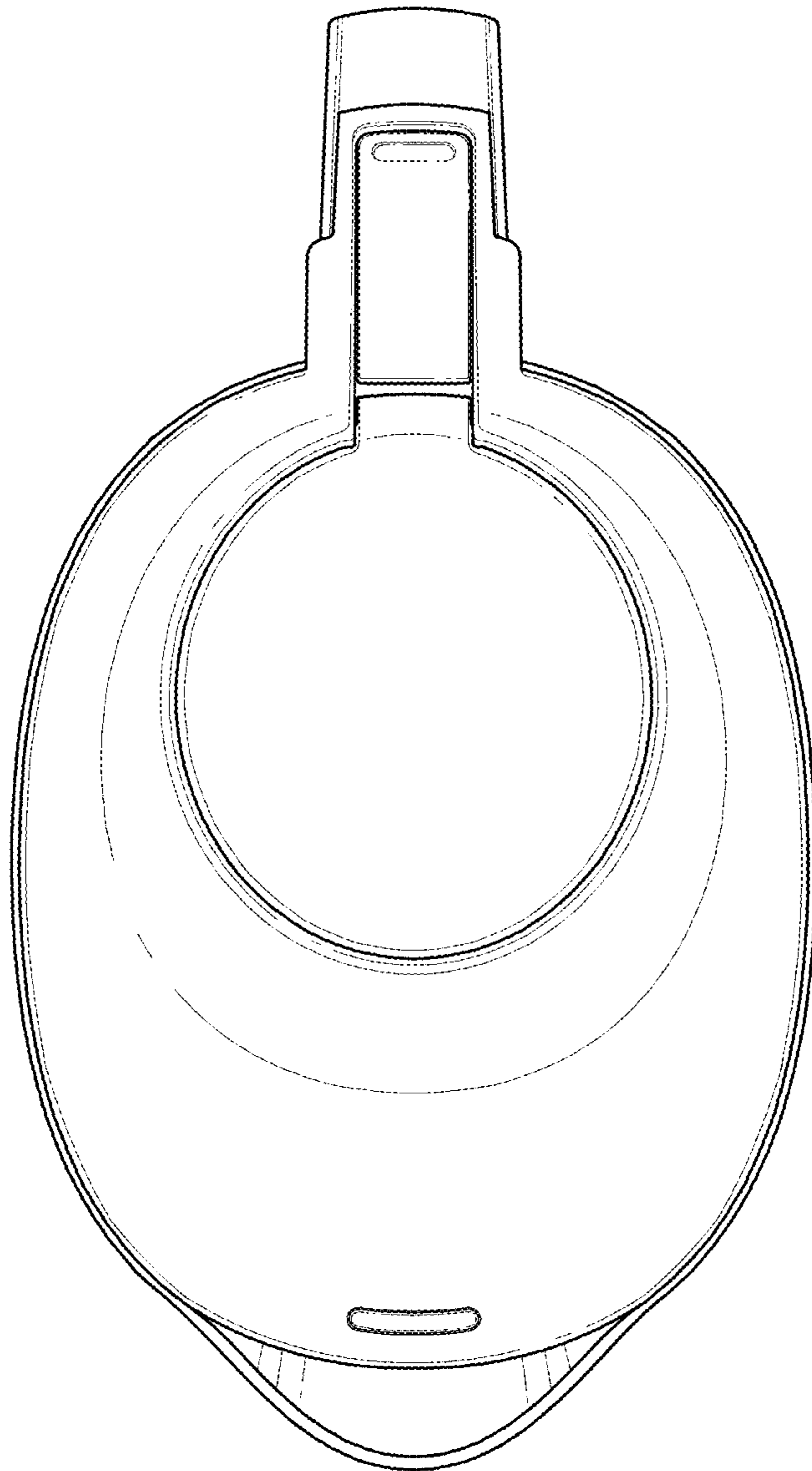


FIG. 2

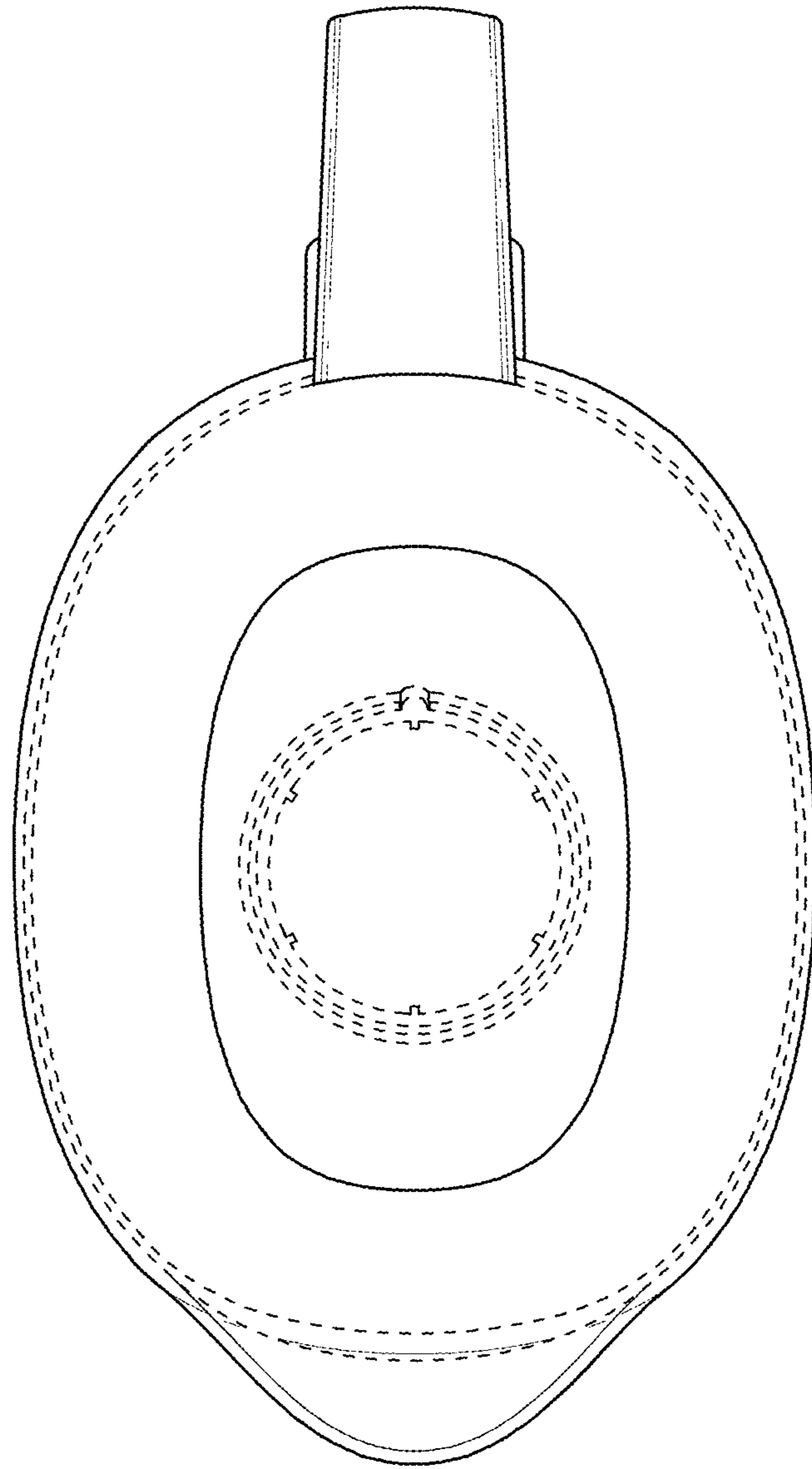


FIG. 3



FIG. 4



FIG. 5

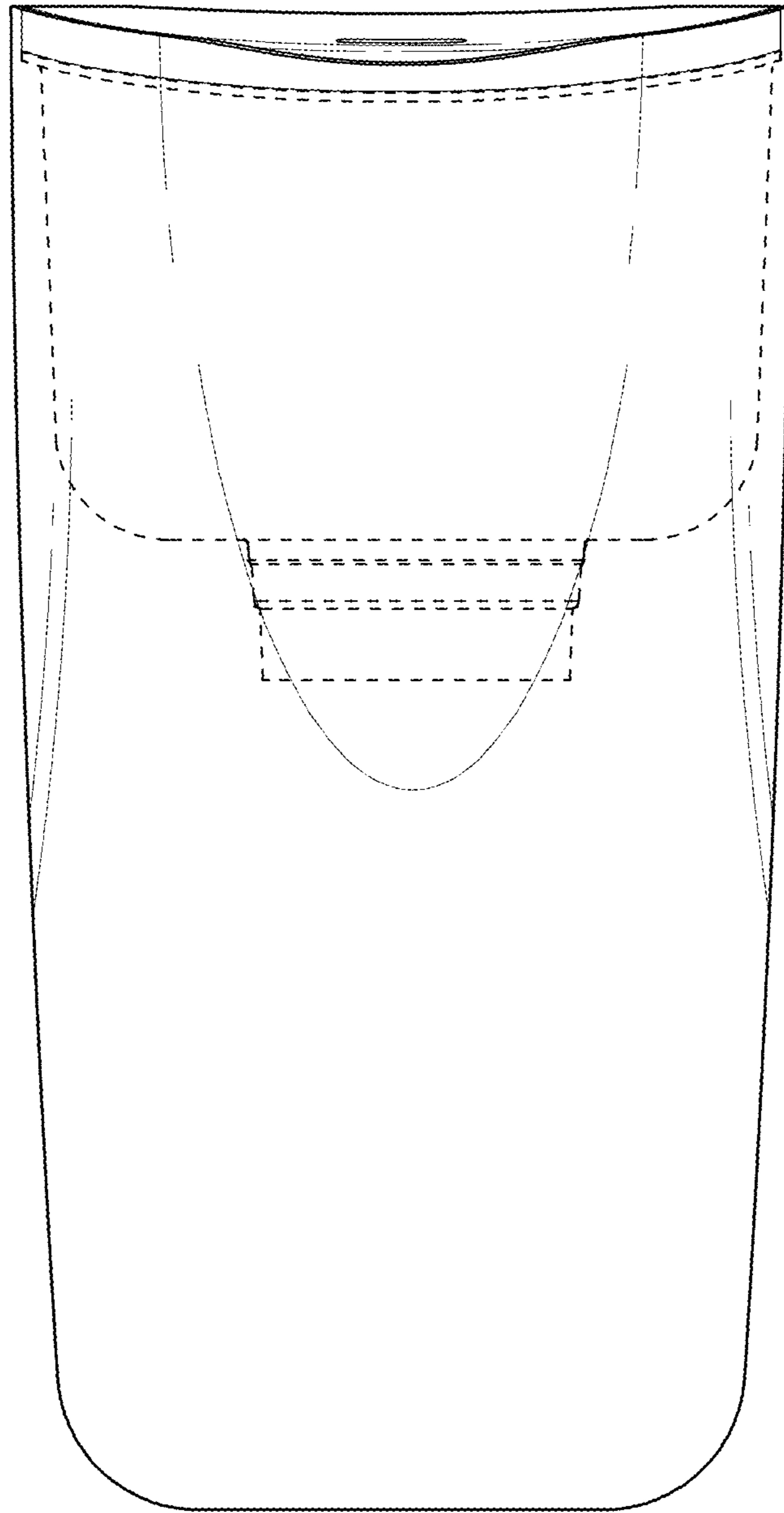


FIG. 6

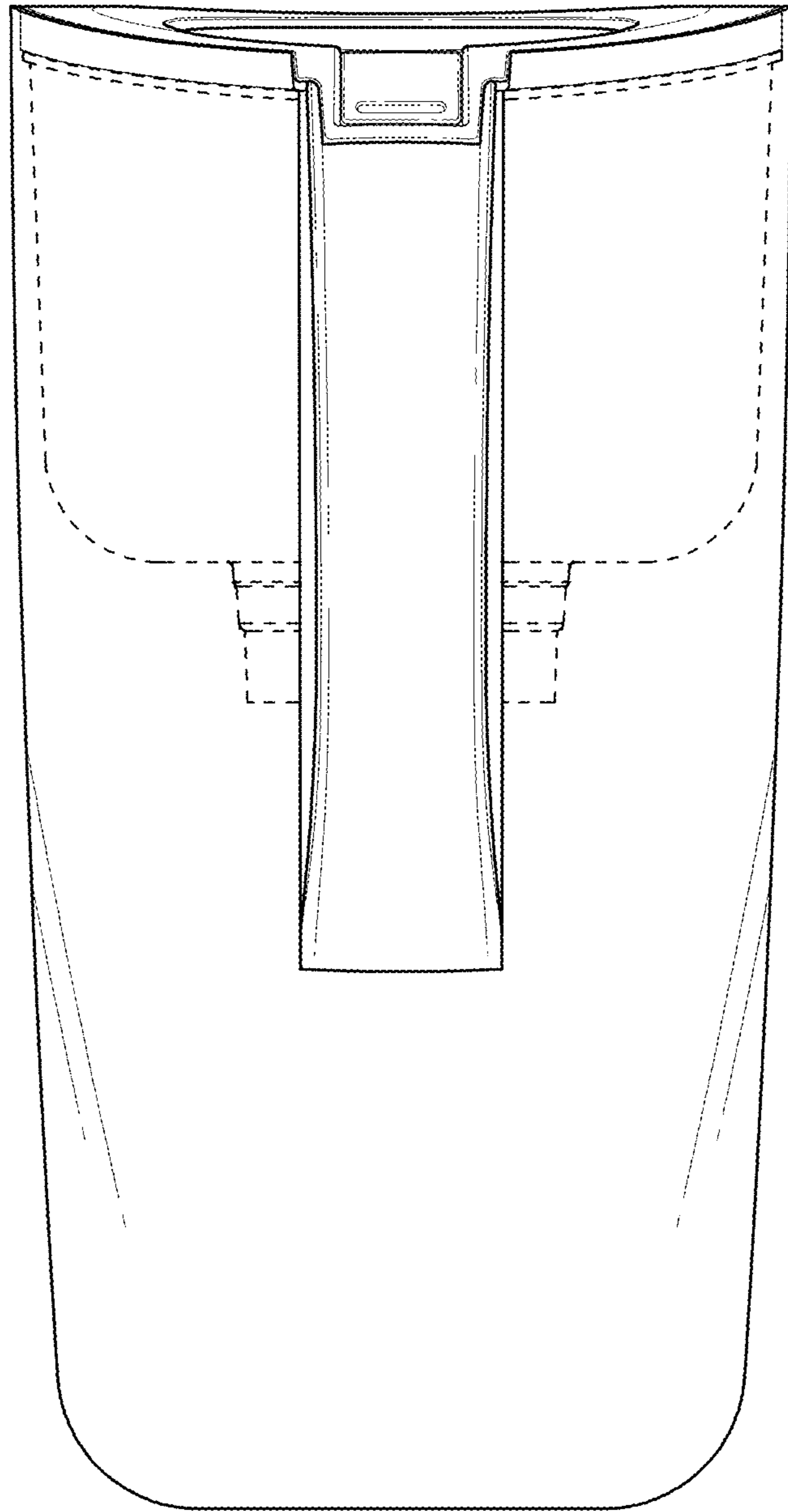


FIG. 7