



US00D963385S

(12) **United States Design Patent**
Deng

(10) **Patent No.:** **US D963,385 S**

(45) **Date of Patent:** **** Sep. 13, 2022**

(54) **UKULELE HANGER RACK**

(71) Applicant: **Ganxian Deng**, Shenzhen (CN)

(72) Inventor: **Ganxian Deng**, Shenzhen (CN)

(**) Term: **15 Years**

(21) Appl. No.: **29/812,521**

(22) Filed: **Oct. 21, 2021**

(51) **LOC (13) Cl.** **06-06**

(52) **U.S. Cl.**
USPC **D6/682; D3/204**

(58) **Field of Classification Search**
USPC D6/675, 682, 682.2, 700-701; D17/14,
D17/20; D3/204

CPC A47B 19/002; A47B 2019/004; A47F
7/0021; A47F 5/16; G10G 13/10
See application file for complete search history.

(56) **References Cited**

U.S. PATENT DOCUMENTS

D279,851 S	*	7/1985	Willis	D6/682.3
D510,208 S	*	10/2005	Klimas	D14/218
D626,170 S	*	10/2010	McNeely	D17/99
D706,561 S	*	6/2014	Buller	D6/682
D709,308 S	*	7/2014	Buller	D6/682
D720,564 S	*	1/2015	Buller	D6/682

D729,618 S	*	5/2015	Bastien	D8/373
D770,817 S	*	11/2016	Bertoia	D6/682.3
D894,648 S	*	9/2020	Peng	D6/682
D901,217 S		11/2020	Li		
D937,020 S	*	11/2021	Kaicker	D6/682.3

* cited by examiner

Primary Examiner — Kelley A Donnelly

(57) **CLAIM**

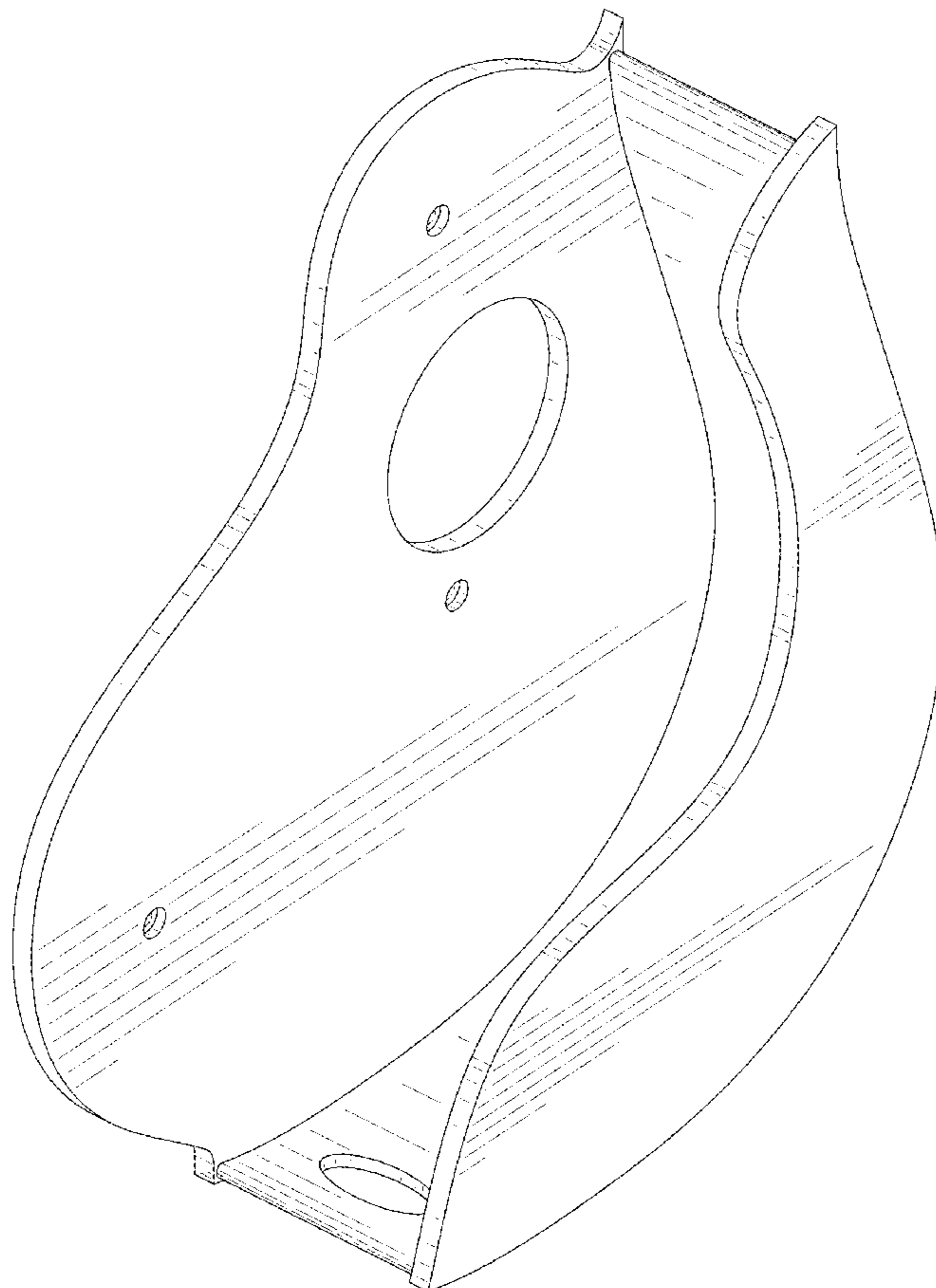
The ornamental design for an ukulele hanger rack, as shown and described.

DESCRIPTION

FIG. 1 is a perspective view of an ukulele hanger rack showing my new design; FIG. 2 is another perspective view thereof; FIG. 3 is a front elevational view thereof; FIG. 4 is a rear elevational view thereof; FIG. 5 is a left side elevational view thereof; FIG. 6 is a right side elevational view thereof; FIG. 7 is a top plan view thereof; and, FIG. 8 is a bottom plan view thereof.

The broken lines in the drawings depict portions of the ukulele hanger rack that form no part of the claimed design.

1 Claim, 8 Drawing Sheets



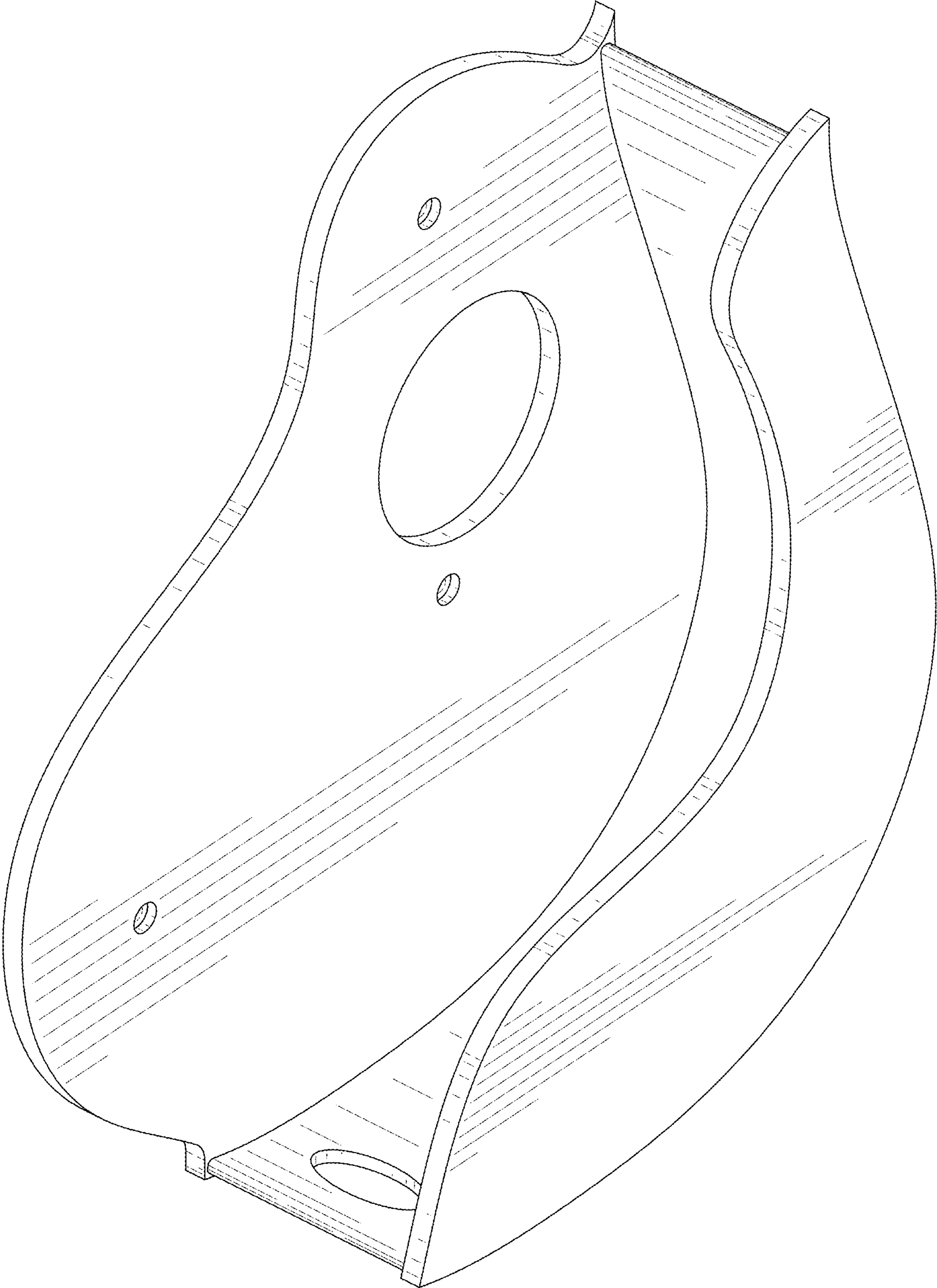


FIG. 1




FIG. 2

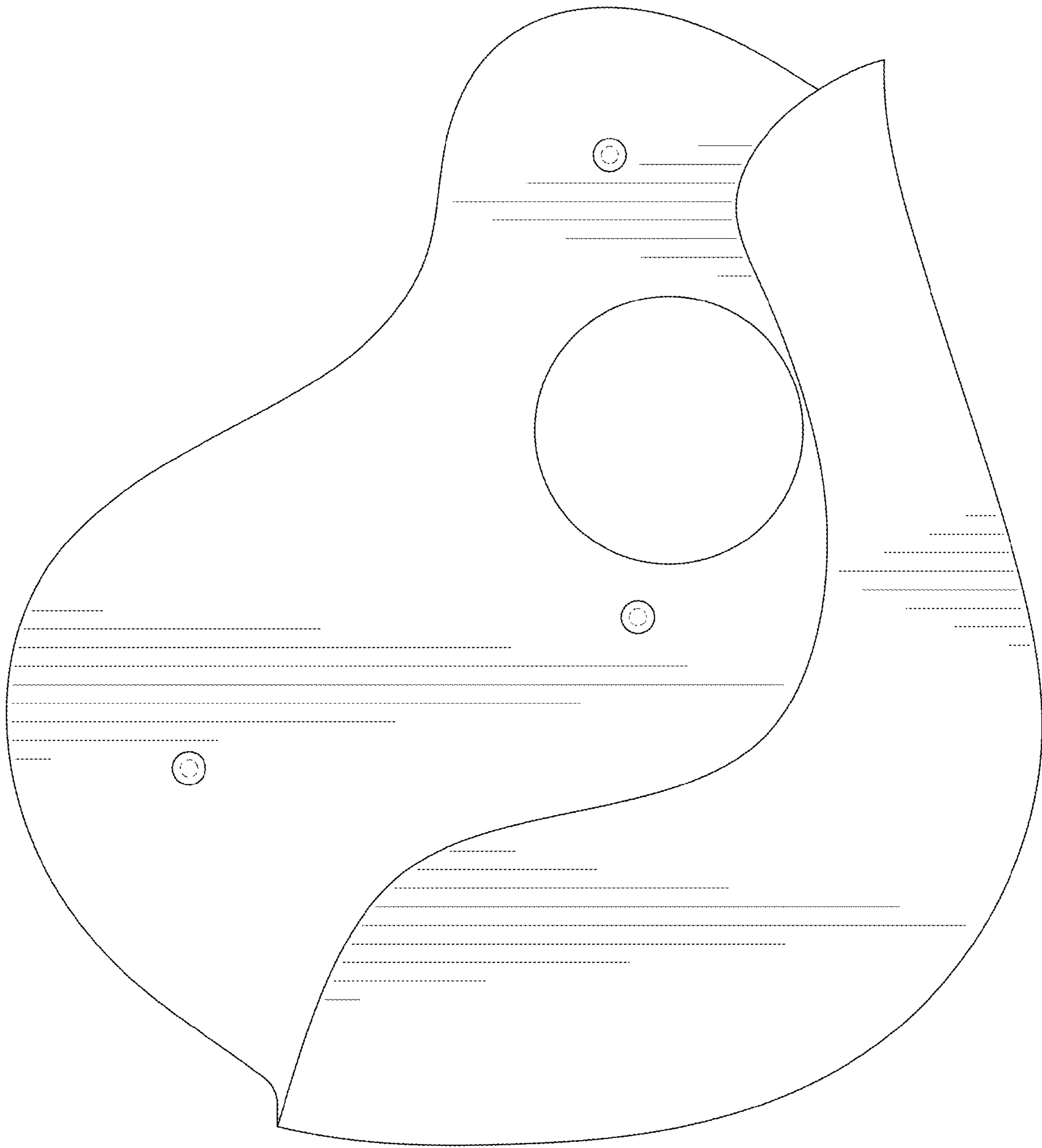


FIG. 3

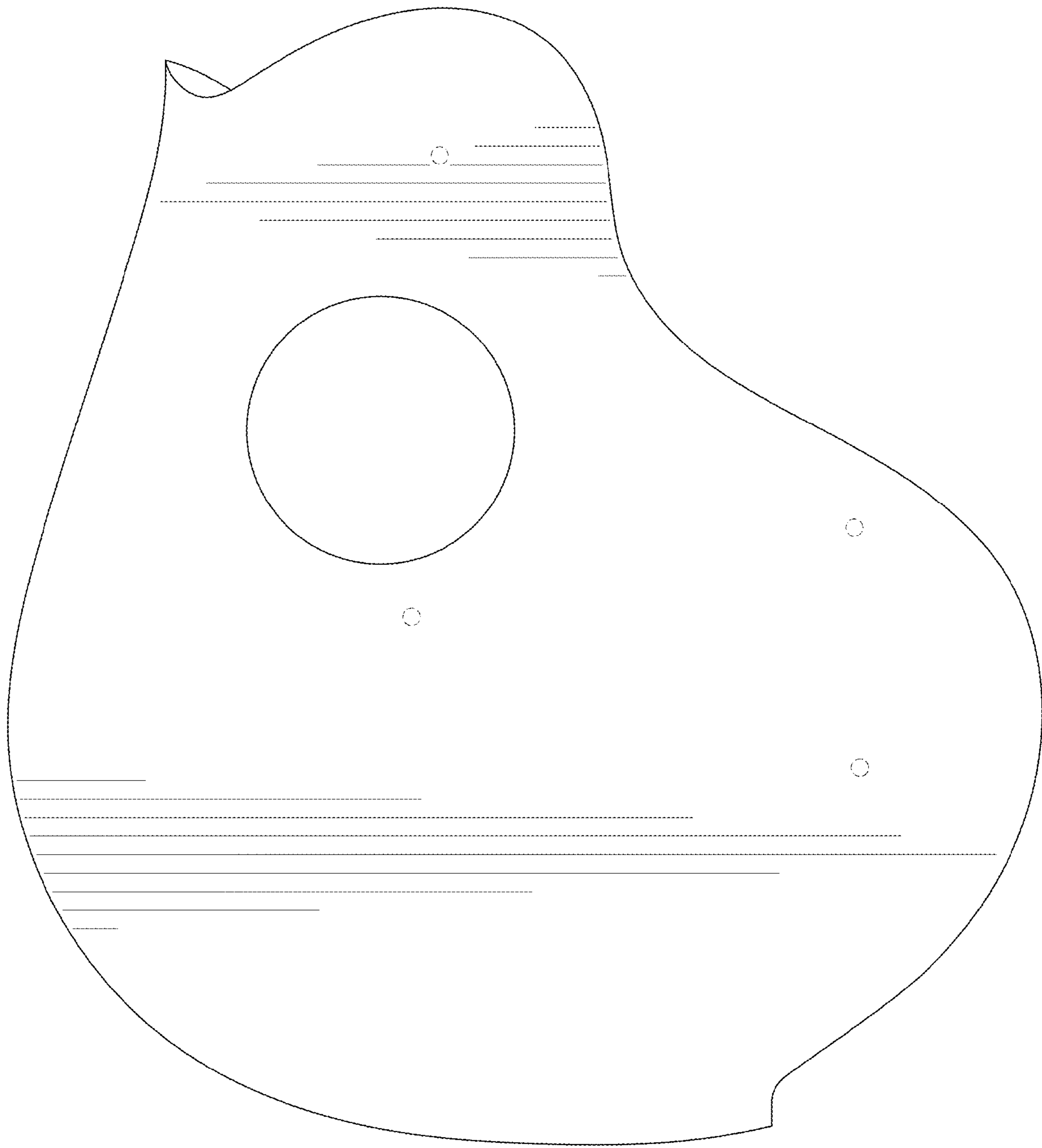


FIG. 4




FIG. 5




FIG. 6

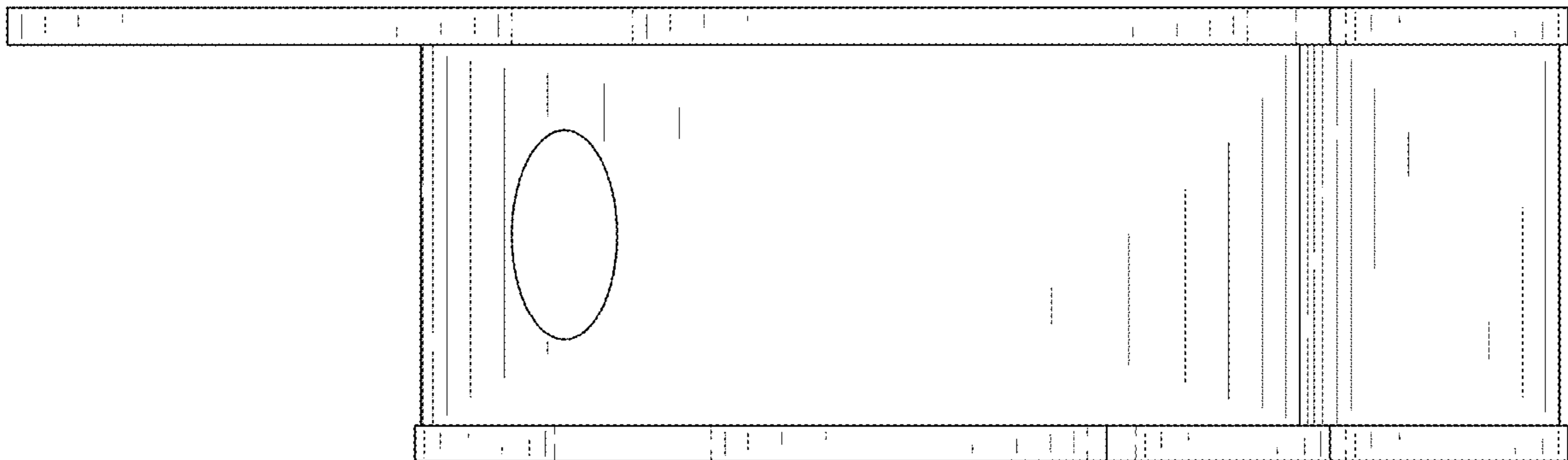


FIG. 7

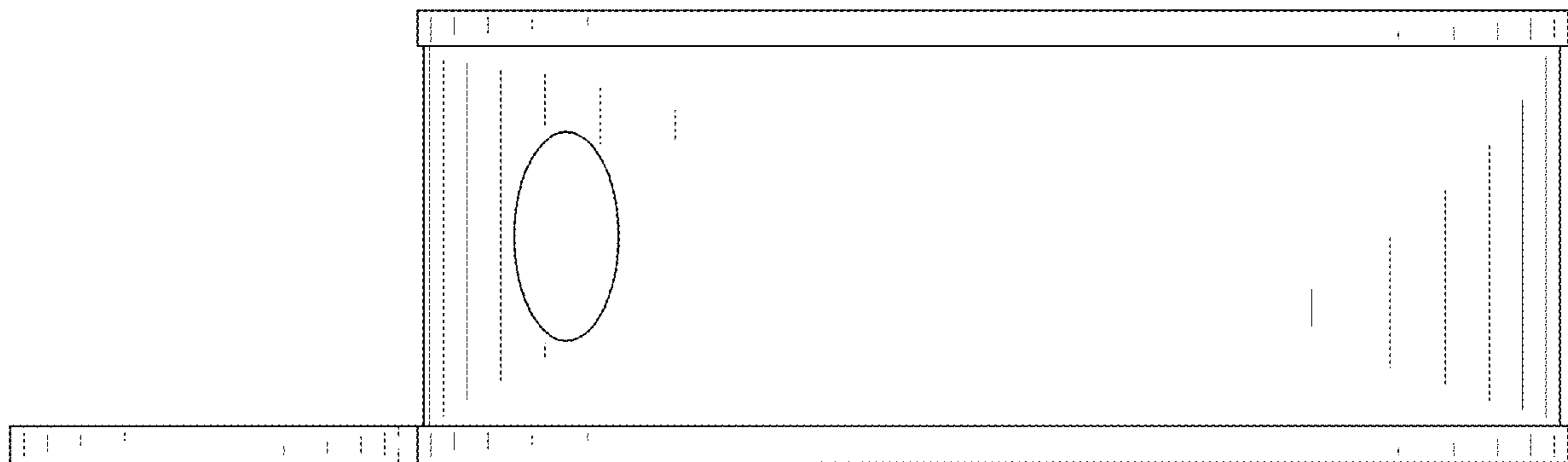


FIG. 8