

US00D963379S

(12) **United States Design Patent** (10) **Patent No.:** **US D963,379 S**
Campbell et al. (45) **Date of Patent:** **** Sep. 13, 2022**

(54) **WORKSTATION**
(71) Applicant: **Signature Healthcare, LLC**,
Louisville, KY (US)
(72) Inventors: **Clay Campbell**, Shelbyville, KY (US);
Jack D. Ferrell, Florence, KY (US);
Sidney Medlock, Portland, TN (US);
Spencer Smith, Cleveland, TN (US);
Lori Coleman, Franklin, TN (US)

5,228,579 A 7/1993 Kaufman
D339,482 S 9/1993 Naylor
5,435,728 A 7/1995 Fula et al.
D364,756 S * 12/1995 Felber D6/642
D377,126 S * 1/1997 Foco D6/642
D377,277 S * 1/1997 Jacobs D6/642
(Continued)

(73) Assignee: **Signature Healthcare, LLC**,
Louisville, KY (US)
(**) Term: **15 Years**

(21) Appl. No.: **29/699,388**
(22) Filed: **Jul. 25, 2019**
(51) **LOC (13) Cl.** **06-03**
(52) **U.S. Cl.**
USPC **D6/641; D6/642**
(58) **Field of Classification Search**
USPC D6/641, 642, 643, 648.3, 653, 653.1,
D6/657, 664, 672, 673, 675.3, 684, 698,
D6/699
CPC . B25H 3/00; B25H 3/028; B25H 1/04; B25H
1/08; B25H 1/12; A47F 5/0846; A47F
5/0018; A47B 46/00; A47B 83/001; A47B
2220/01
See application file for complete search history.

(56) **References Cited**
U.S. PATENT DOCUMENTS
D25,733 S * 6/1896 Thomas D6/664
3,078,133 A * 2/1963 Schauer A47B 46/00
312/321.5
4,272,136 A 6/1981 Sengua
4,365,854 A 12/1982 Waller
4,478,467 A 10/1984 Tyndall
D282,421 S * 2/1986 Lewellen D6/642
5,205,629 A * 4/1993 Simons A47B 17/033
312/228

OTHER PUBLICATIONS

“Custom Workbench and Hutch with Metal Slatwall.” Found online
Sep. 24, 2021 at www.youtube.com. Video published Apr. 6, 2015.
Retrieved from URL: <https://www.youtube.com/watch?v=r1wyGFw1P4k> (Year: 2015).*
(Continued)

Primary Examiner — Mary Ann Calabrese
Assistant Examiner — Katelin G Kloberg
(74) *Attorney, Agent, or Firm* — Carrithers Law Office,
PLLC

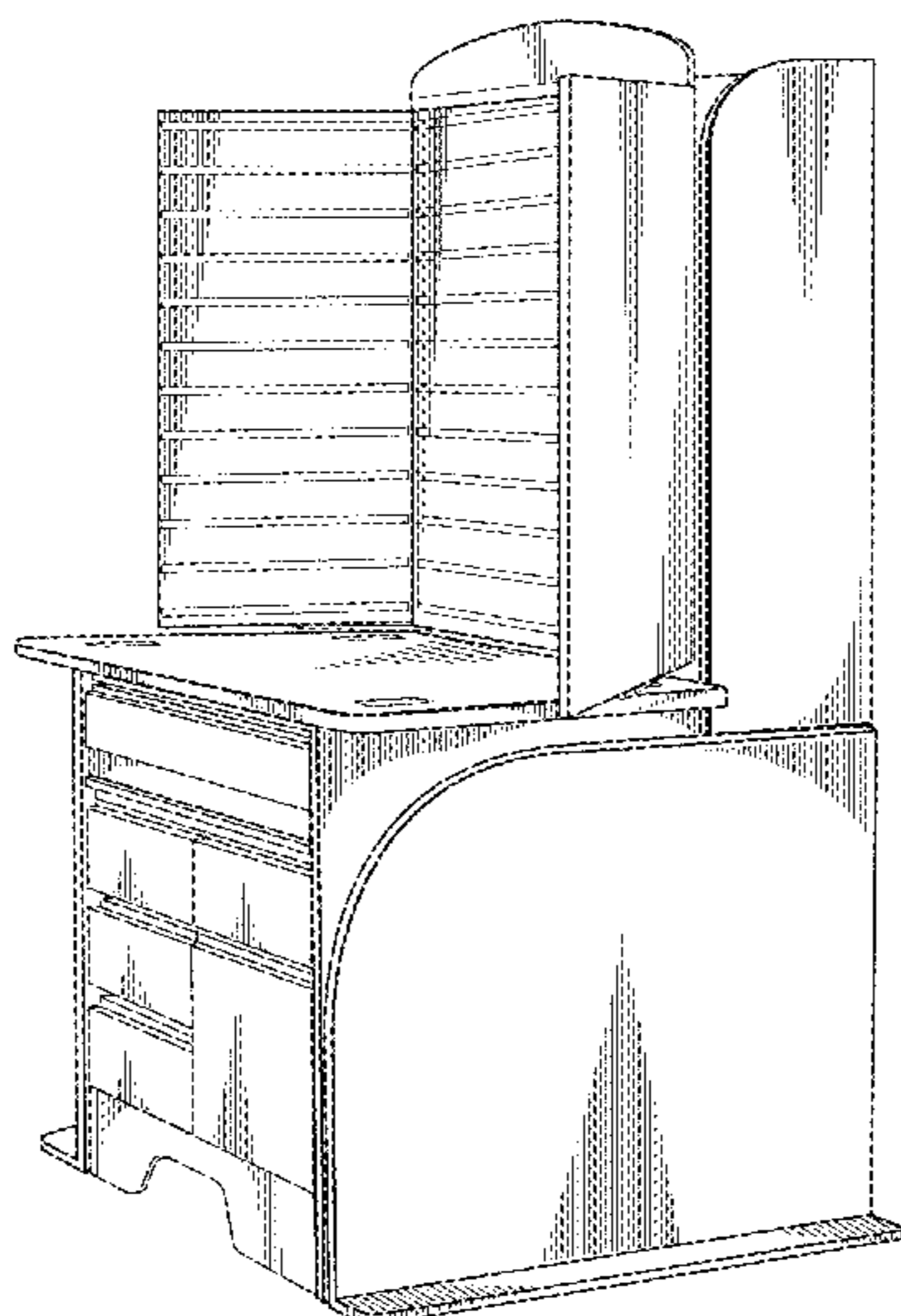
(57) **CLAIM**

The ornamental design for a workstation, as shown and
described.

DESCRIPTION

FIG. 1 is a perspective view of a workstation showing our
new design;
FIG. 2 is a front elevation view thereof;
FIG. 3 is a left side elevation view thereof;
FIG. 4 is a right side elevation view thereof;
FIG. 5 is a top plan view thereof;
FIG. 6 is a bottom plan view thereof;
FIG. 7 is a rear elevation view thereof; and,
FIG. 8 is an exploded perspective view of the workstation,
showing the mobile cart pulled away from the slat wall
docking station.
The broken lines shown in the drawings depict portions of
the article and form no part of the claimed design.

1 Claim, 6 Drawing Sheets



(56)

References Cited

U.S. PATENT DOCUMENTS

| | | | | |
|--------------|------|---------|------------------|--------------------------|
| D385,125 | S * | 10/1997 | Zapf | D6/642 |
| D385,429 | S | 10/1997 | Biggel et al. | |
| 5,702,115 | A | 12/1997 | Pool | |
| D391,415 | S * | 3/1998 | O'Sullivan | D6/648.3 |
| D420,838 | S * | 2/2000 | Riga | D6/675.3 |
| 6,325,223 | B1 * | 12/2001 | Hannen | A47F 5/0846 211/87.01 |
| 6,926,160 | B2 | 8/2005 | Perkins et al. | |
| 6,926,376 | B2 * | 8/2005 | Arent | B25H 1/02 312/194 |
| 7,063,534 | B2 | 6/2006 | Hylan | |
| 7,296,695 | B2 | 11/2007 | Perkins et al. | |
| 7,665,811 | B2 | 2/2010 | Johanning | |
| 8,210,548 | B1 | 7/2012 | Agyemang | |
| 10,188,477 | B1 | 1/2019 | Norman | |
| 2004/0124751 | A1 * | 7/2004 | Arent | B25H 1/02 312/249.9 |
| 2007/0126319 | A1 | 6/2007 | Bauer et al. | |

OTHER PUBLICATIONS

“Husky 46 in. Pegboard Back Wall for Mobile Workbench.” Found online Sep. 24, 2021 at www.homedepot.com. Product reviewed Aug. 22, 2015. Retrieved from URL: <https://www.homedepot.com/p/Husky-46-in-Pegboard-Back-Wall-for-Mobile-Workbench-D6TC09001/205566602#overlay> (Year: 2015).*

* cited by examiner




FIG. 1

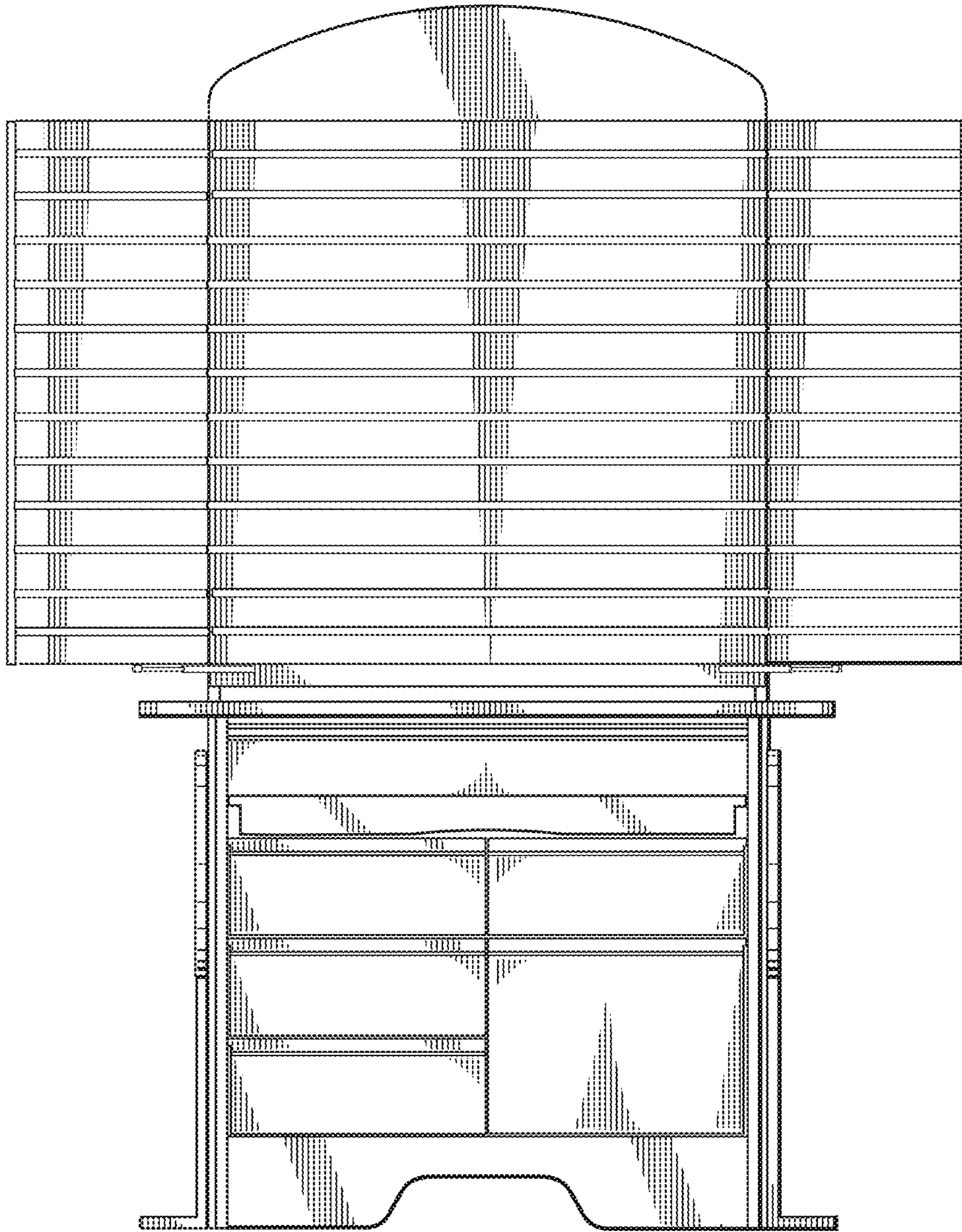


FIG. 2

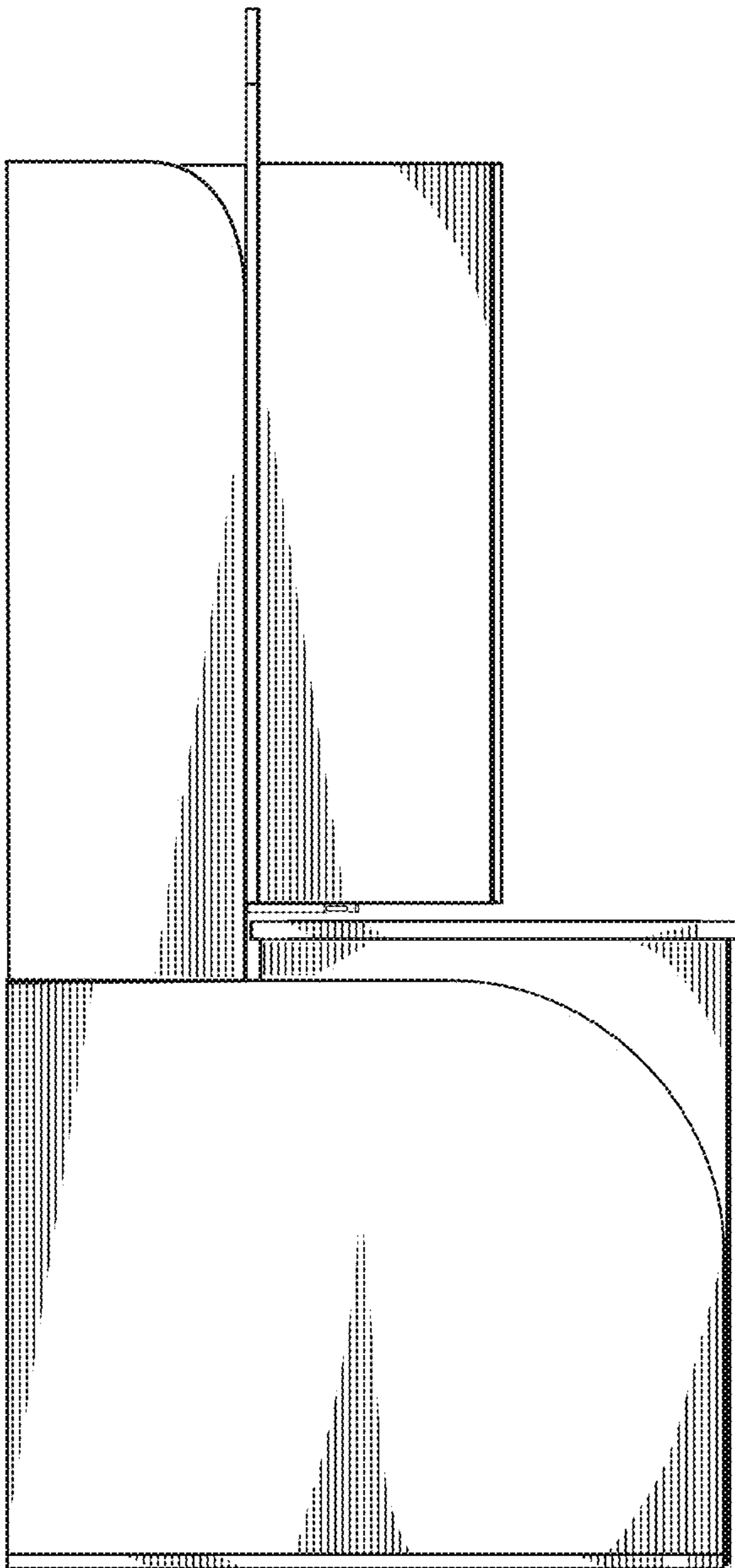


FIG. 3

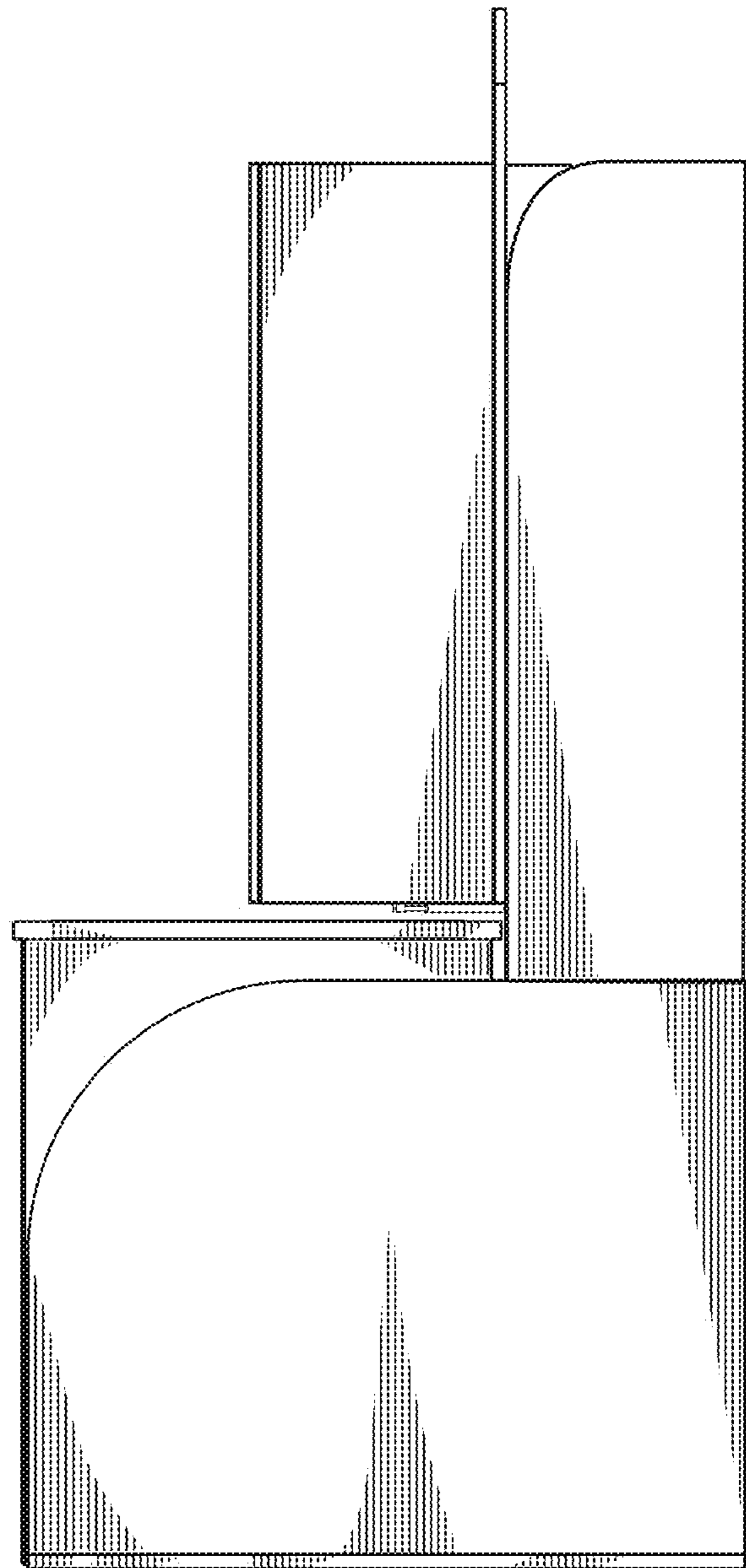


FIG. 4

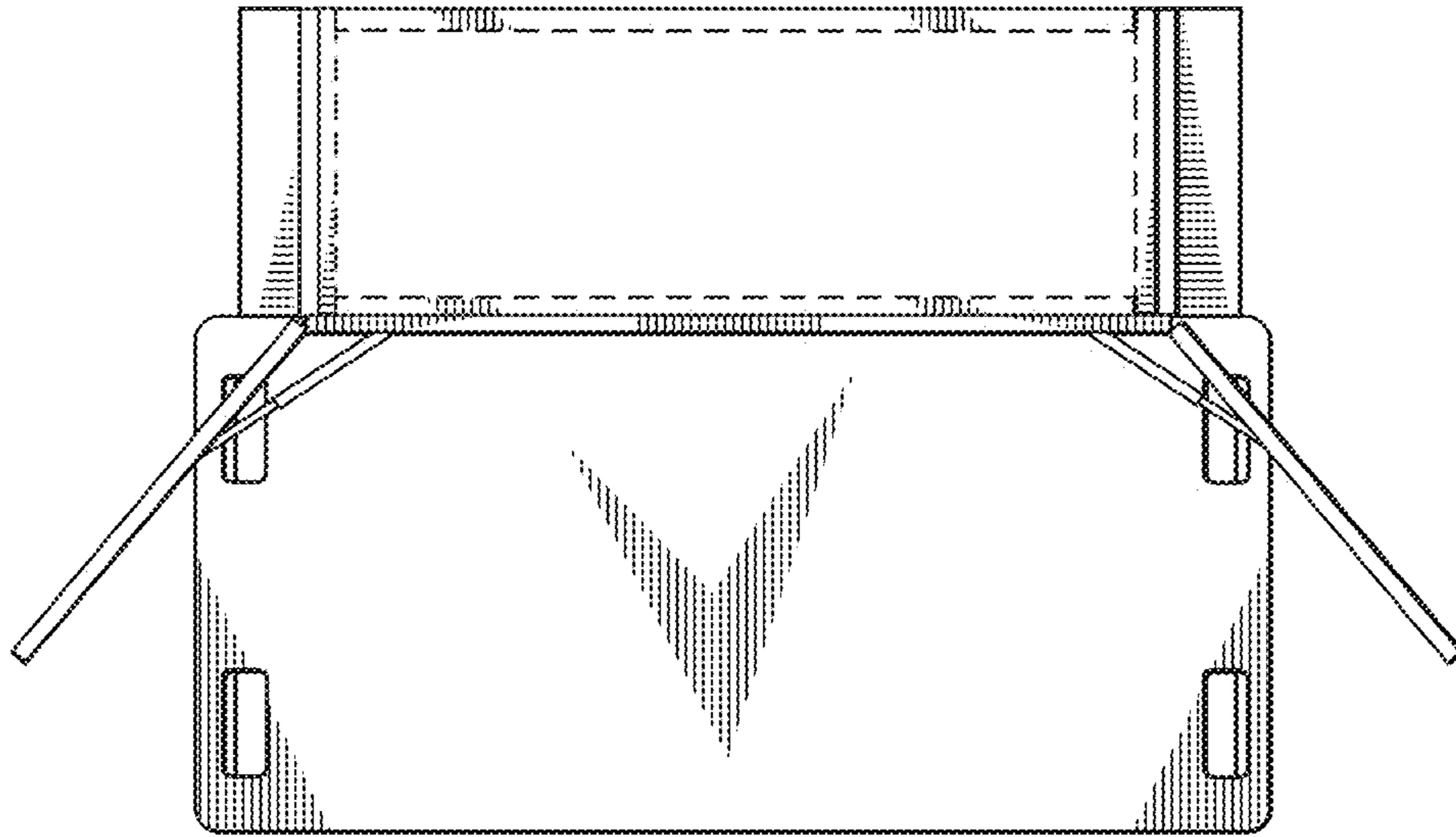


FIG. 5




FIG. 6

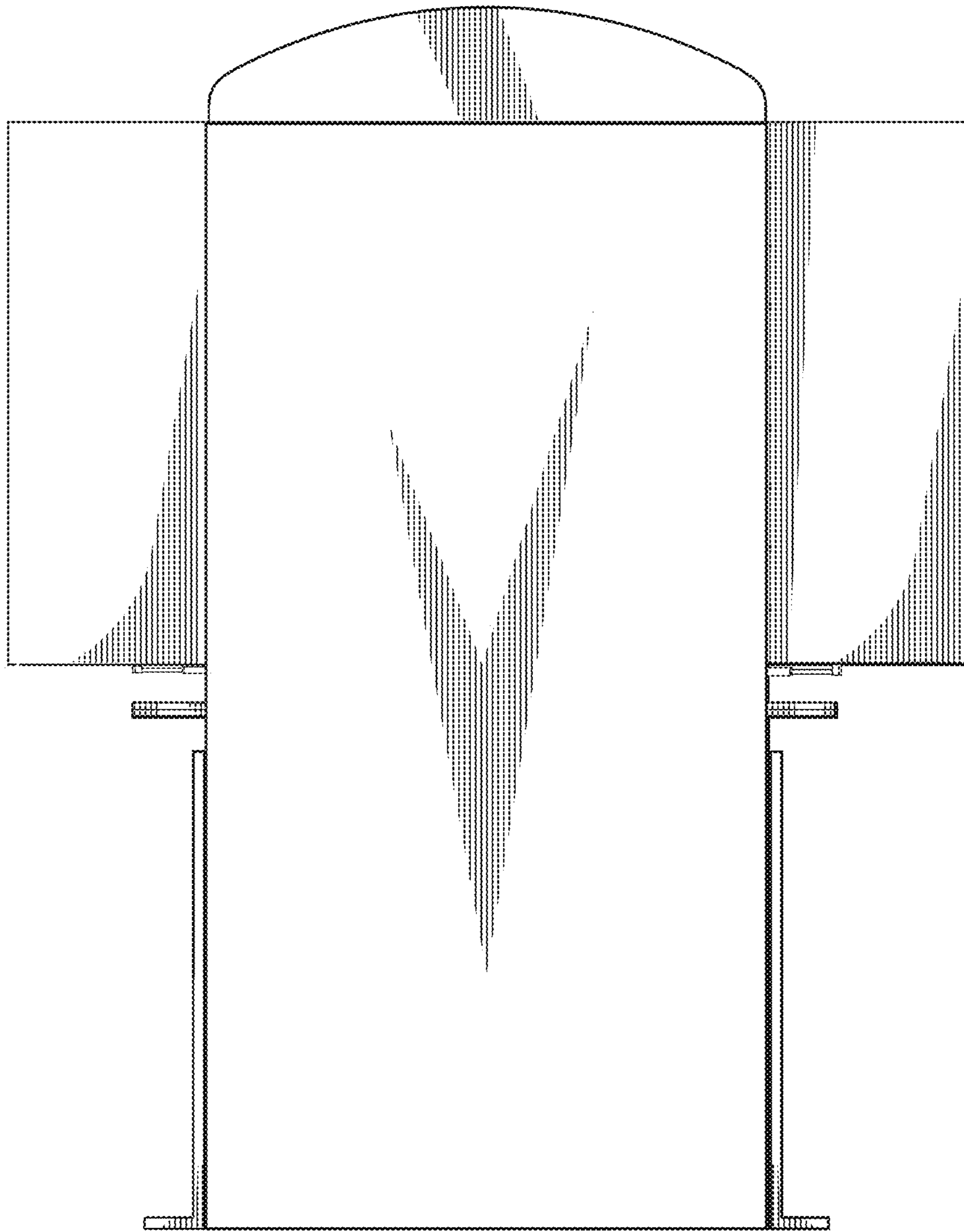


FIG. 7




FIG. 8