



US00D963375S

(12) **United States Design Patent** (10) **Patent No.:** **US D963,375 S**
Lin (45) **Date of Patent:** **** Sep. 13, 2022**

(54) **RUG CORNER GRIPPER**
(71) Applicant: **Shenzhen FuXin Industrial Co., Ltd,**
Guangdong (CN)
(72) Inventor: **Shubin Lin,** Guangdong (CN)
(**) Term: **15 Years**
(21) Appl. No.: **29/775,091**

(22) Filed: **Mar. 22, 2021**
(51) **LOC (13) Cl.** **06-11**
(52) **U.S. Cl.**
USPC **D6/587**
(58) **Field of Classification Search**
USPC D6/582-584, 586-588, 592; D21/792
CPC A47G 27/0206; A47G 27/0212; A47G
27/0218; A47G 27/0225; A47G 27/0237;
A47G 27/025; A47G 27/0281; A47G
27/0468; A47G 9/062; A62B 6/00; A62B
21/4037; A47K 3/002; A47K 3/003;
A47L 19/00; A47L 19/02
See application file for complete search history.

(56) **References Cited**
U.S. PATENT DOCUMENTS
D289,432 S * 4/1987 Vardey A63B 21/0407
D25/107
5,243,722 A * 9/1993 Gusakov A61G 5/1043
297/DIG. 3
D666,837 S * 9/2012 Elser D5/58
D706,058 S * 6/2014 Robbins, III D6/582
D713,654 S * 9/2014 Robbins, III D6/582

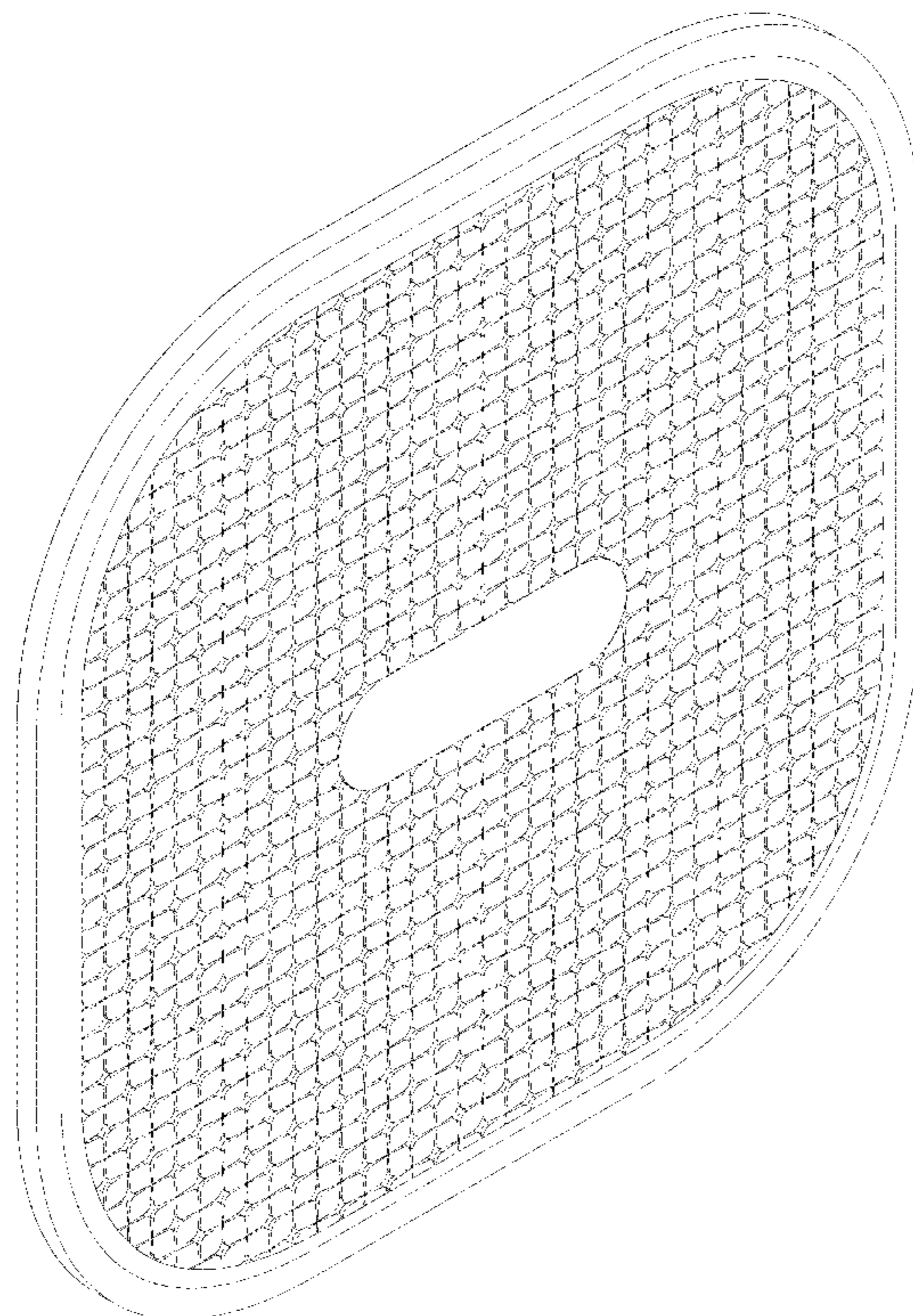
D735,494 S * 8/2015 Wendling D6/583
9,935,224 B2 * 4/2018 Baccini H01L 31/049
D838,500 S * 1/2019 Mazumder D5/58
D847,536 S * 5/2019 Patton D6/582
D899,148 S * 10/2020 Liu D6/604
D923,966 S * 7/2021 Wu D6/582
D940,478 S * 1/2022 Scorgie D5/58
D946,306 S * 3/2022 Thelin D6/582
D953,427 S * 5/2022 Huang D20/11
2022/0118307 A1 * 4/2022 Chapman A63B 21/0407

* cited by examiner
Primary Examiner — Kevin K Rudzinski
Assistant Examiner — Clare Ann Gannon
(74) *Attorney, Agent, or Firm* — Prakash Nama; Global
IP Services, PLLC

(57) **CLAIM**
The ornamental design for a rug corner gripper, as shown
and described.

DESCRIPTION
FIG. 1 is a front elevational view of a rug corner gripper
showing my new design;
FIG. 2 is a rear elevational view thereof;
FIG. 3 is a left side view thereof;
FIG. 4 is a right side view thereof;
FIG. 5 is a top plan view thereof;
FIG. 6 is a bottom plan view thereof; and,
FIG. 7 is a perspective view thereof.

1 Claim, 5 Drawing Sheets



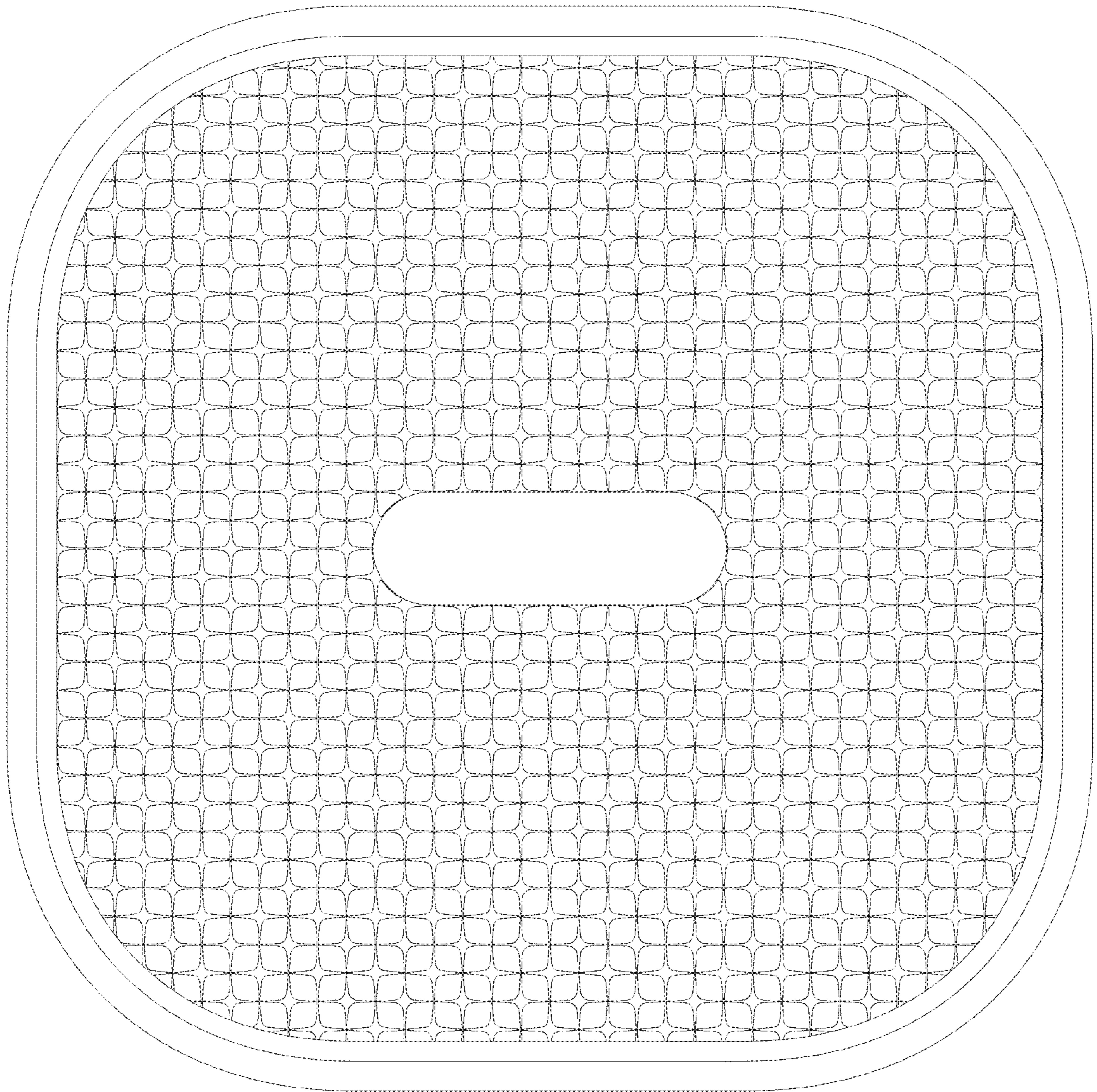


FIG. 1



FIG. 2




FIG. 3

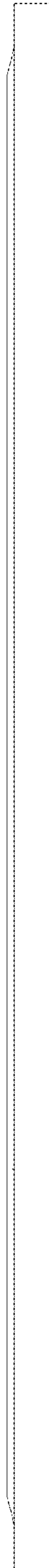


FIG. 4

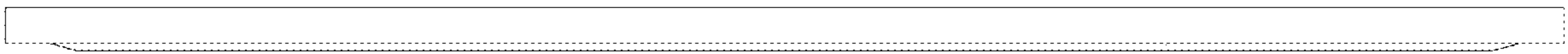


FIG. 5

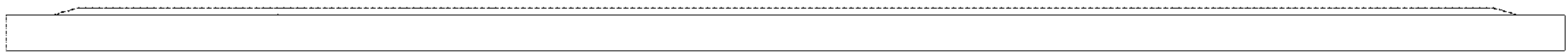


FIG. 6

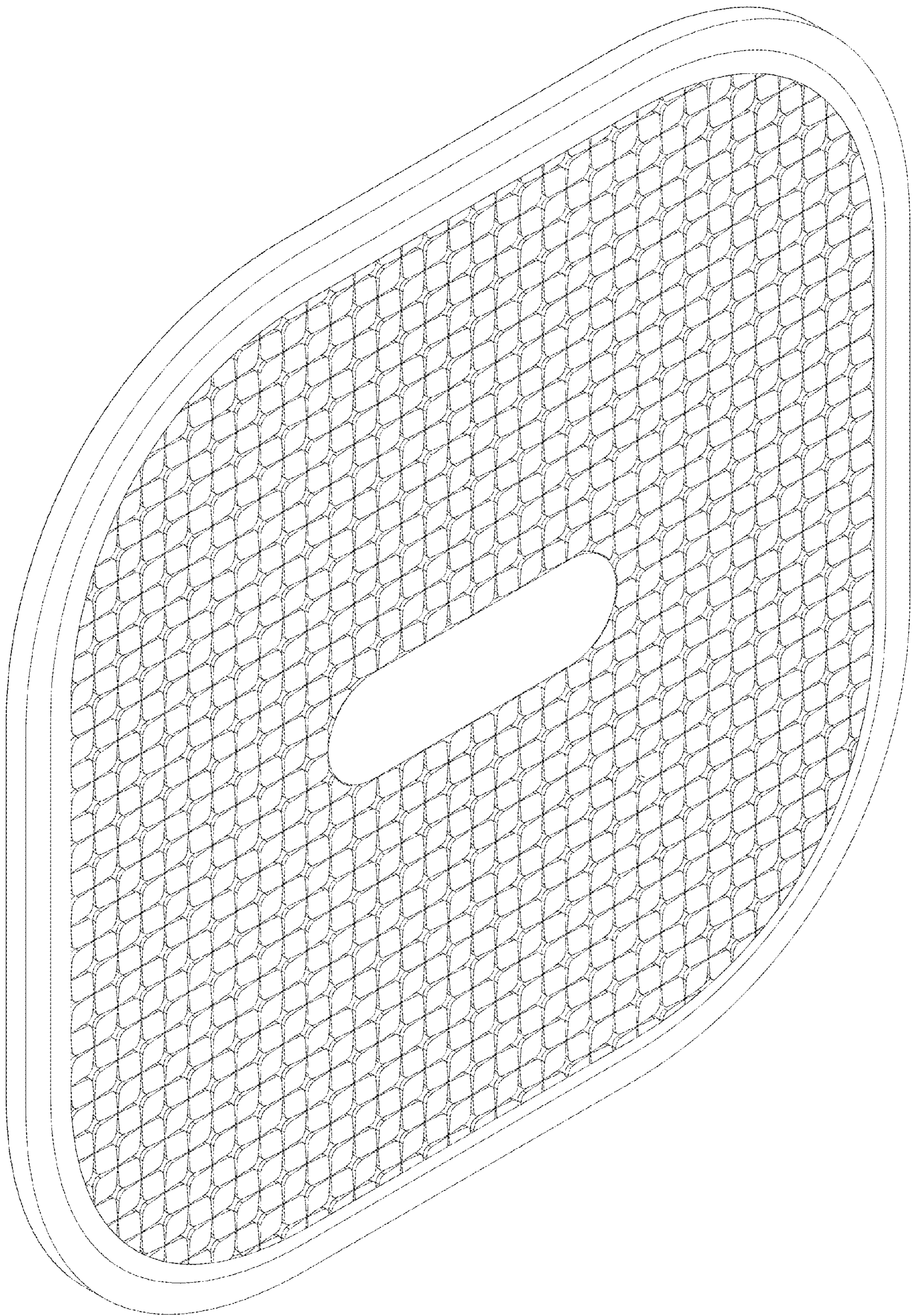


FIG. 7