



US00D963374S

(12) **United States Design Patent** (10) **Patent No.:** **US D963,374 S**
Hu (45) **Date of Patent:** **** Sep. 13, 2022**

(54) **SHELF SET**
(71) Applicant: **Shenzhen Hongze Technology Co., Ltd.**, Guangdong (CN)
(72) Inventor: **Zhi Hu**, Guangdong (CN)
(73) Assignee: **Shenzhen Hongze Technology Co., Ltd.**, Guangdong (CN)

D620,138 S * 7/2010 Vaes D25/136
D620,139 S * 7/2010 Vaes D25/136
D620,142 S * 7/2010 Vaes D25/136
D623,771 S * 9/2010 Vaes D25/136
D623,772 S * 9/2010 Vaes D25/136
D666,326 S * 8/2012 Sims D25/136
D764,834 S * 8/2016 Citterio D6/574
D833,174 S * 11/2018 Belokin D6/574
D837,521 S * 1/2019 Connors D3/304
D916,521 S 4/2021 Cao
D917,924 S 5/2021 Schoenherr et al.

(**) Term: **15 Years**

OTHER PUBLICATIONS

(21) Appl. No.: **29/796,341**

Amazon.com, SRIWATANA White Floating Shelves, Sep. 21, 2021, <https://www.amazon.com/SRIWATANA-Floating-Shelves-Storage-Bathroom/dp/B095WN179H/> (Year: 2021).*

(22) Filed: **Jun. 23, 2021**

(51) **LOC (13) Cl.** **06-04**

(52) **U.S. Cl.**
USPC **D6/574**

* cited by examiner

(58) **Field of Classification Search**
USPC D6/574, 512, 524, 552, 553, 572, 573, D6/569, 672, 673, 675, 675.1, 705, 560; D3/304-315, 319; 108/28-29, 152; 211/13.1, 42, 71.01, 86.01, 87.01, 88.01, 211/88.03, 90.01, 90.03, 126.1, 133.5, 211/134, 153, 182; 248/205.3, 235, 243, 248/247, 249, 250

Primary Examiner — Nathan M Johnston
(74) *Attorney, Agent, or Firm* — ScienBiziP, P.C.

CPC A47B 43/00; A47B 43/04; A47B 47/0066; A47B 47/04; A47B 63/00; A47B 69/00; A47B 71/00; B65D 51/00

(57) **CLAIM**

The ornamental design for a shelf set, as shown and described.

See application file for complete search history.

DESCRIPTION

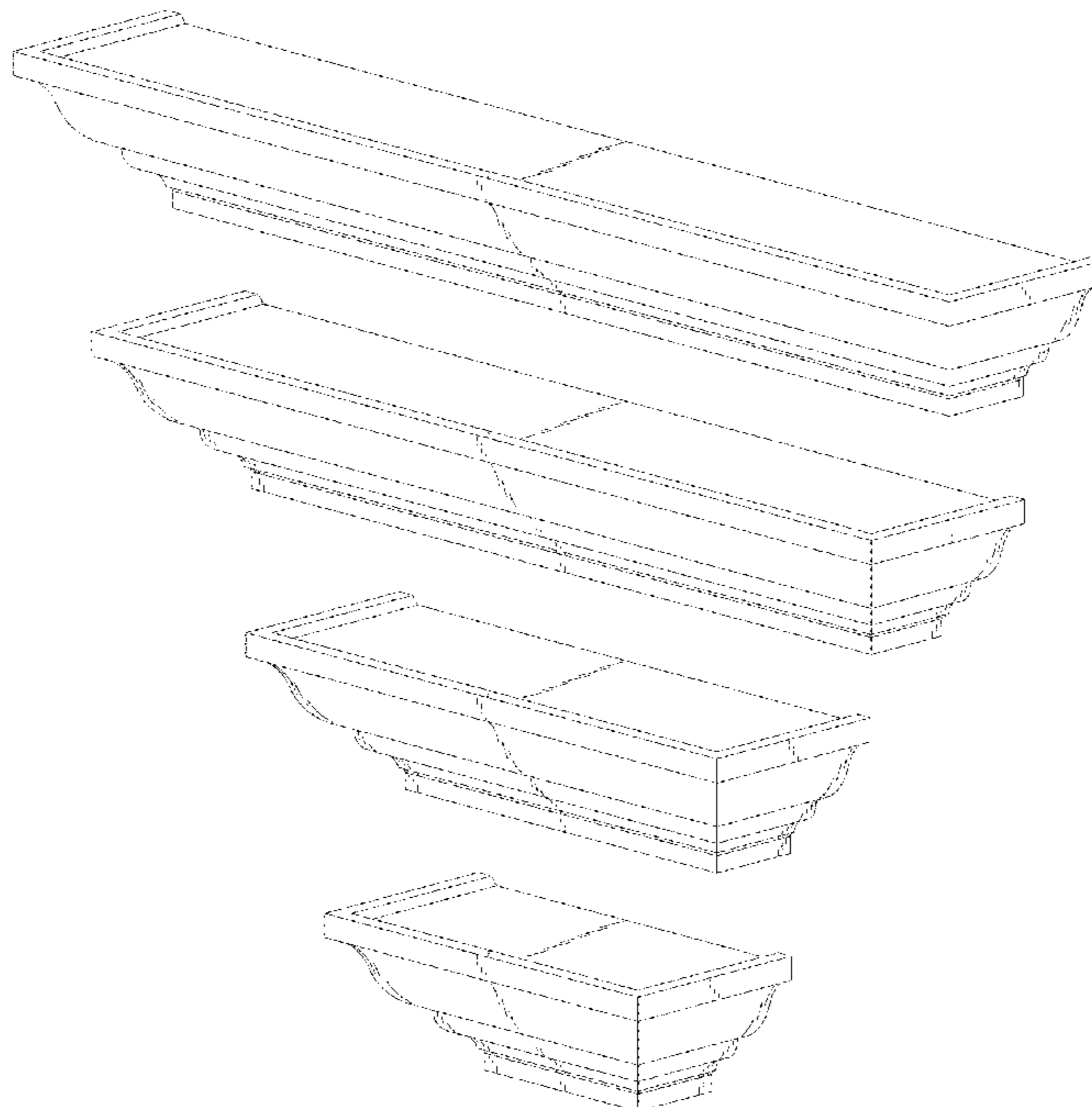
(56) **References Cited**

U.S. PATENT DOCUMENTS

D37,567 S * 9/1905 Stocker D23/404
D250,800 S * 1/1979 Trossman D6/574
D572,056 S * 7/2008 McConnell D6/705
D620,137 S * 7/2010 Vaes D25/136

FIG. 1 is a front, right, and top perspective view of a shelf set, showing my design.
FIG. 2 is a rear, right, and bottom perspective view thereof.
FIG. 3 is a front elevation view thereof.
FIG. 4 is a rear elevation view thereof.
FIG. 5 is a left side elevation view thereof.
FIG. 6 is a right side elevation view thereof.
FIG. 7 is a top plan view thereof; and,
FIG. 8 is a bottom plan view thereof.

1 Claim, 8 Drawing Sheets






FIG. 1

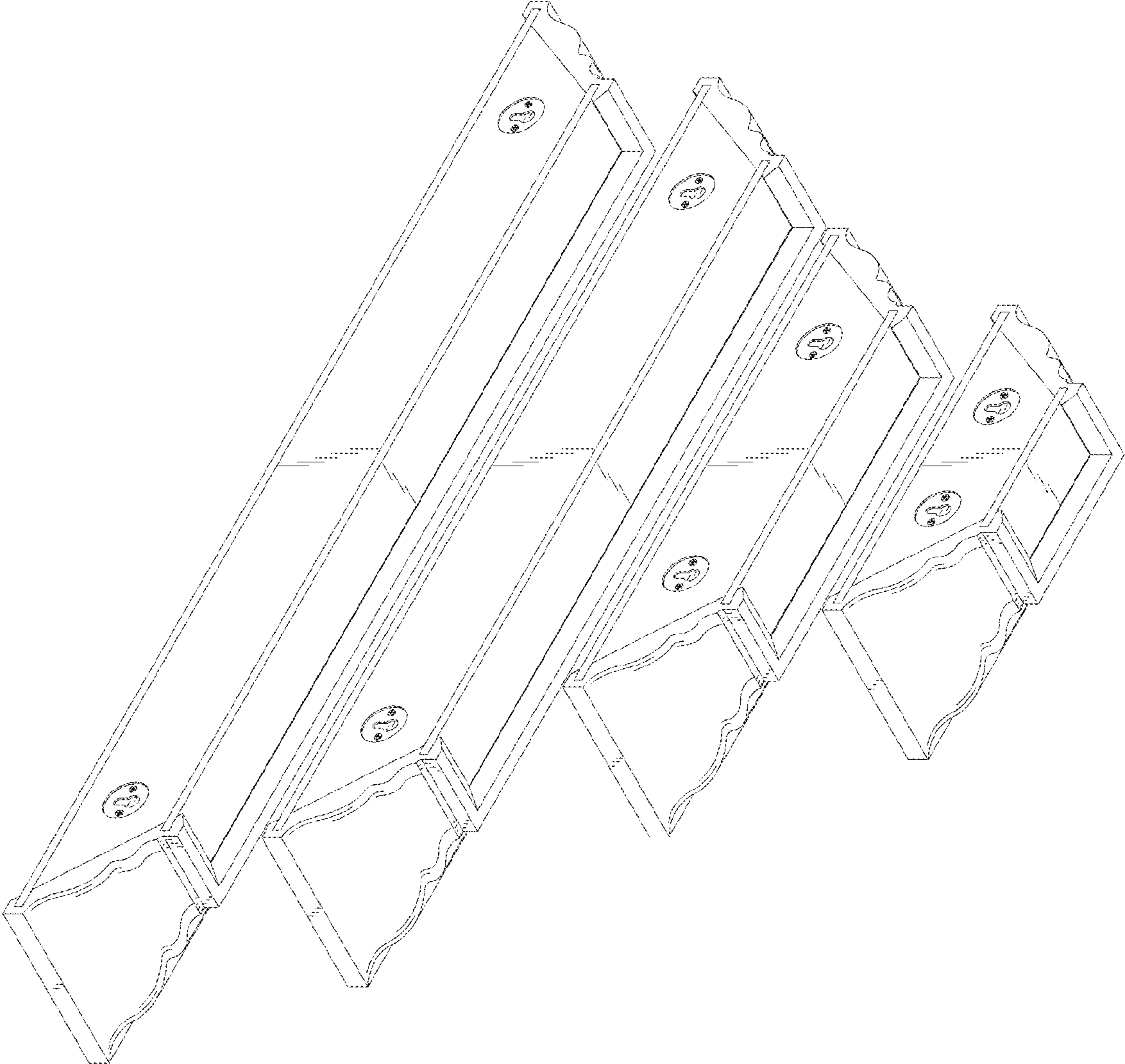


FIG. 2




FIG. 3

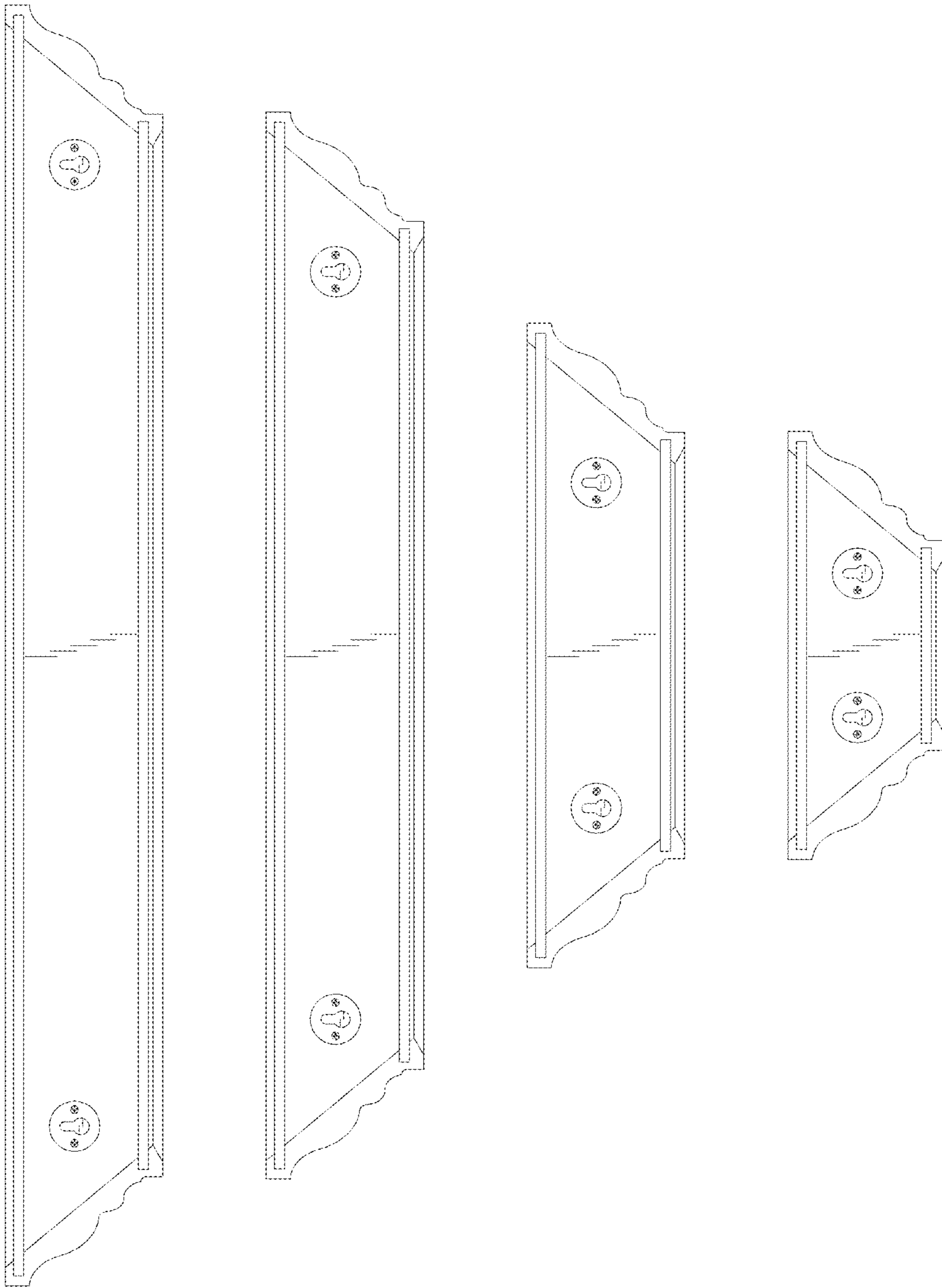


FIG.4

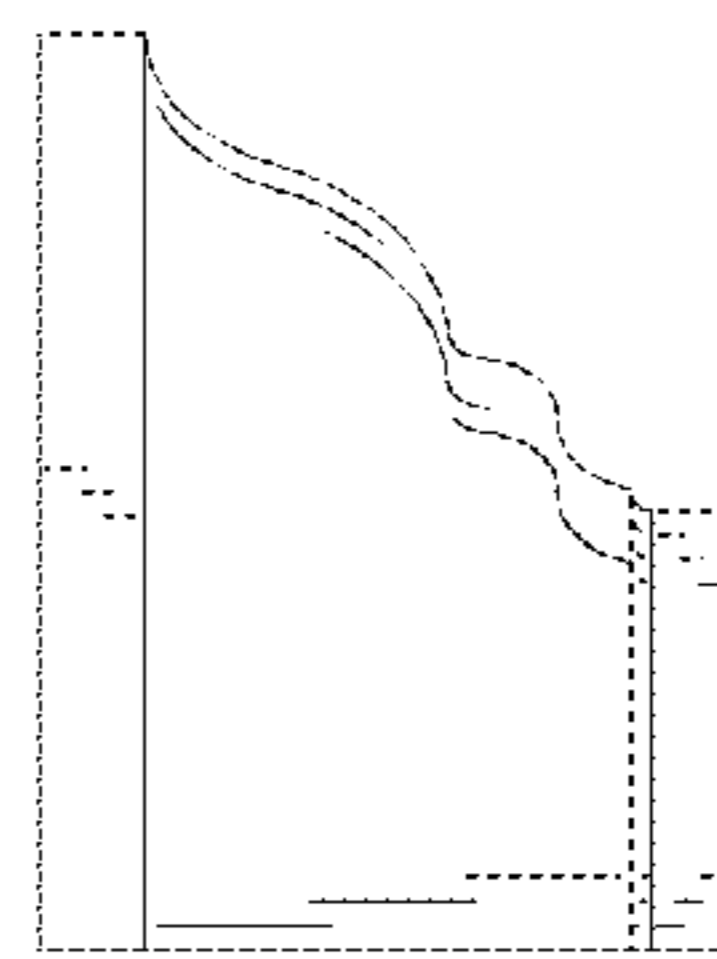
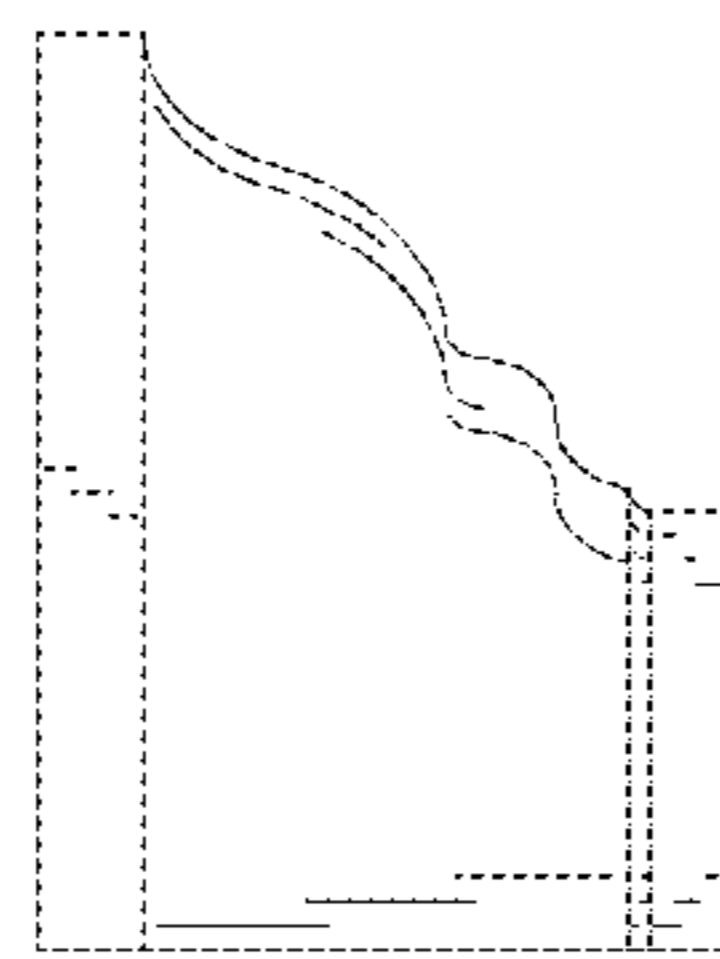
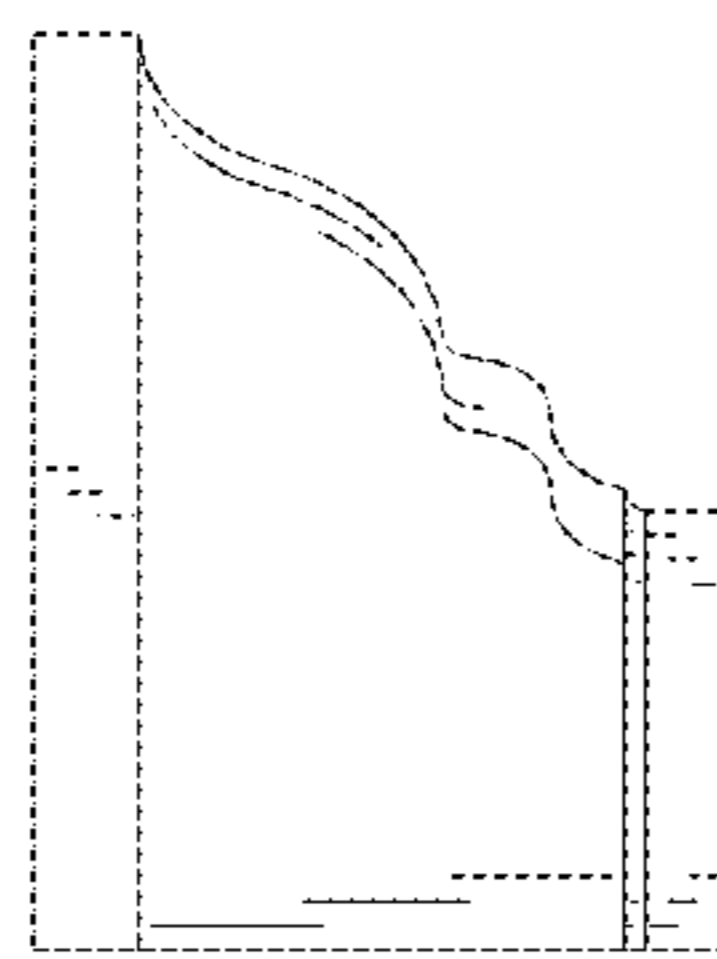
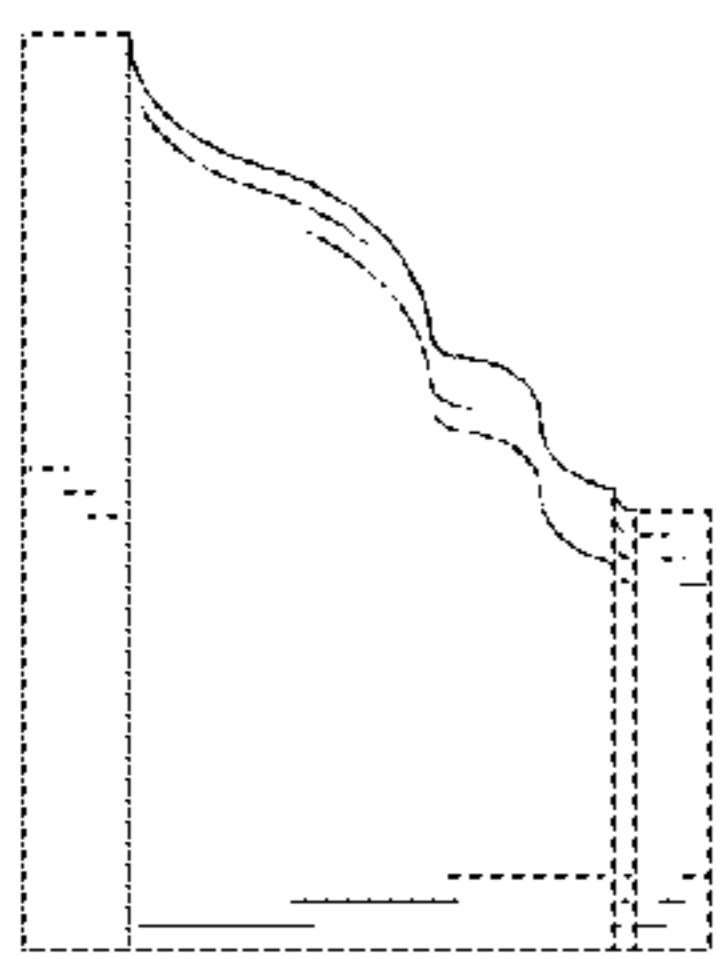


FIG. 5

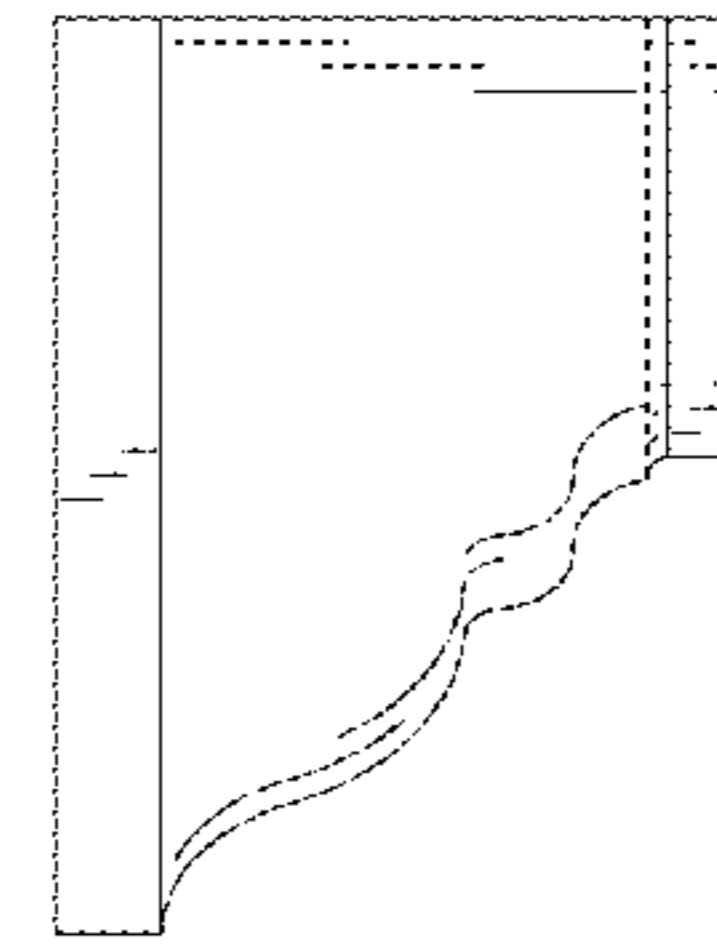

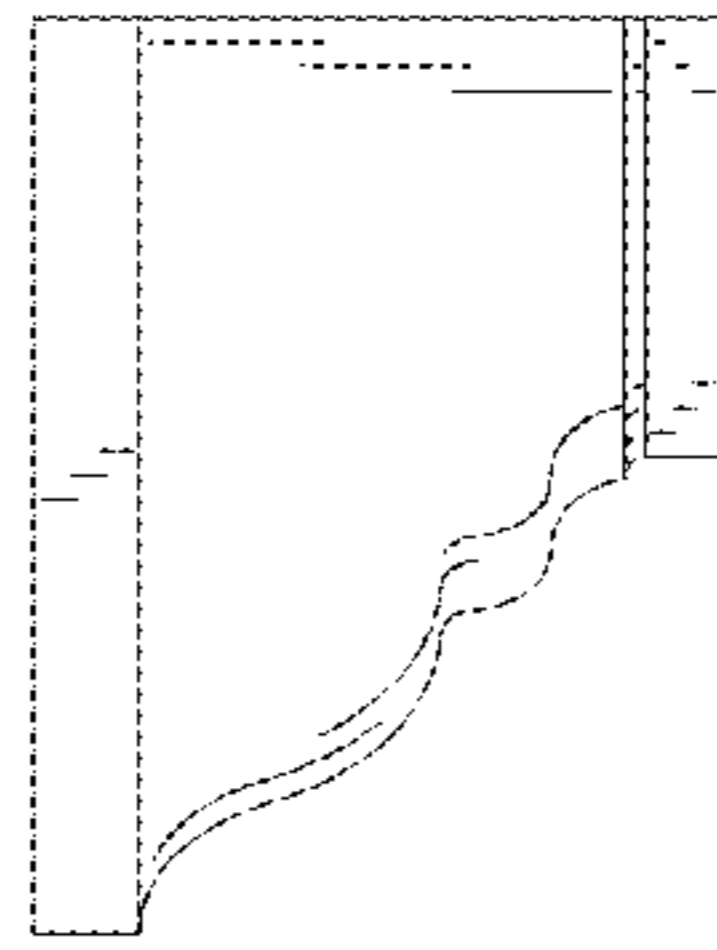



FIG.6

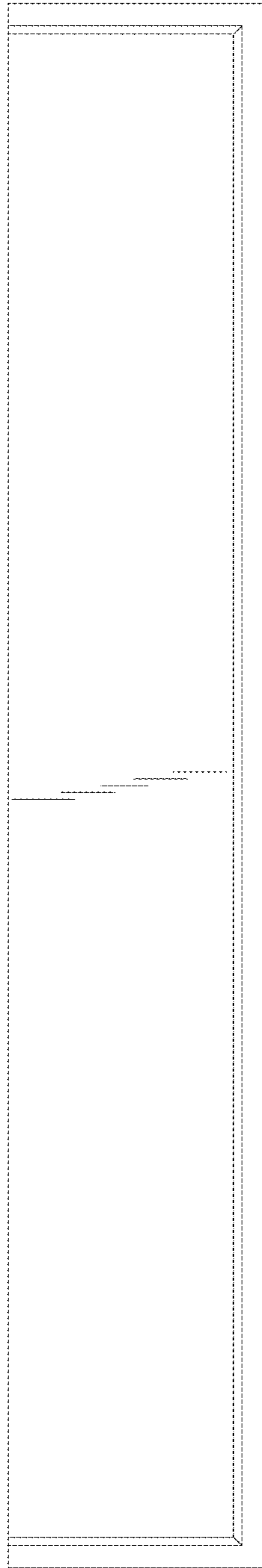


FIG. 7

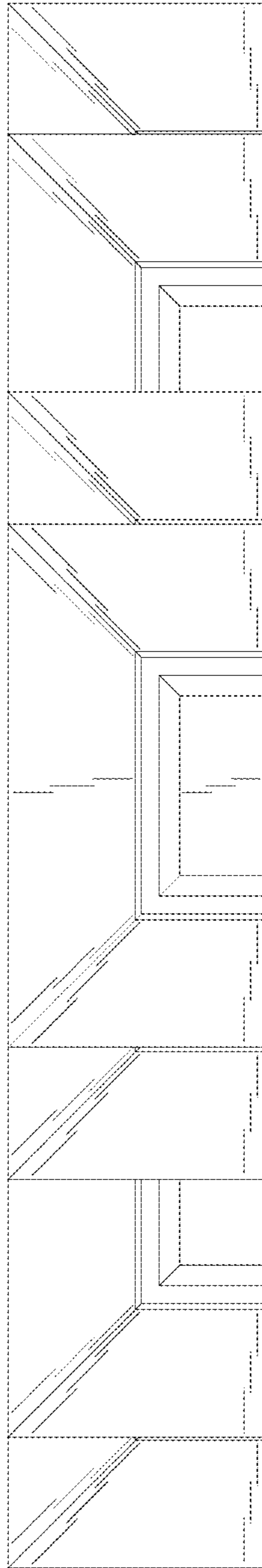


FIG. 8