



US00D963371S

(12) **United States Design Patent**  
**Chen**

(10) **Patent No.:** **US D963,371 S**  
(45) **Date of Patent:** **\*\* Sep. 13, 2022**

- (54) **AUTOMATIC SOAP DISPENSER**
- (71) Applicant: **NINGBO TATEX MECHTRONICS CO., LTD., Zhejiang (CN)**
- (72) Inventor: **Jiayan Chen, Zhejiang (CN)**
- (73) Assignee: **NINGBO TATEX MECHTRONICS CO., LTD., Zhejiang (CN)**
- (\*\*) Term: **15 Years**
- (21) Appl. No.: **29/747,118**
- (22) Filed: **Aug. 20, 2020**
- (30) **Foreign Application Priority Data**  
Jun. 17, 2020 (CN) ..... 202030310992.4
- (51) **LOC (13) Cl.** ..... **23-08**
- (52) **U.S. Cl.**  
USPC ..... **D6/542**
- (58) **Field of Classification Search**  
USPC ..... D6/524, 542, 543, 544, 545; D7/306,  
D7/312, 313, 321, 322, 391, 397, 398;  
D23/208, 234, 286; D28/54.1  
CPC ..... A47K 2210/00; B05B 11/3035  
See application file for complete search history.

- D737,417 S \* 8/2015 Tronza ..... D23/286
  - D742,167 S \* 11/2015 Keuhner ..... D7/397
  - D747,118 S \* 1/2016 Lisbona Vives ..... D6/545
- (Continued)

- (56) **References Cited**  
**U.S. PATENT DOCUMENTS**  
D271,450 S \* 11/1983 Kleman ..... D6/545  
D271,544 S \* 11/1983 Kleman ..... D6/545  
D273,837 S \* 5/1984 De Coster ..... D7/397  
5,186,360 A \* 2/1993 Mease ..... A47K 5/122  
222/63  
D652,171 S \* 1/2012 Choi ..... D28/54.1  
D660,517 S \* 5/2012 Liu ..... D28/54.1  
D704,888 S \* 5/2014 Robert ..... D28/54.1  
D732,309 S \* 6/2015 Lisbona Vives ..... D6/545  
D734,086 S \* 7/2015 Tseng ..... D7/313

**OTHER PUBLICATIONS**

Hand sanitizer dispenser wall mount, available in Amazon.com, date first available Nov. 19, 2020 [online], Retrieved on Mar. 31, 2022 from URL: <https://www.amazon.com/Sanitizer-Dispenser-Refillable-Dispensador-Restaurants/dp/B08NV32LCT/> (Year: 2020).\*

*Primary Examiner* — Vy N Koenig  
*Assistant Examiner* — Michelle M Reeves  
(74) *Attorney, Agent, or Firm* — JCIPRNET

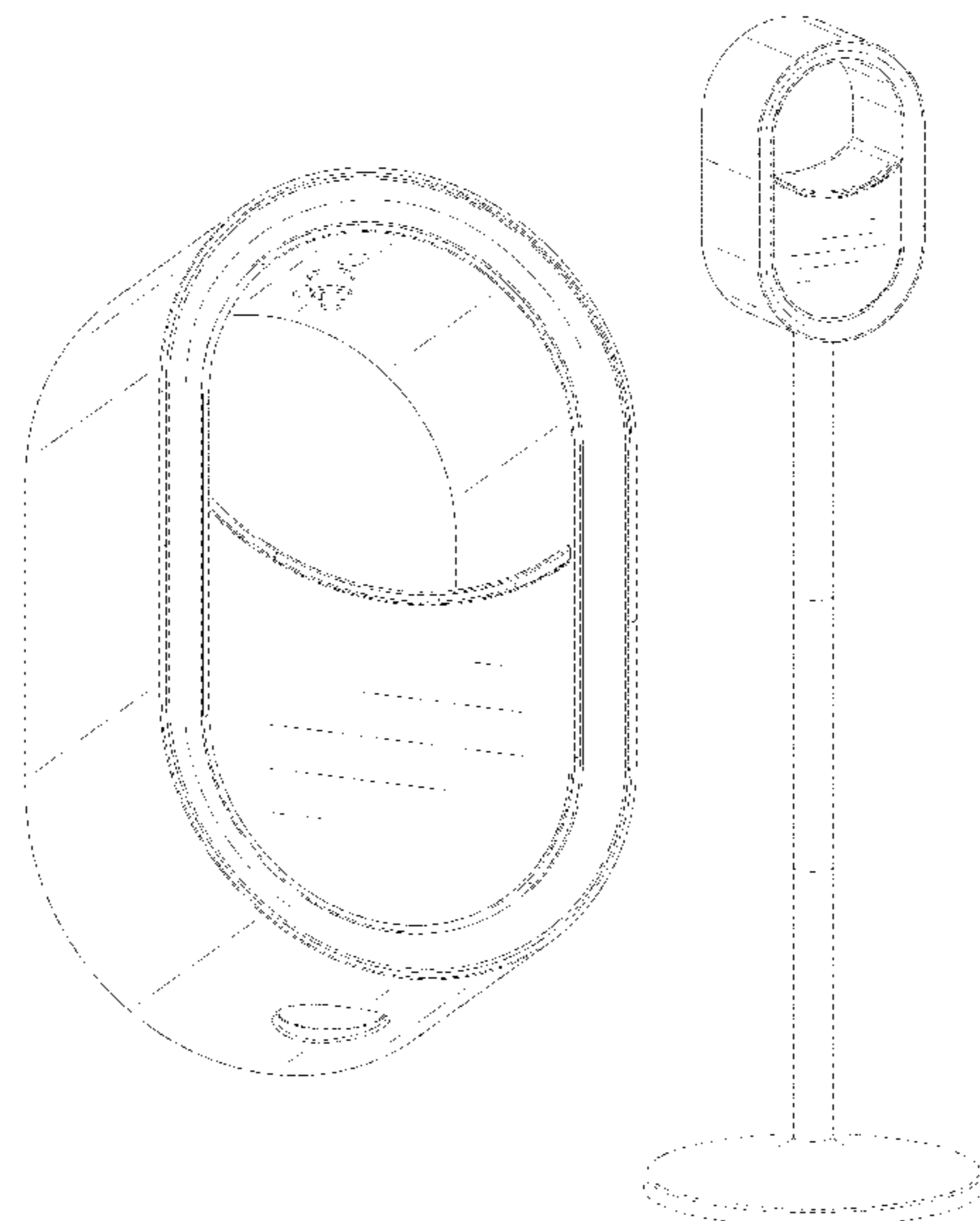
(57) **CLAIM**

The ornamental design for an automatic soap dispenser, as shown and described.

**DESCRIPTION**

FIG. 1 is a perspective view of an automatic soap dispenser, showing my new design;  
FIG. 2 is a front view thereof;  
FIG. 3 is a rear view thereof;  
FIG. 4 is a left side view thereof;  
FIG. 5 is a right side view thereof;  
FIG. 6 is a top view thereof;  
FIG. 7 is a bottom view thereof;  
FIG. 8 is another perspective view thereof, mounted on a base;  
FIG. 9 is another perspective view thereof, mounted on another base; and,  
FIG. 10 is another perspective view thereof, mounted on a stand.  
The dashed broken lines illustrate portions of the automatic soap dispenser that form no part of the claimed design. The dashed broken lines showing a base in FIG. 8, another base in FIG. 9 and a stand in FIG. 10 are for the purpose of illustrating environmental structure, and form no part of the claimed design.

**1 Claim, 9 Drawing Sheets**



(56)

**References Cited**

U.S. PATENT DOCUMENTS

D812,395	S	*	3/2018	Buell	.....	D6/542
D812,928	S	*	3/2018	Buell	.....	D6/542
D818,739	S	*	5/2018	Buell	.....	D6/542
D823,430	S	*	7/2018	York	.....	D23/208
D835,923	S	*	12/2018	Buell	.....	D6/515
D839,990	S	*	2/2019	Burke	.....	D23/209
D845,663	S	*	4/2019	Buell	.....	D6/542
D862,924	S	*	10/2019	Krishnan	.....	D6/542
D873,581	S	*	1/2020	Lisbona Vives	.....	D6/545
D905,771	S	*	12/2020	Suarez Iribarne	.....	D15/145

\* cited by examiner

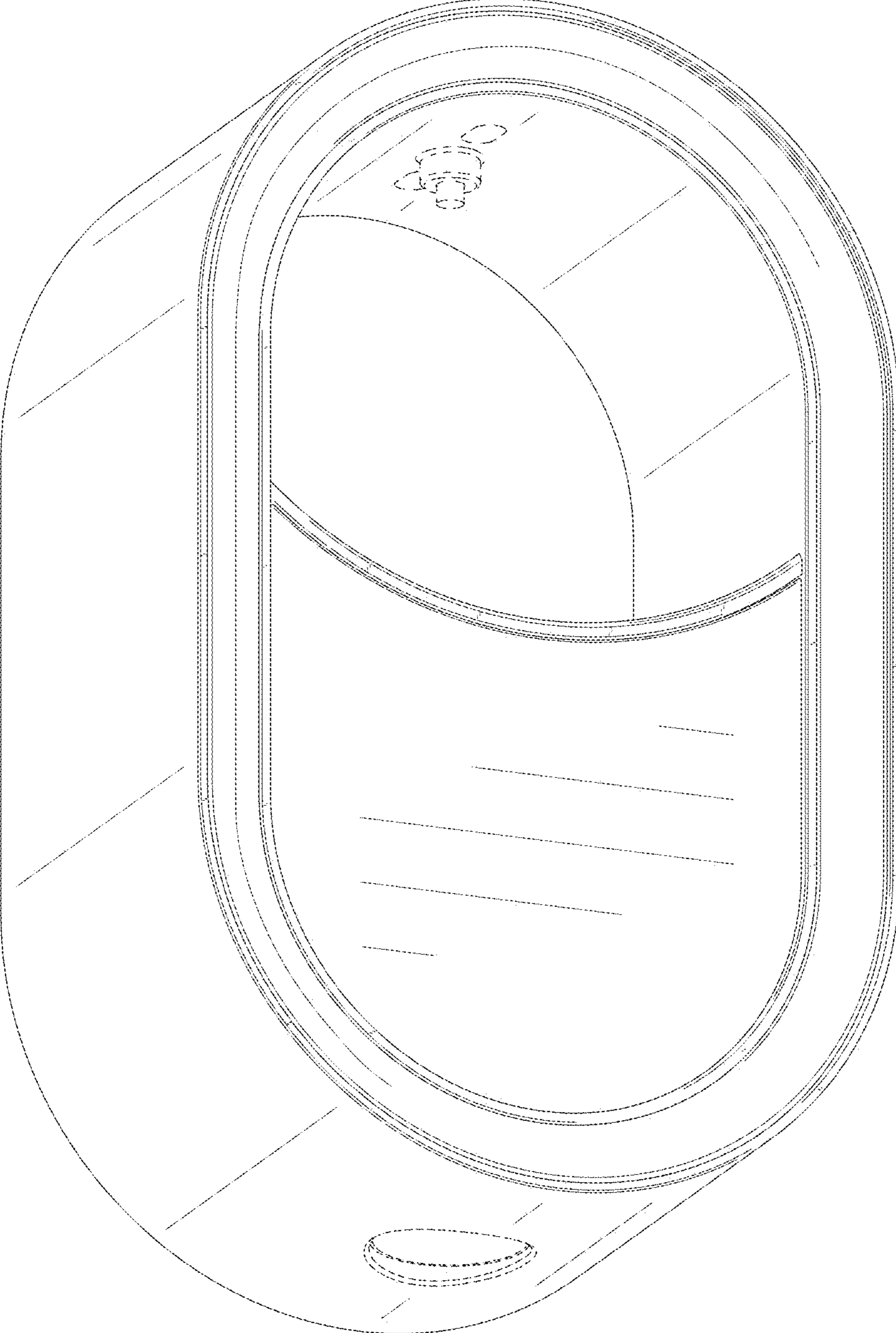


FIG. 1

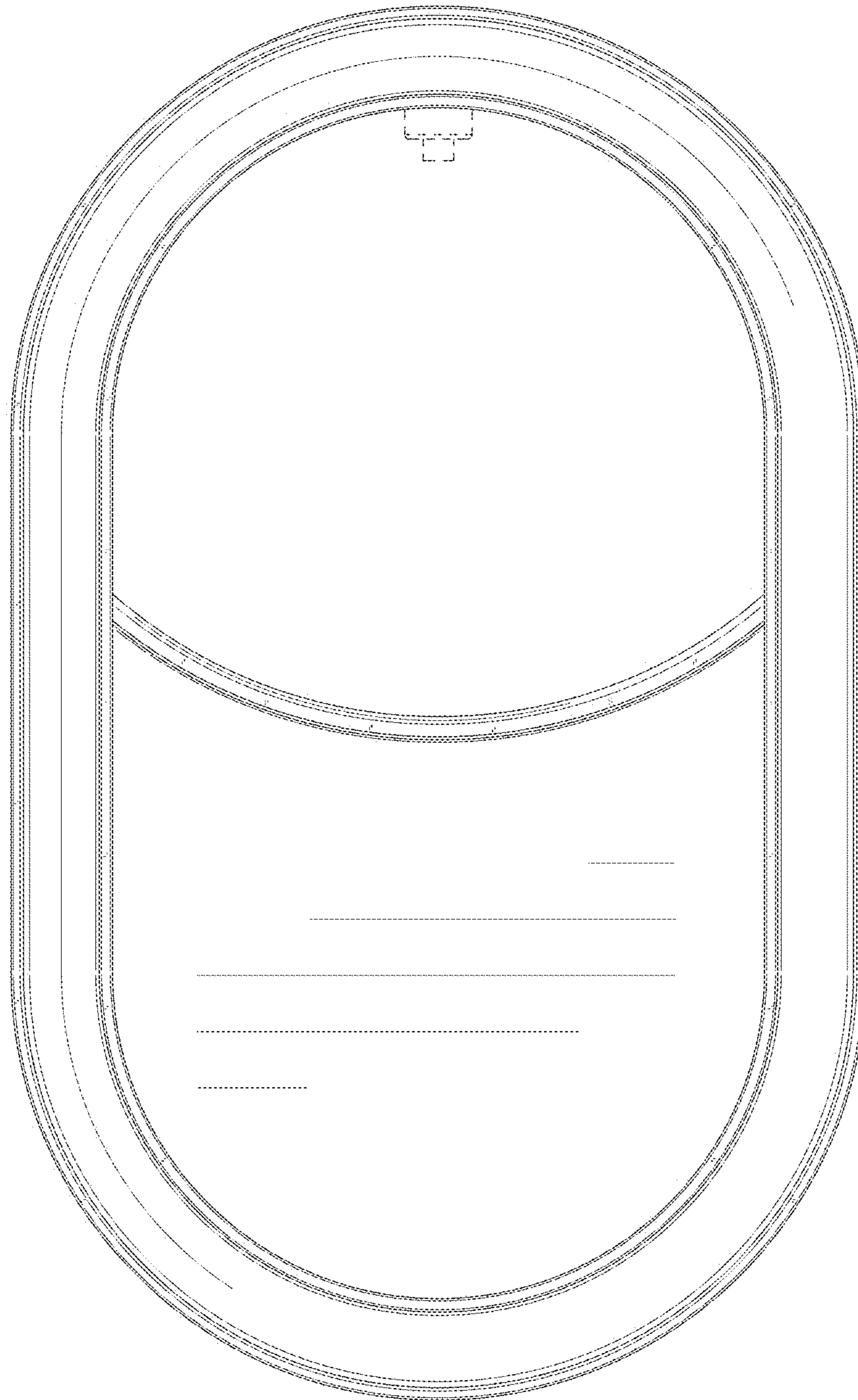


FIG. 2




FIG. 3




FIG. 4




FIG. 5




FIG. 6

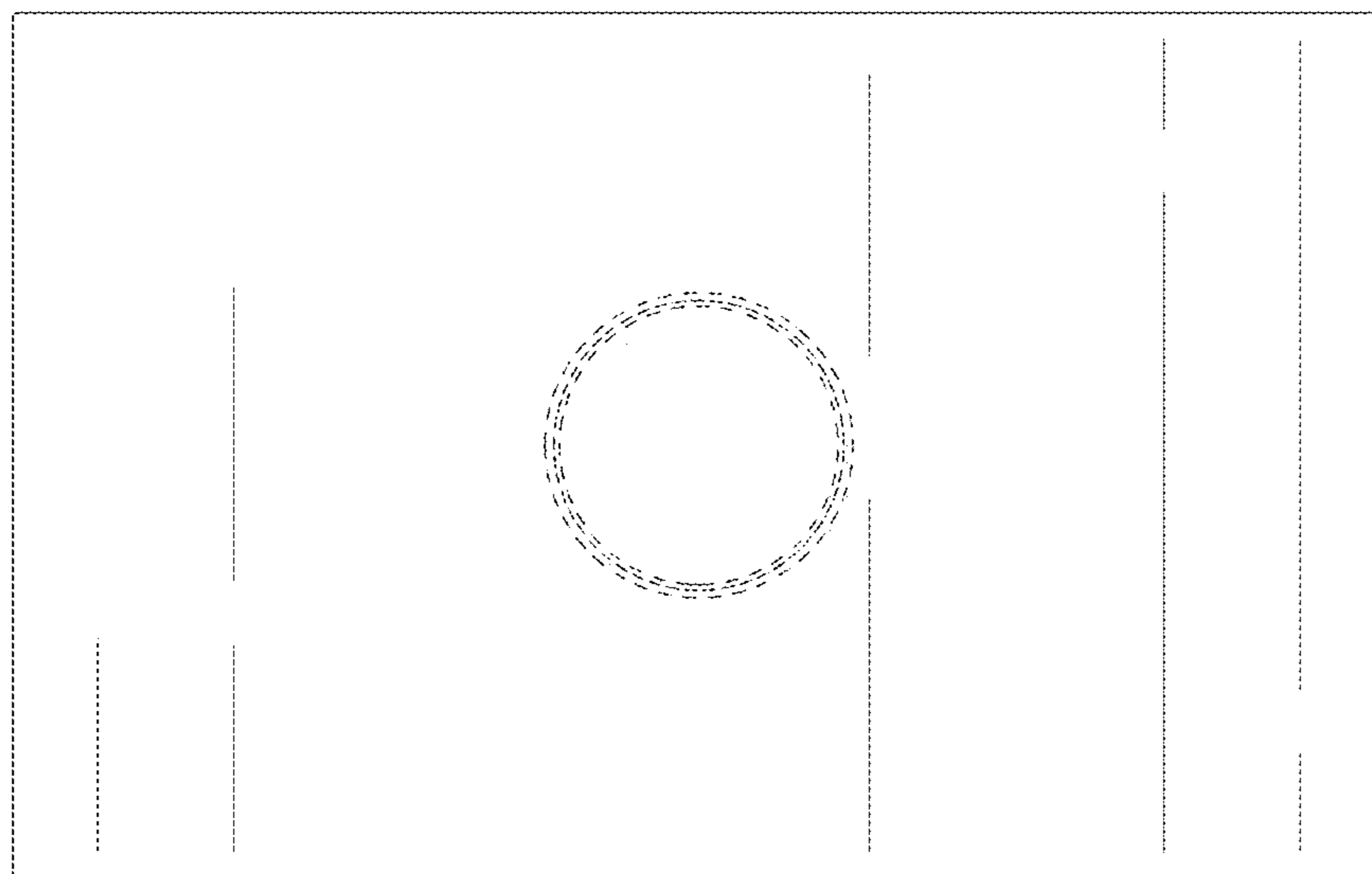


FIG. 7



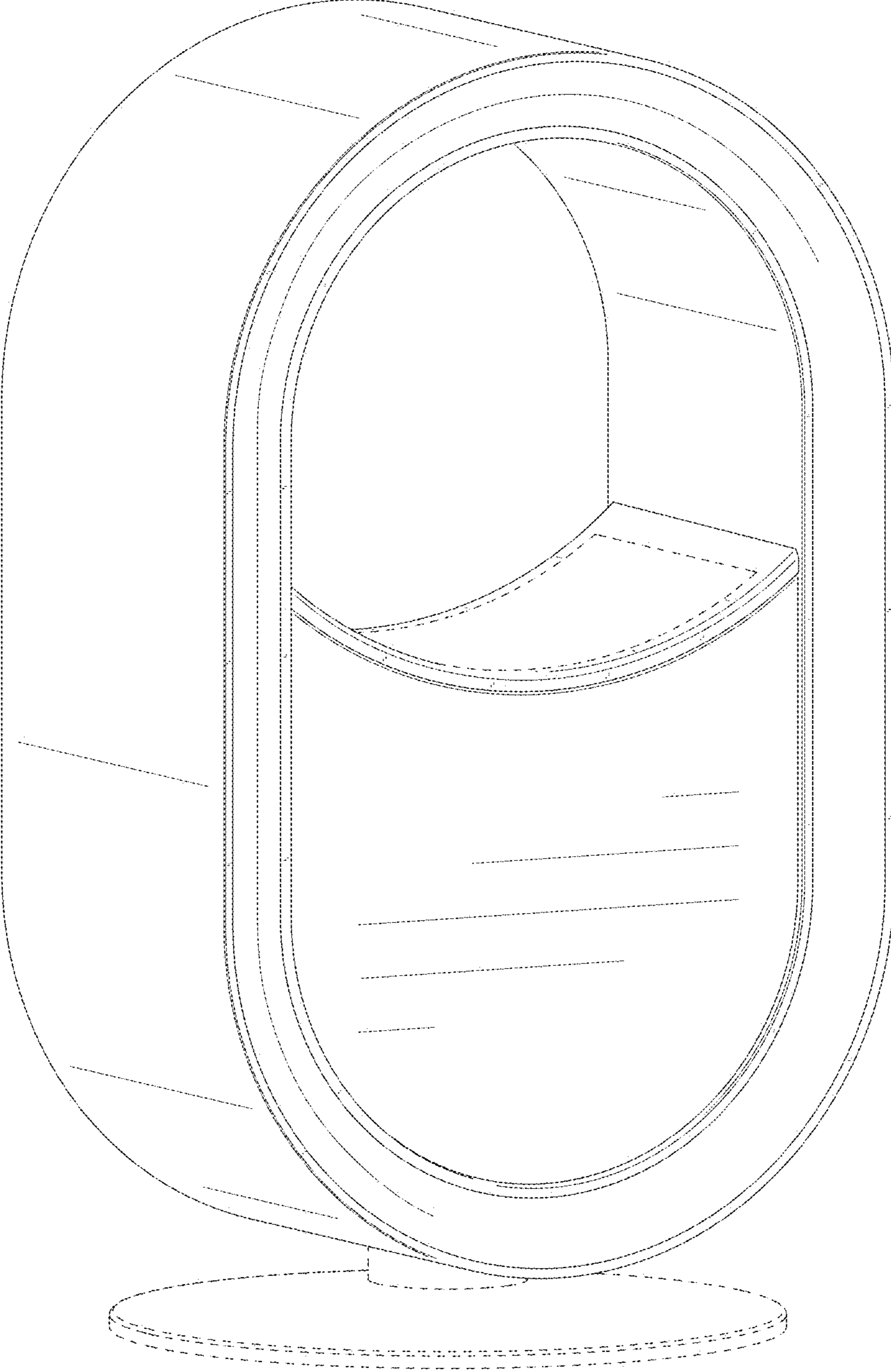


FIG. 8

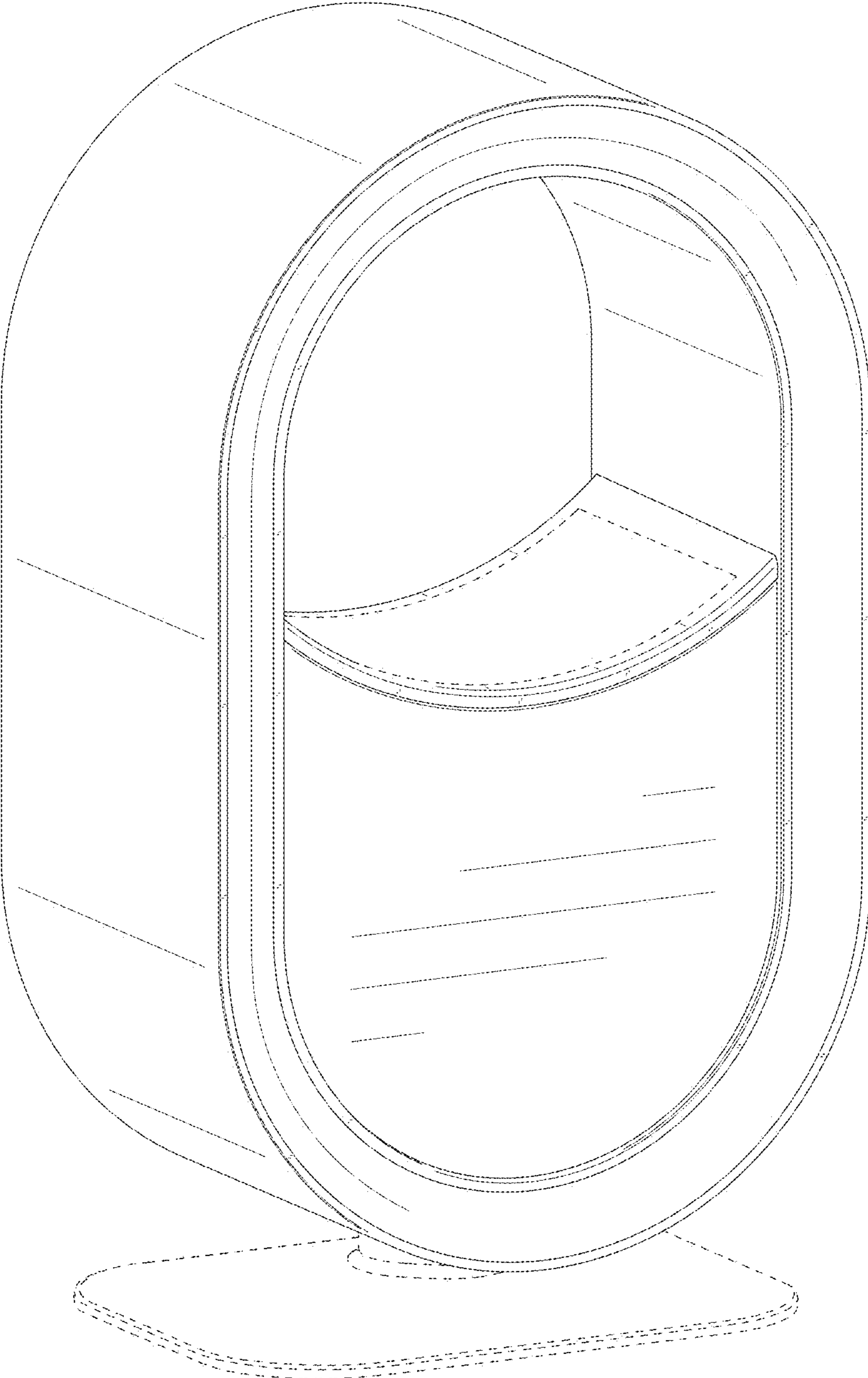


FIG. 9




FIG. 10