



US00D963367S

(12) **United States Design Patent**  
**Liang et al.**

(10) **Patent No.:** **US D963,367 S**  
(45) **Date of Patent:** **\*\* Sep. 13, 2022**

(54) **PLANT STAND**

(71) Applicant: **XIAMEN HAIAOJI TECHNOLOGY CO., LTD.**, Xiamen (CN)

(72) Inventors: **Qiulian Liang**, Quanzhou (CN);  
**Jianwei Zhang**, Xiamen (CN);  
**Mingguang He**, Zhangzhou (CN);  
**Guobin Zhang**, Quanzhou (CN)

(73) Assignee: **XIAMEN HAIAOJI TECHNOLOGY CO., LTD.**, Xiamen (CN)

(\*\*) Term: **15 Years**

(21) Appl. No.: **29/830,240**

(22) Filed: **Mar. 10, 2022**

(51) **LOC (13) Cl.** ..... **06-04**

(52) **U.S. Cl.**

USPC ..... **D6/405**; D6/675.2

(58) **Field of Classification Search**

USPC ..... D6/382, 392, 552, 566, 567, 672,  
D6/675-675.3, 675.5, 705, 707; D3/304,  
D3/306

CPC ..... A47B 57/58; A47B 47/00; A47B 87/00

See application file for complete search history.

(56) **References Cited**

**U.S. PATENT DOCUMENTS**

D247,536	S *	3/1978	Kola	.....	D6/675.3
D249,616	S *	9/1978	Connolly	.....	D6/404
4,127,072	A *	11/1978	LePon	.....	A47B 47/04
					D6/675.1
5,673,511	A *	10/1997	Holtkamp, Jr.	.....	A47F 7/0078
					47/87
5,810,179	A *	9/1998	Kleiman	.....	A47B 55/02
					211/90.03
6,349,717	B1 *	2/2002	Thompson	.....	F24C 15/16
					211/153

D489,205	S *	5/2004	Droppers	.....	D6/705.6
D542,058	S *	5/2007	Clucas	.....	D6/675.2
D597,342	S	8/2009	Dickson		
9,474,368	B2 *	10/2016	Frankel	.....	A47B 43/00
D799,870	S *	10/2017	Liss	.....	D6/705.6
10,292,491	B1 *	5/2019	Ke	.....	A47F 5/137
D885,078	S *	5/2020	Liang	.....	D6/392
10,905,236	B1 *	2/2021	Chiao	.....	A47B 57/36
D955,776	S *	6/2022	Leng	.....	D6/392
2005/0150436	A1 *	7/2005	Marchetta	.....	A47B 96/028
					108/108

**OTHER PUBLICATIONS**

Amazon website, Bonviee Corner Plant Stand Indoor, earliest review date Mar. 12, 2022, [site visited Jul. 15, 2022], Available on the Internet URL [www.amazon.com/dp/B09LCDGWLX](http://www.amazon.com/dp/B09LCDGWLX) (Year: 2022).\*

\* cited by examiner

*Primary Examiner* — S. Bryan Reinholdt, Jr.

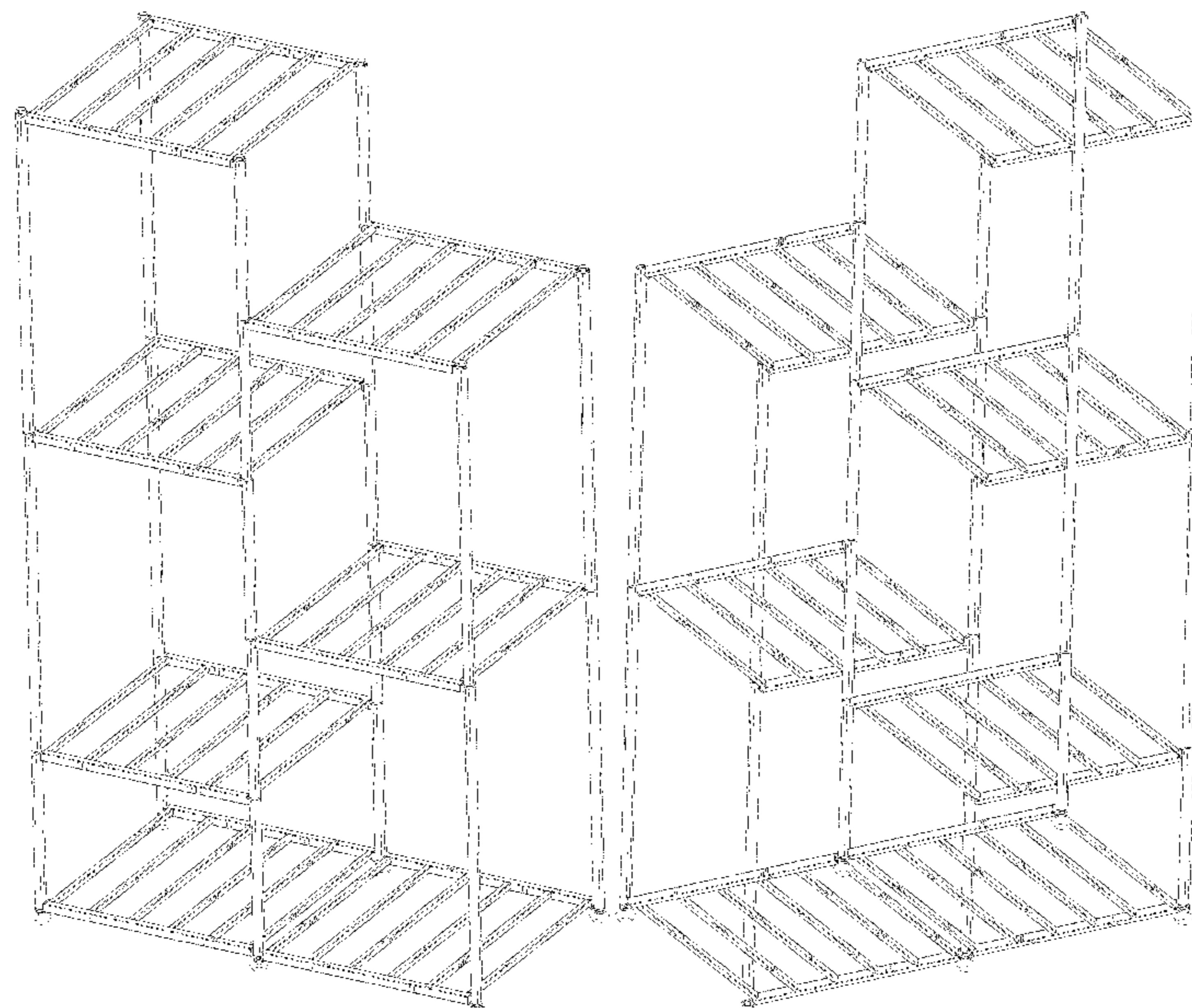
(57) **CLAIM**

The ornamental design for a plant stand, as shown and described.

**DESCRIPTION**

FIG. 1 is a perspective view of a plant stand showing our new design;  
FIG. 2 is another perspective view thereof;  
FIG. 3 is a front elevational view thereof;  
FIG. 4 is a rear elevational view thereof;  
FIG. 5 is a left side elevational view thereof;  
FIG. 6 is a right side elevational view thereof;  
FIG. 7 is a top plan view thereof; and,  
FIG. 8 is a bottom plan view thereof.  
The broken lines in the drawings depict portions of the plant stand that form no part of the claimed design.

**1 Claim, 8 Drawing Sheets**



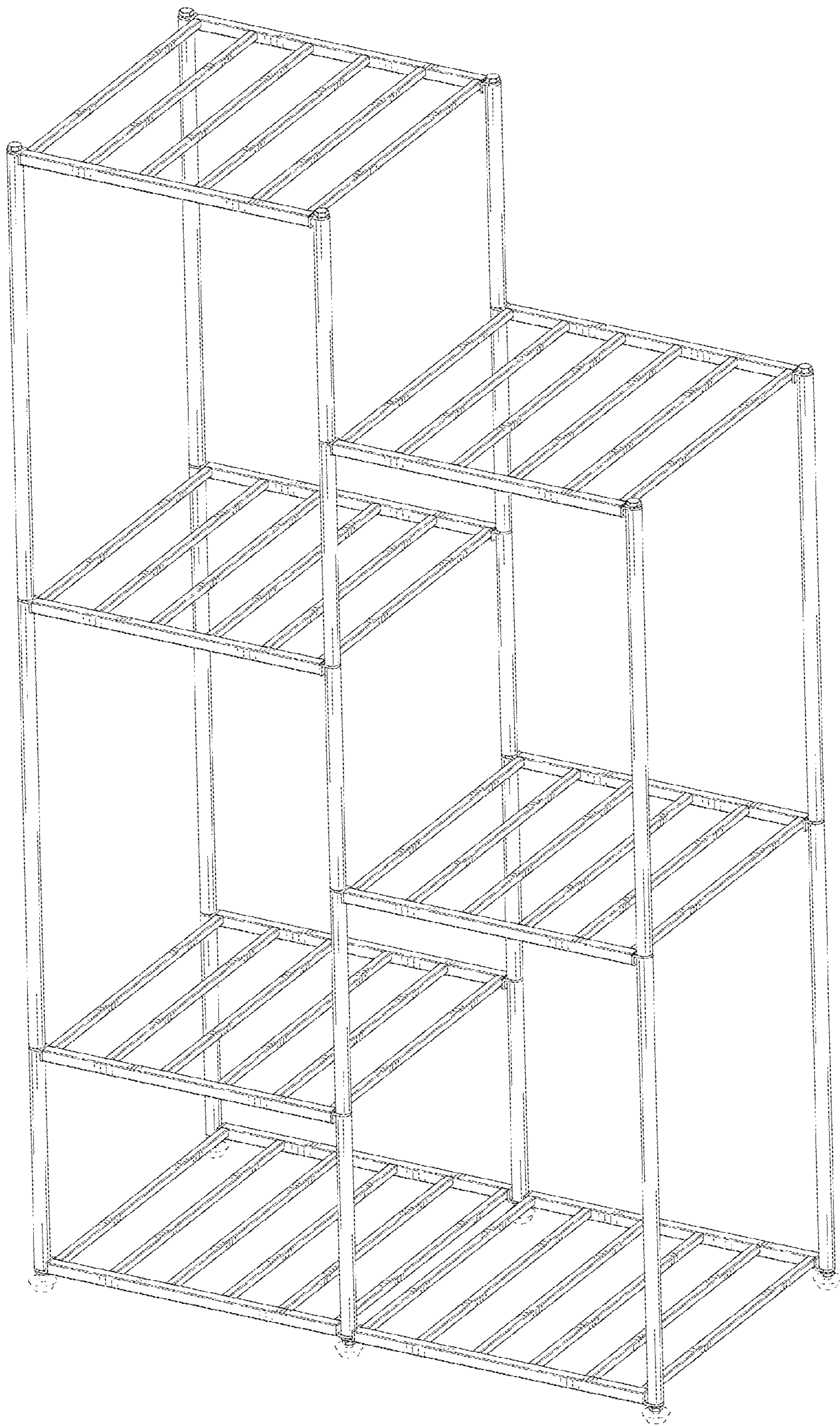


FIG. 1

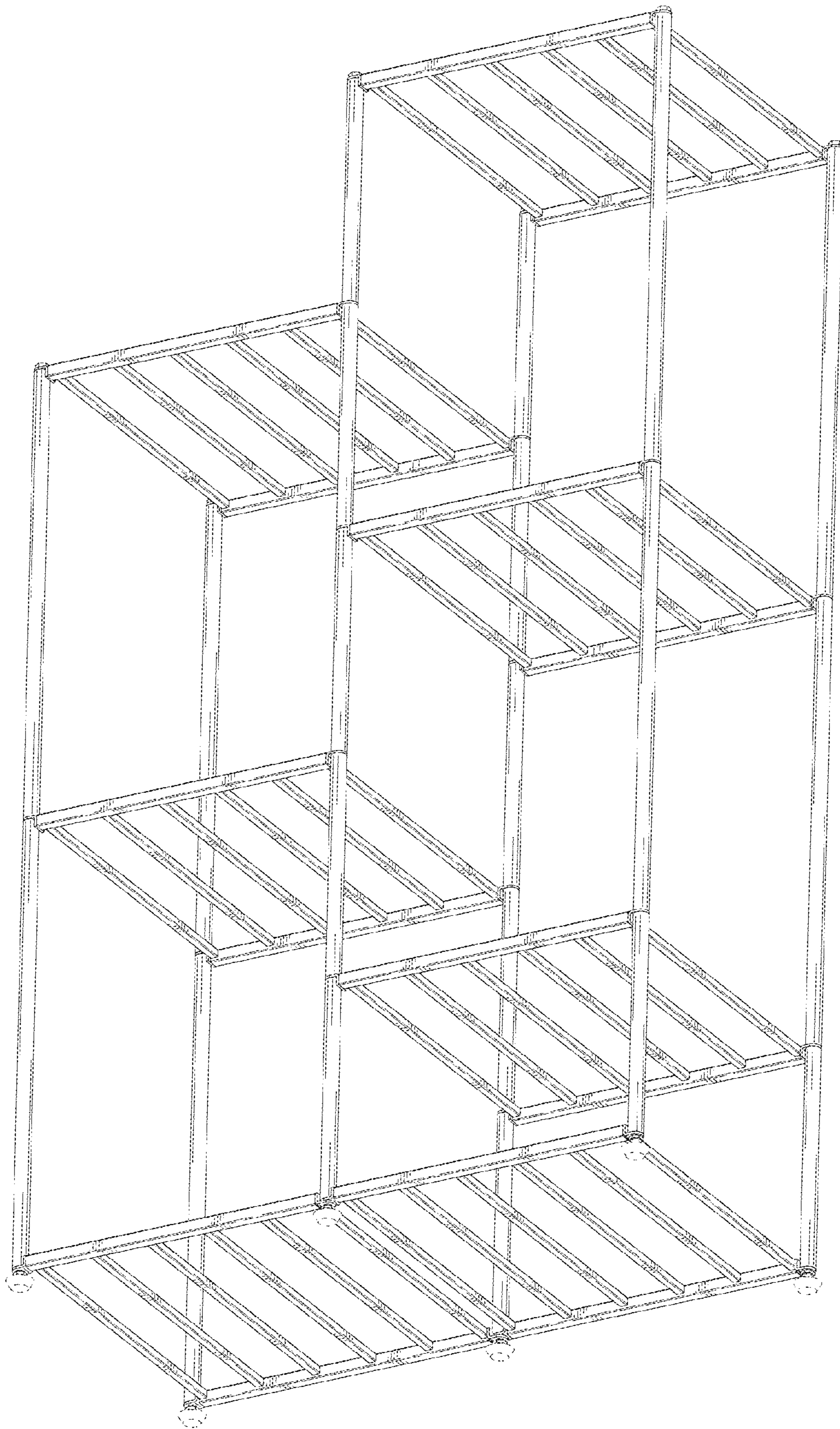


FIG. 2




FIG. 3




FIG. 4




FIG. 5




FIG. 6

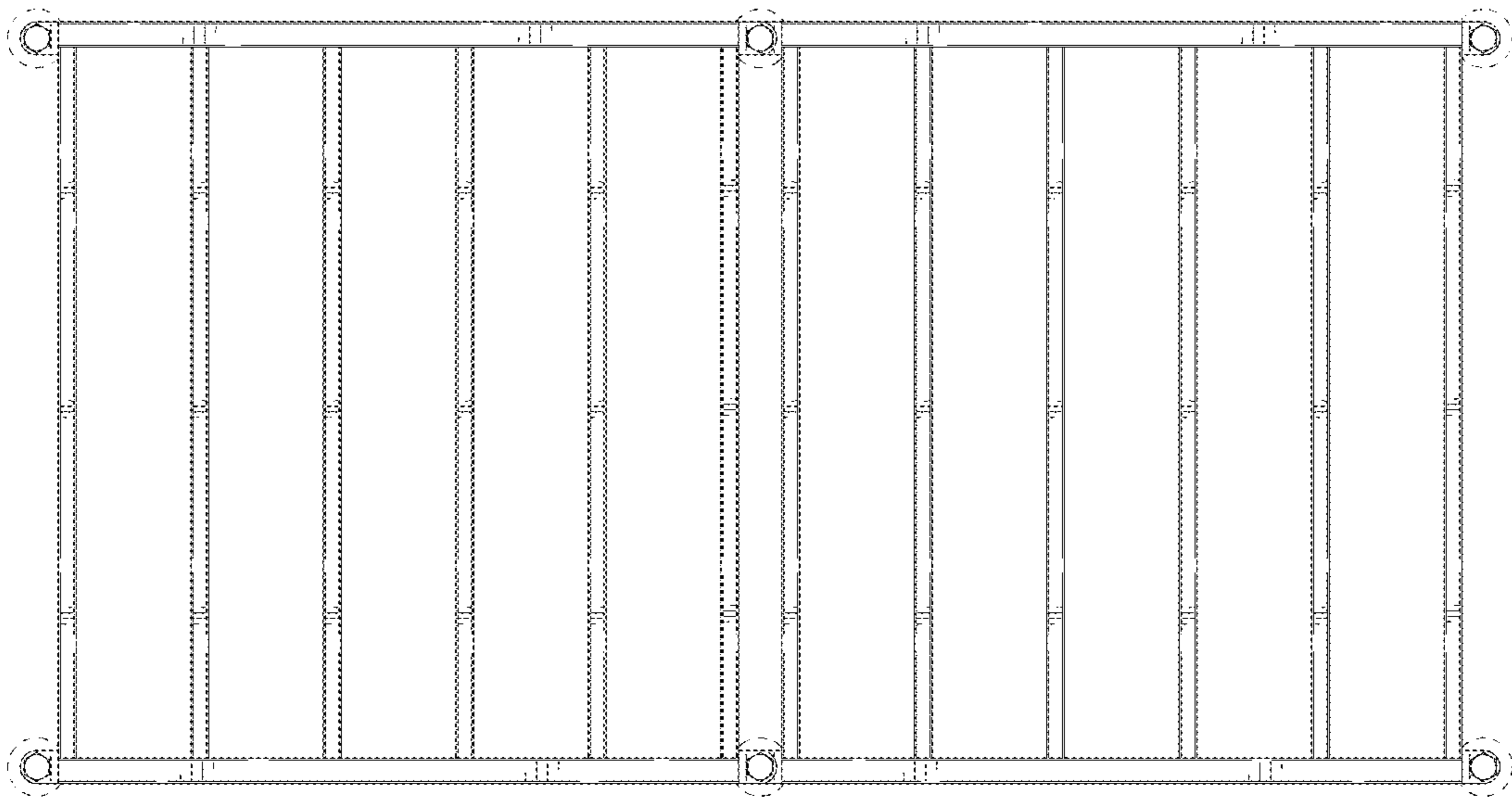


FIG. 7



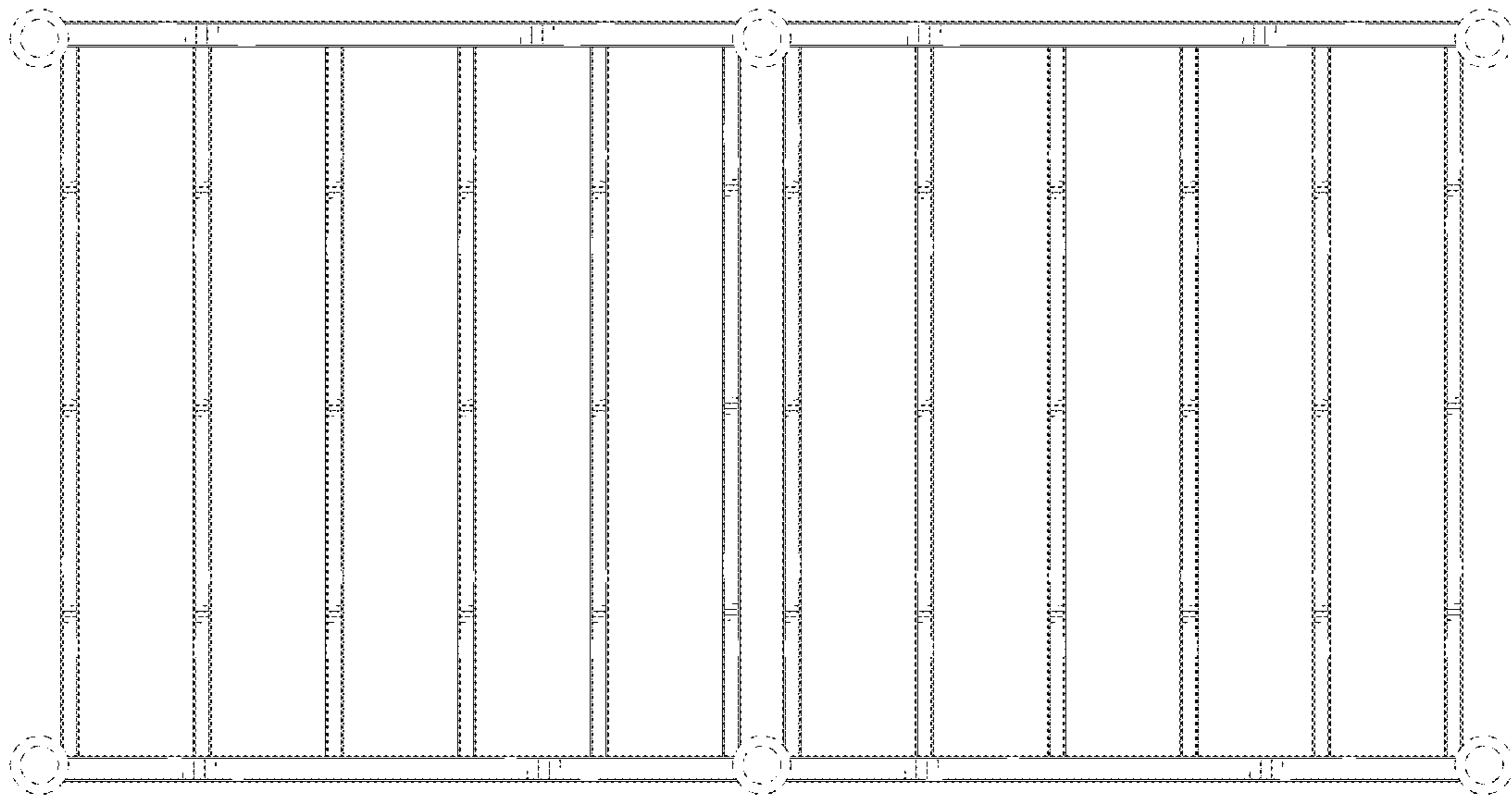


FIG. 8