



US00D963364S

(12) **United States Design Patent** (10) **Patent No.:** **US D963,364 S**
Shen (45) **Date of Patent:** **** Sep. 13, 2022**

(54) **HANGING CHAIR**
(71) Applicant: **NINGBO MINGHUANG HOME FURNISHING PRODUCTS CO., LTD**, Ningbo (CN)
(72) Inventor: **Jiahuan Shen**, Ningbo (CN)
(73) Assignee: **NINGBO MINGHUANG HOME FURNISHING PRODUCTS CO., LTD.**, Ningbo (CN)

D602,266 S * 10/2009 Hagstrom D6/333
D706,044 S * 6/2014 Nassif D6/347
D725,424 S * 3/2015 Cohen D6/716.8
9,383,113 B1 * 7/2016 Renwick A47C 7/666
10,631,651 B1 * 4/2020 Hsu Besner A47C 7/407
2016/0120323 A1 * 5/2016 Rivera A47C 7/666
135/147
2018/0249836 A1 * 9/2018 Wise A47C 7/666
2020/0000232 A1 * 1/2020 Lin A47C 3/0255

(**) Term: **15 Years**

(21) Appl. No.: **29/807,238**

(22) Filed: **Sep. 9, 2021**

(30) **Foreign Application Priority Data**

Mar. 10, 2021 (CN) 202130128122.X

(51) **LOC (13) Cl.** **06-01**

(52) **U.S. Cl.**
USPC **D6/347; D6/344**

(58) **Field of Classification Search**
USPC D6/347, 344, 353, 360, 361, 369, 371, D6/374, 375, 385, 386, 387, 388, 389
CPC A47C 3/32; A47C 3/0255; A47C 3/023; A47C 31/02; A47C 4/06; A47C 4/30; A47C 4/42; A47C 7/22; A47C 7/32; A47C 7/666

See application file for complete search history.

(56) **References Cited**

U.S. PATENT DOCUMENTS

D337,894 S * 8/1993 Mariol D6/333
D494,769 S * 8/2004 Vigneaud D6/368
D532,343 S * 11/2006 Butler D12/133

OTHER PUBLICATIONS

Design# 306642249, file date Mar. 10, 2021, publication date Jun. 29, 2021, country—CN, Ningbo Minghuang household products Co Ltd, creator: Shen Jiahuan. (Year: 2021).*

* cited by examiner

Primary Examiner — Mary Ann Calabrese
Assistant Examiner — Mark David Wolfley
(74) *Attorney, Agent, or Firm* — Georgi Korobanov

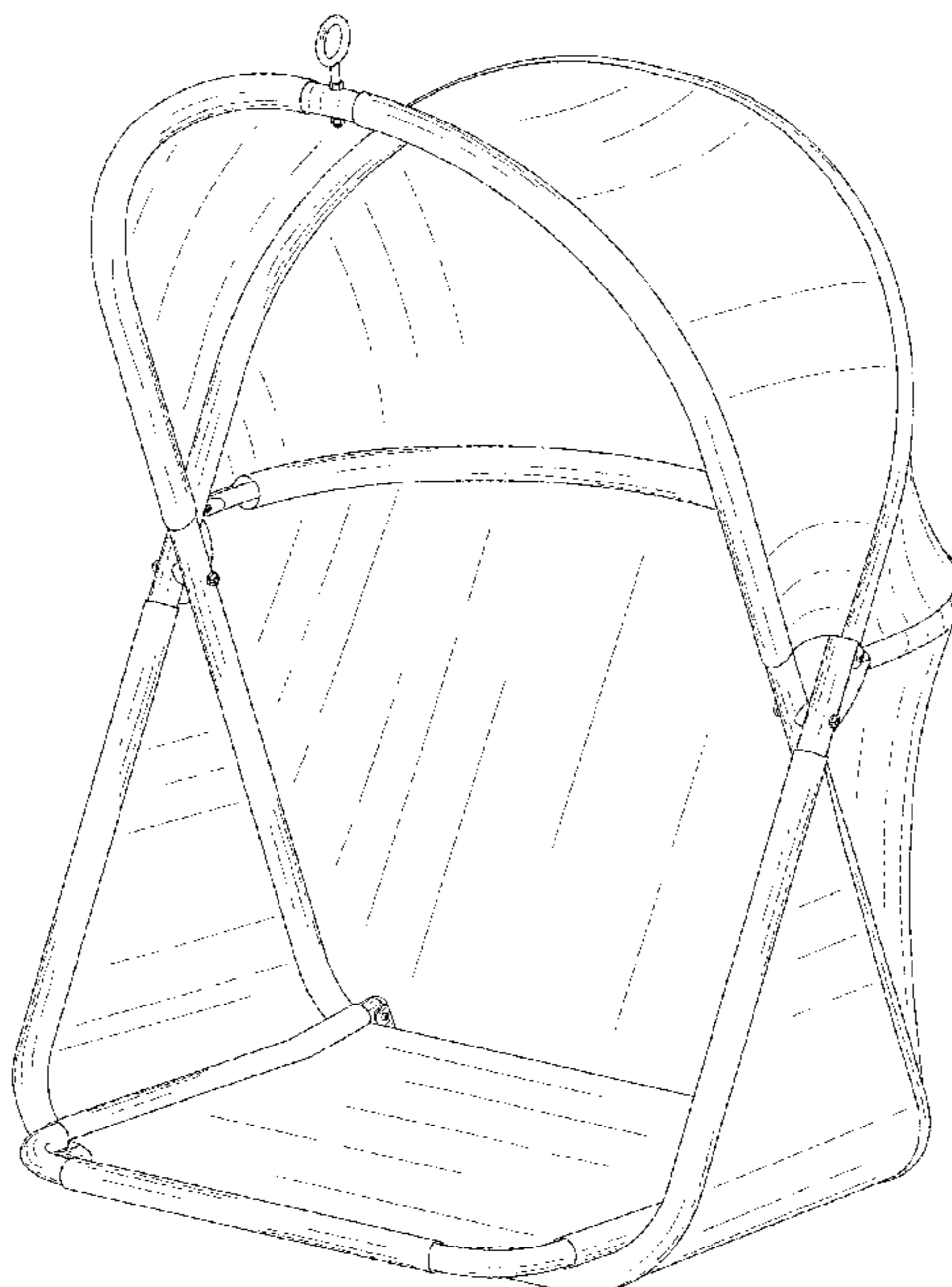
(57) **CLAIM**

The ornamental design for a hanging chair, as shown and described.

DESCRIPTION

FIG. 1 is a perspective view showing my new design; FIG. 2 is a perspective view shown in an environment of use; FIG. 3 is a front side view thereof; FIG. 4 is a rear side view thereof; FIG. 5 is a left side view thereof; FIG. 6 is a right side view thereof; FIG. 7 is a top plan view thereof; and, FIG. 8 is a bottom plan view thereof. The broken lines in the figures depict environmental structure that form no part of the claimed design.

1 Claim, 8 Drawing Sheets



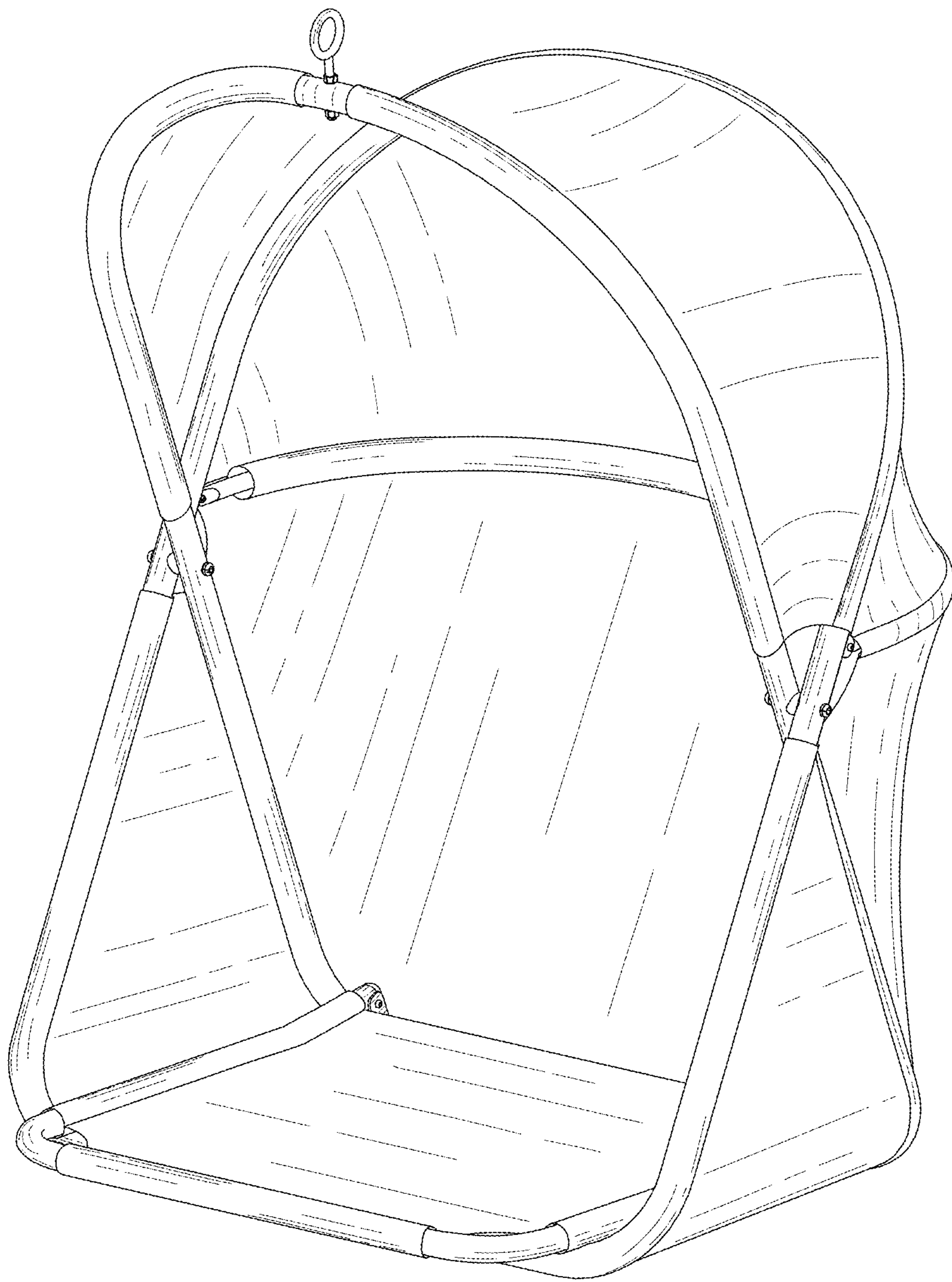


FIG. 1




FIG. 2




FIG. 3




FIG. 4

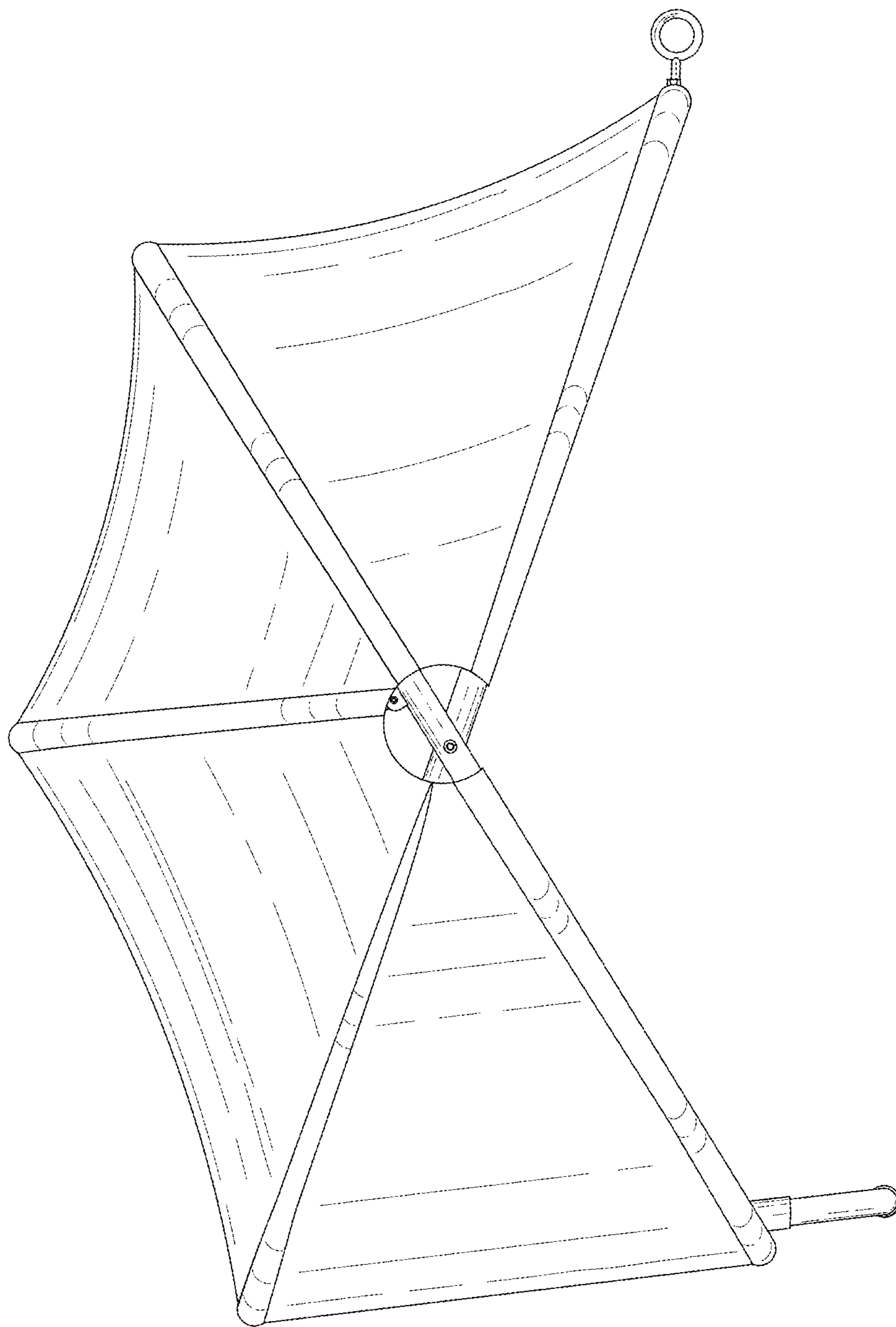


FIG. 5

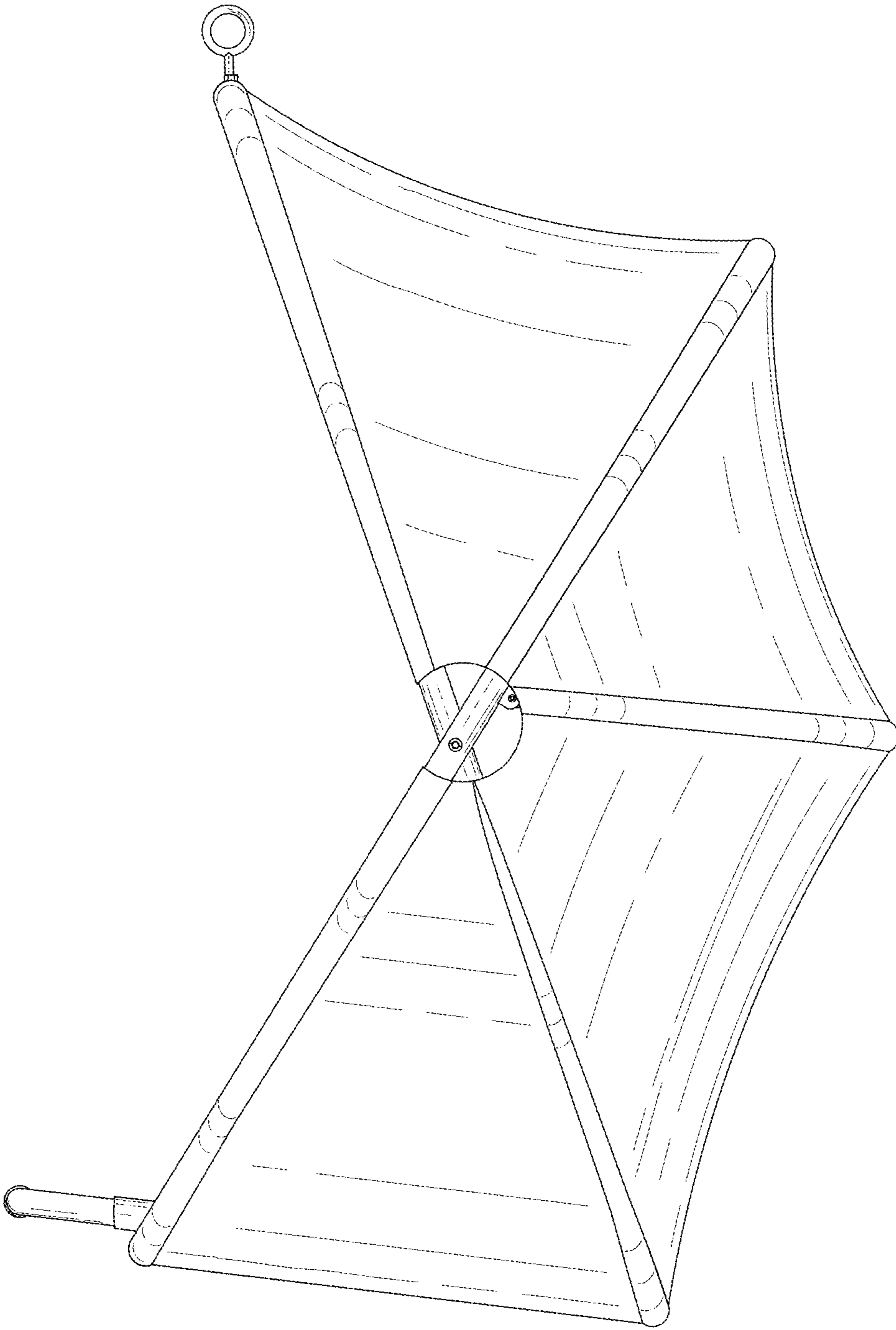


FIG. 6

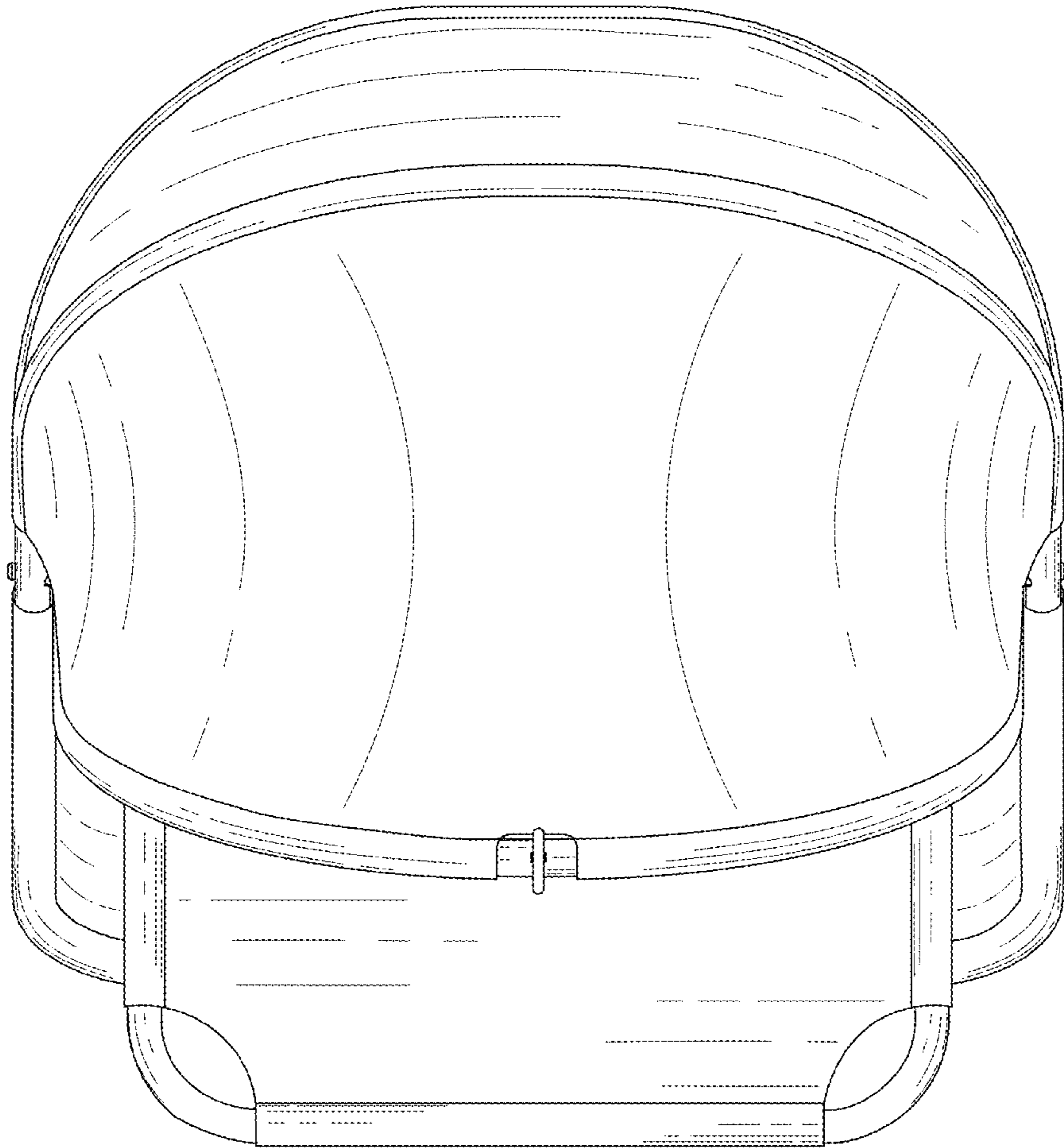


FIG. 7

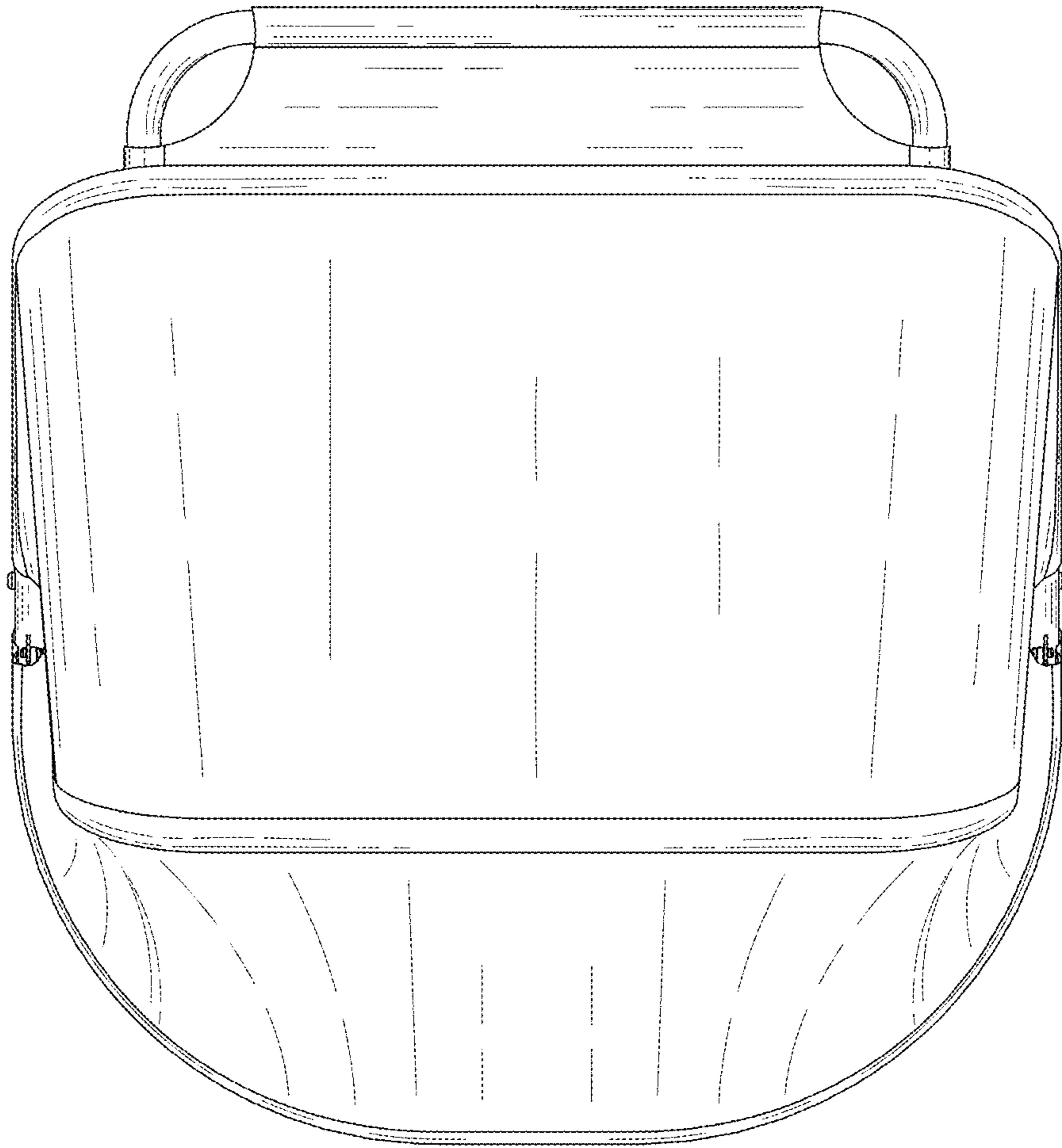


FIG. 8