



US00D963359S

(12) **United States Design Patent**
Xiang

(10) **Patent No.:** **US D963,359 S**

(45) **Date of Patent:** **** Sep. 13, 2022**

(54) **SOFA BED**

(71) Applicant: **Qingdao Jinxiang Tongzhen Textile Co., Ltd.**, Shandong (CN)

(72) Inventor: **Xiaochuan Xiang**, Sichuan (CN)

(73) Assignee: **Qingdao Jinxiang Tongzhen Textile Co., Ltd.**, Shandong (CN)

(**) Term: **15 Years**

(21) Appl. No.: **29/834,673**

(22) Filed: **Apr. 13, 2022**

(51) **LOC (13) Cl.** **06-01**

(52) **U.S. Cl.**
USPC **D6/335**

(58) **Field of Classification Search**
USPC D6/334, 335, 336, 337, 341, 346, 368,
D6/375, 378, 381, 382, 392, 393, 394,
D6/395, 595, 596, 604, 605, 361, 718
CPC A47C 17/04; A47C 17/13; A47C 17/207;
A47C 17/2073
See application file for complete search history.

(56) **References Cited**

U.S. PATENT DOCUMENTS

D246,816 S *	1/1978	Tam	D6/596
D247,209 S *	2/1978	Woog	D6/596
D398,181 S *	9/1998	Lange	D6/601
D443,989 S	6/2001	Gomez		
D479,082 S *	9/2003	Daughtery	D6/596
6,848,137 B1 *	2/2005	Barnes	A47C 27/081 5/710
D548,479 S *	8/2007	Clark	D6/333
D550,974 S *	9/2007	Thornbury	D6/361
8,181,295 B1 *	5/2012	Mallinger	A47C 20/048 5/733

D758,090 S *	6/2016	Shih	D6/392
D784,733 S *	4/2017	Bell	D6/605
D799,221 S	10/2017	Pathiratne		
D811,113 S *	2/2018	Rawls-Meehan	D6/392
D830,731 S *	10/2018	Alletto, Jr.	D6/596
D875,412 S *	2/2020	Davis, III	D6/382
2005/0044631 A1 *	3/2005	Wang	A47C 20/048 5/713
2010/0115697 A1 *	5/2010	Rohr	A47C 21/026 5/411
2012/0017373 A1 *	1/2012	Alzoubi	A47C 20/04 5/613
2012/0073059 A1 *	3/2012	Oh	A47G 9/0246 5/497

* cited by examiner

Primary Examiner — Steven J Czyz

Assistant Examiner — Hillary Catherine Shepard

(74) *Attorney, Agent, or Firm* — ScienBiziP, P.C.

(57) **CLAIM**

The ornamental design for a sofa bed, as shown and described.

DESCRIPTION

FIG. 1 is a front, right and top perspective view of a sofa bed, showing my design.

FIG. 2 is a rear, left and bottom perspective view thereof.

FIG. 3 is a front elevation view thereof.

FIG. 4 is a rear elevation view thereof.

FIG. 5 is a left side elevation view thereof.

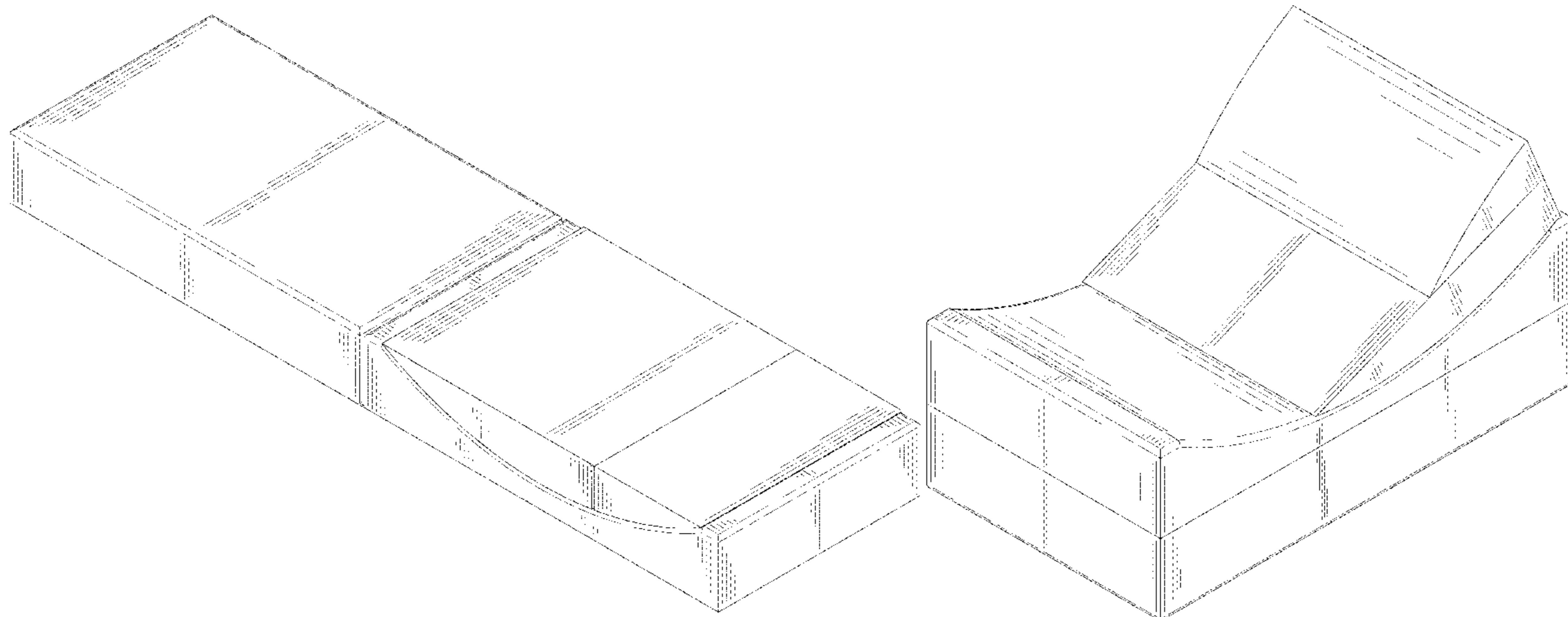
FIG. 6 is a right side elevation view thereof.

FIG. 7 is a top plan view thereof.

FIG. 8 is a bottom plan view thereof; and,

FIG. 9 is a front, left and top perspective view of the sofa bed in another usable state.

1 Claim, 9 Drawing Sheets



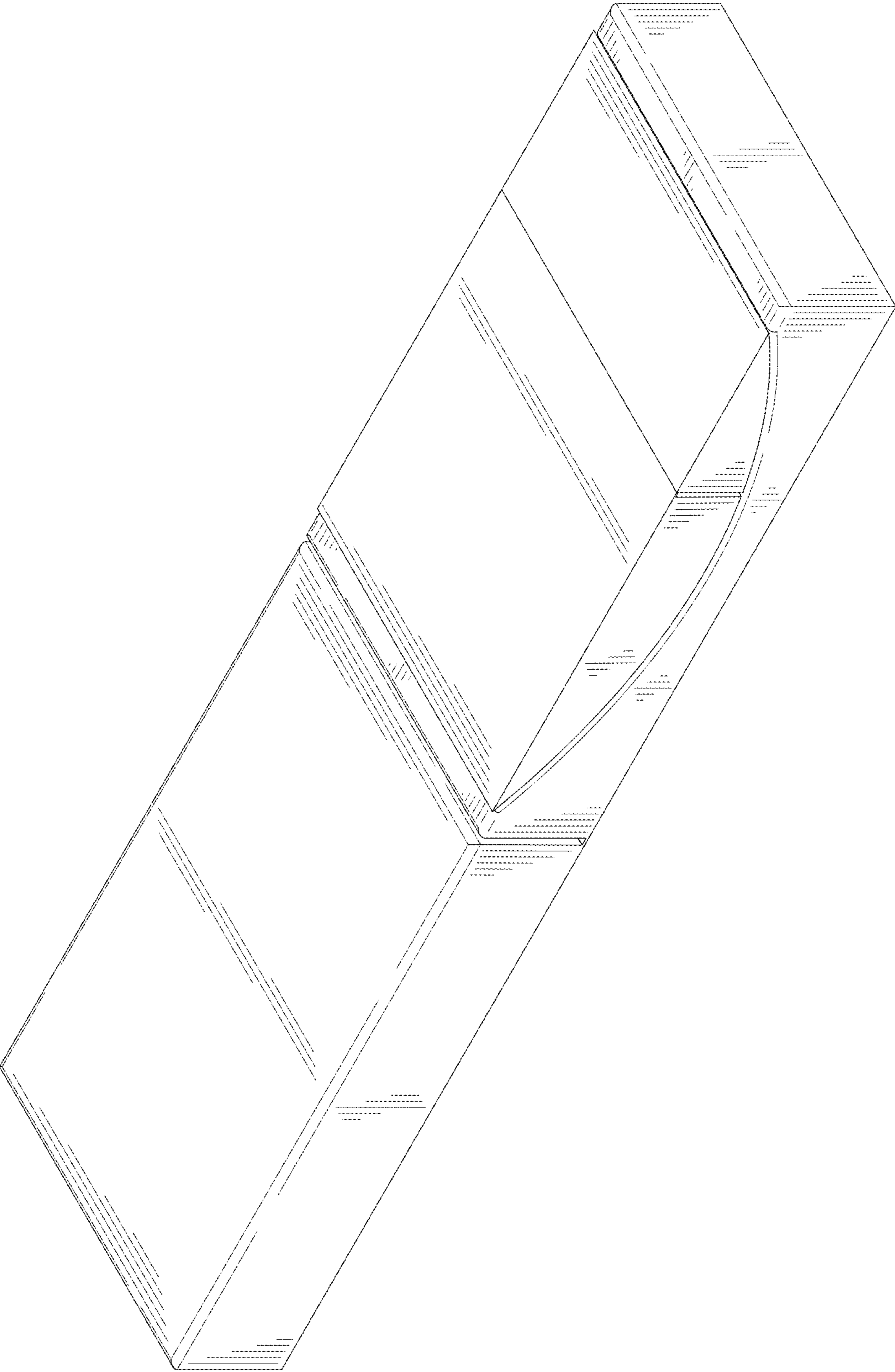


FIG. 1

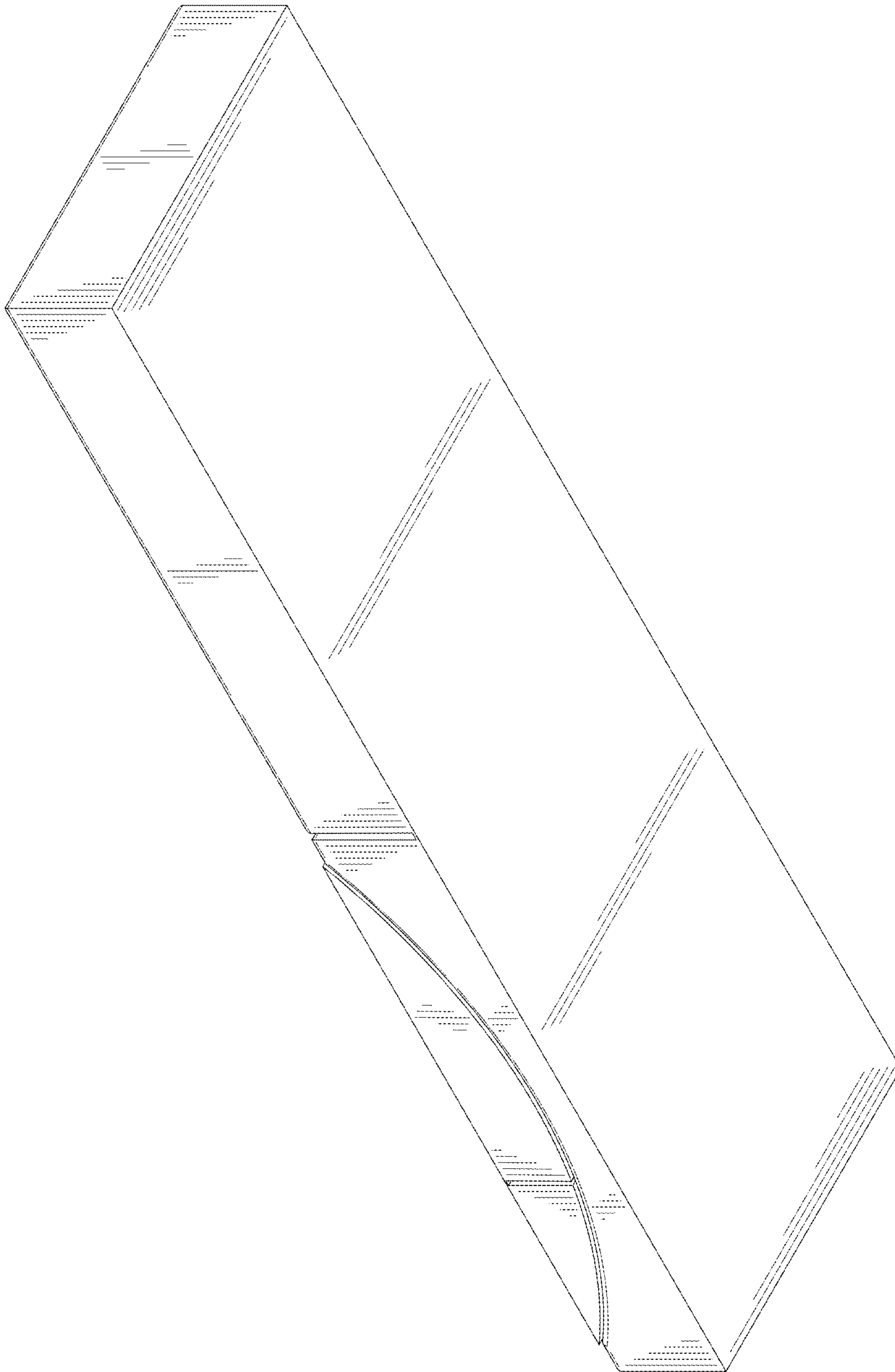


FIG. 2

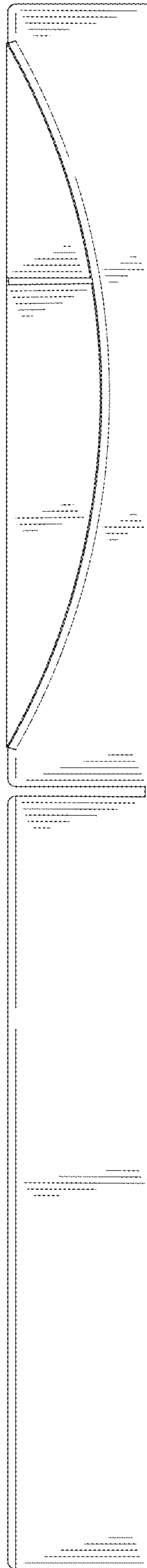


FIG. 3

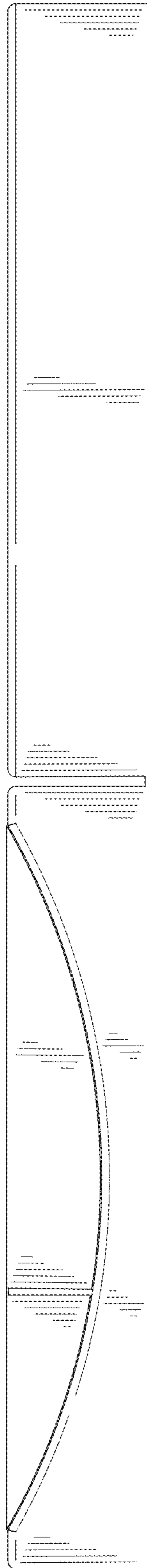


FIG. 4

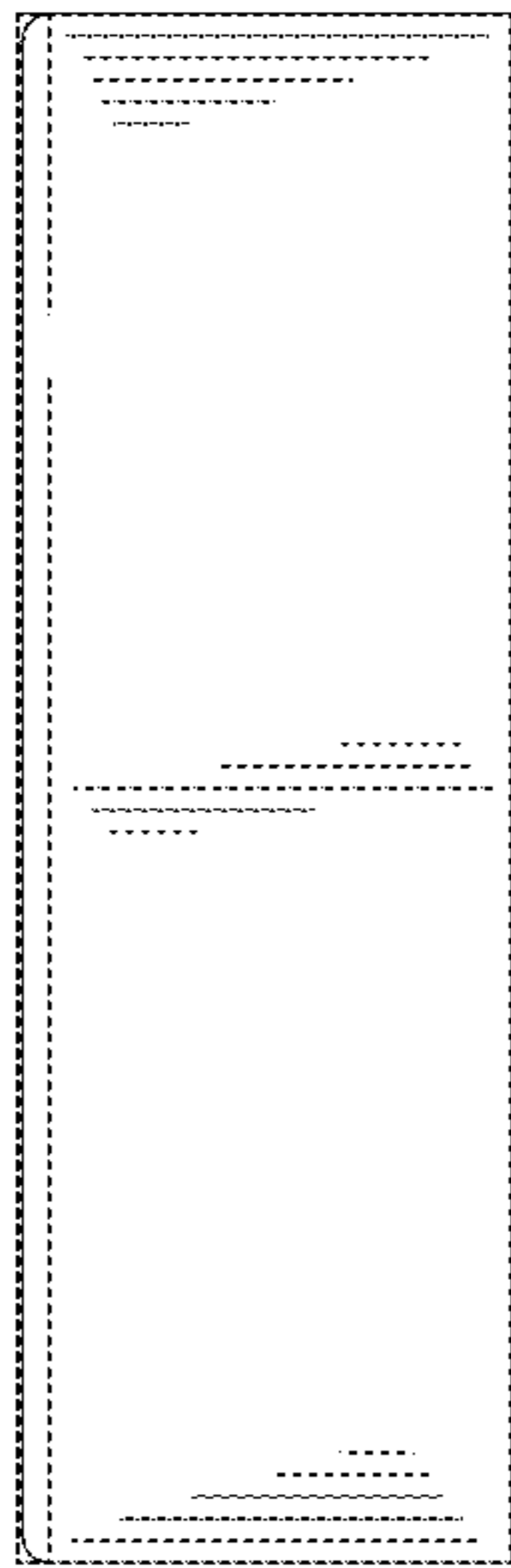


FIG. 5




FIG. 6

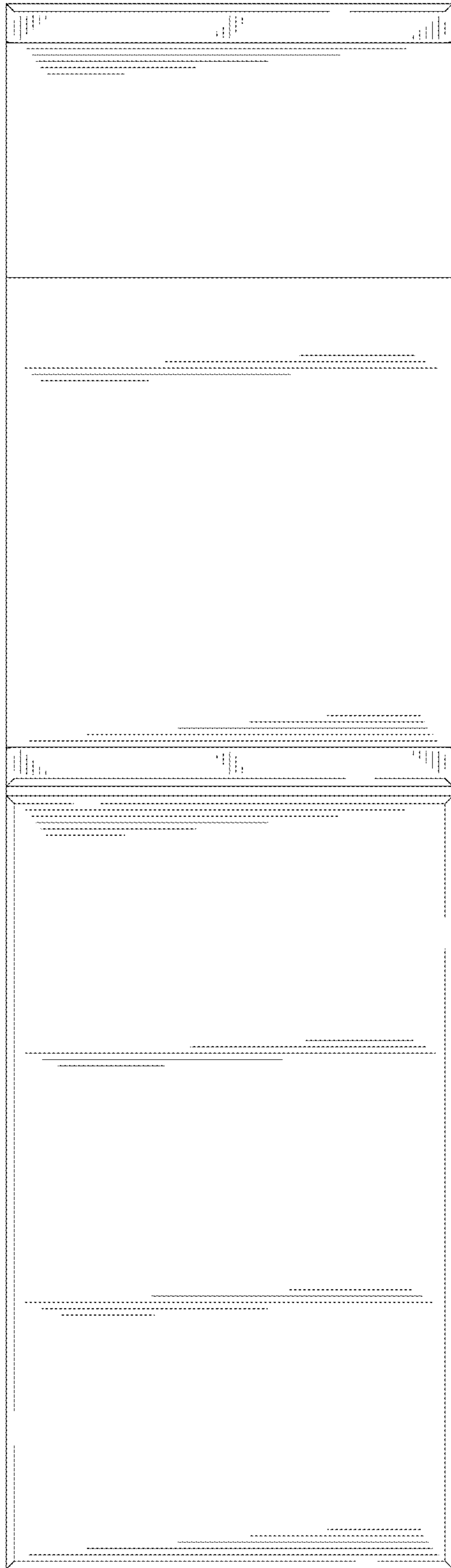


FIG. 7




FIG. 8

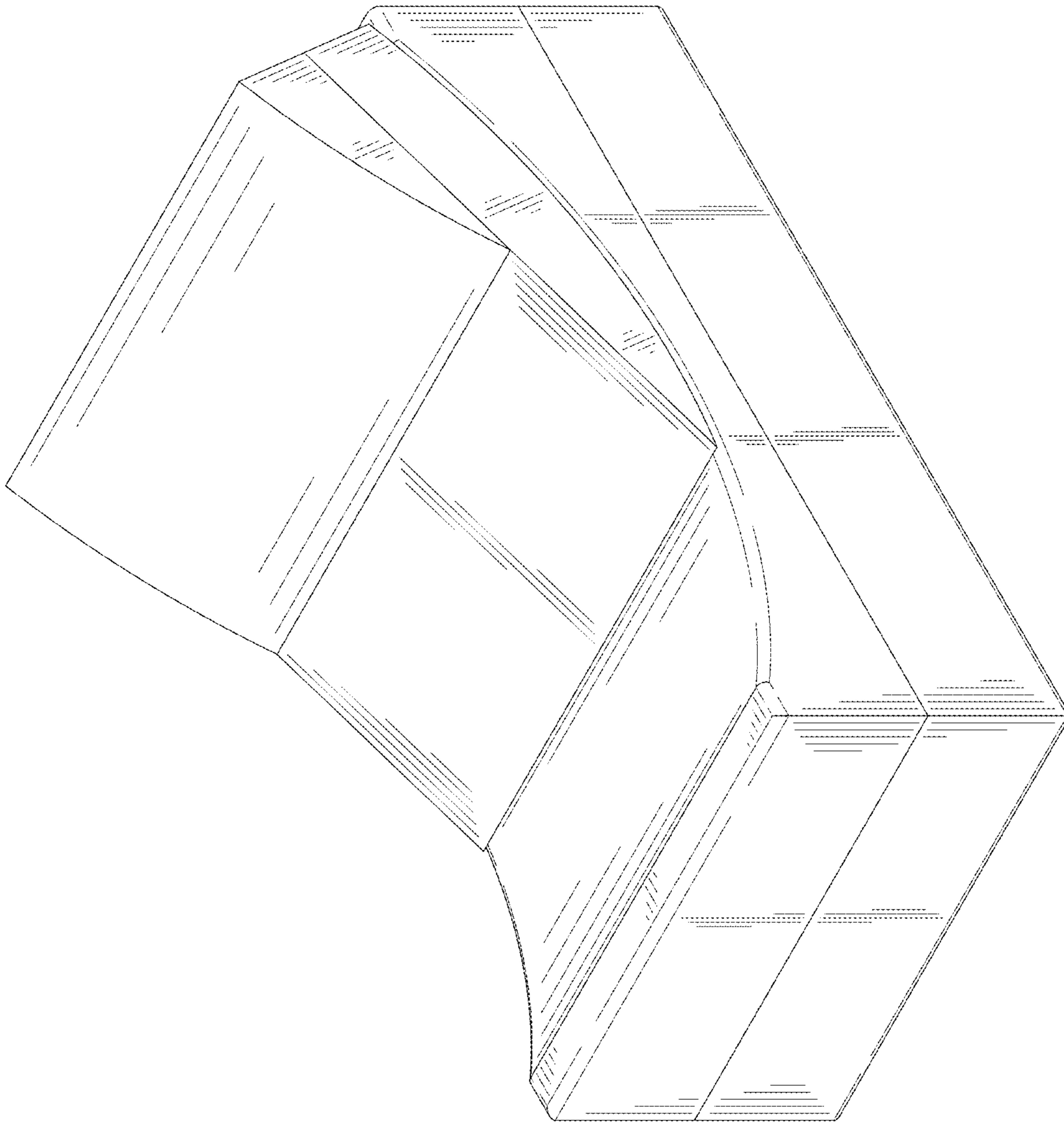


FIG. 9