



US00D963345S

(12) **United States Design Patent** (10) **Patent No.:** **US D963,345 S**
Ji et al. (45) **Date of Patent:** **** Sep. 13, 2022**

(54) **ELECTRIC TOOTHBRUSH**

(71) Applicant: **Thumbs Up Innovations Technology Co., Ltd., Zhuhai (CN)**

(72) Inventors: **Yiying Ji, Zhuhai (CN); Yubin Li, Zhuhai (CN); Yuqiang Zhao, Zhuhai (CN); Xiu Zou, Zhuhai (CN); Zhidong Wang, Zhuhai (CN); Guojun Lv, Zhuhai (CN); Rongjin Zheng, Zhuhai (CN); Jiacheng Huang, Zhuhai (CN); Lilin Xu, Zhuhai (CN)**

(73) Assignee: **Thumbs Up Innovations Technology Co., Ltd., Zhuhai (CN)**

(**) Term: **15 Years**

(21) Appl. No.: **29/750,786**

(22) Filed: **Sep. 16, 2020**

(51) **LOC (13) Cl.** **28-03**

(52) **U.S. Cl.**
USPC **D4/101**

(58) **Field of Classification Search**
USPC D4/101, 104, 105, 106, 107, 108, 109, D4/110, 111, 112, 113
CPC A46B 9/04; A46B 2200/1066
See application file for complete search history.

D949,573 S * 4/2022 Zhao D4/111
D950,957 S * 5/2022 Zhou D4/101
D951,650 S * 5/2022 Peng D4/101

FOREIGN PATENT DOCUMENTS

GB 9008127385-0002 * 8/2020
GB 9008166839-0001 * 9/2020

OTHER PUBLICATIONS

Fairywill electric toothbrush by Thumbs Up Innovations Technology Co., Ltd. [on-line]. [Original publication date unknown.] [Retrieved from the Internet Jul. 2, 2022.] URL: <https://www.alibaba.com/product-detail/Fairywill-FW-E11-2021-2020-2022_1600244709876.html?spm=a2700.shop_plgr.41413.950ab7c11QaQdMI> (Year: 2022) (Year: 2022).*

Video of Fairywill electric toothbrush by Thumbs Up Innovations Technology Co., Ltd. [on-line]. [Original publication date unknown.] [Retrieved from the Internet Jul. 2, 2022.] URL: <https://www.alibaba.com/product-detail/Fairywill-FW-E11-2021-2020-2022_1600244709876.html?spm=a2700.shop_plgr.41413.950ab7c11QaQdMI> (Year: 2022).*

* cited by examiner

Primary Examiner — Karen E Eldridge Powers
(74) *Attorney, Agent, or Firm* — ScienBiziP, P.C.

(57) **CLAIM**

The ornamental design for an electric toothbrush, as shown and described.

DESCRIPTION

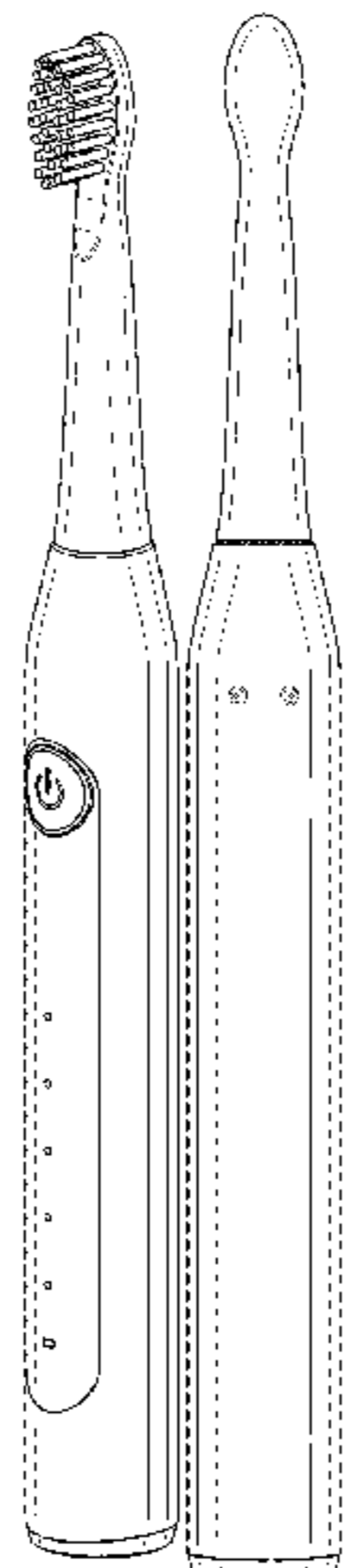
FIG. 1 is a front, top and right side perspective view of an electric toothbrush, showing my design; FIG. 2 is a front elevation view thereof; FIG. 3 is a rear elevation view thereof; FIG. 4 is a left side elevation thereof; FIG. 5 is a right side elevation thereof; FIG. 6 is a top plan view thereof; and, FIG. 7 is a bottom plan view thereof.

(Continued)

(56) **References Cited**

U.S. PATENT DOCUMENTS

D861,351 S * 10/2019 Albay D4/101
D881,584 S * 4/2020 Porter D4/104
D884,354 S * 5/2020 Albay D4/101
D893,196 S * 8/2020 Zhao D4/101
D893,880 S * 8/2020 Zheng D4/101
D895,974 S * 9/2020 Xiong D4/101
D906,688 S * 1/2021 Porter D4/104
D930,364 S * 9/2021 Qiu D4/101
D939,216 S * 12/2021 Liu D4/111
11,197,538 B2 * 12/2021 Greve A46B 15/0044
D945,774 S * 3/2022 Zhao D4/101



The broken lines in the drawings depict environmental structure and form no part of the claimed design.

1 Claim, 6 Drawing Sheets

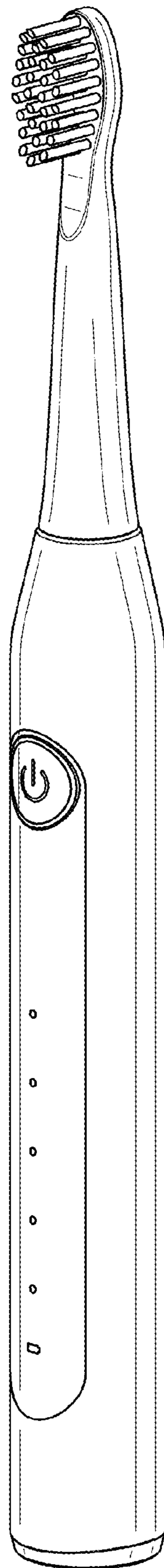


FIG.1

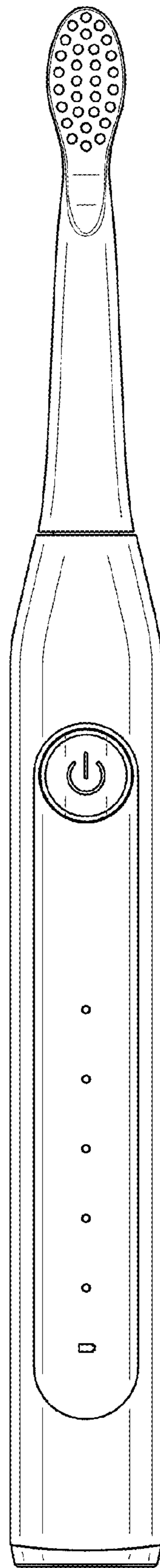


FIG.2




FIG.3




FIG. 4




FIG. 5

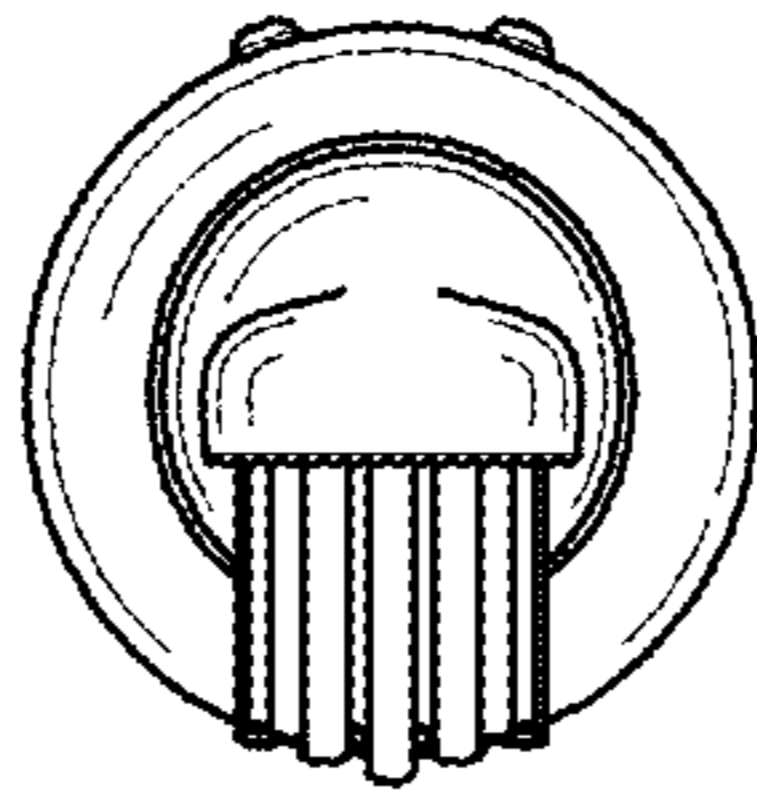


FIG. 6

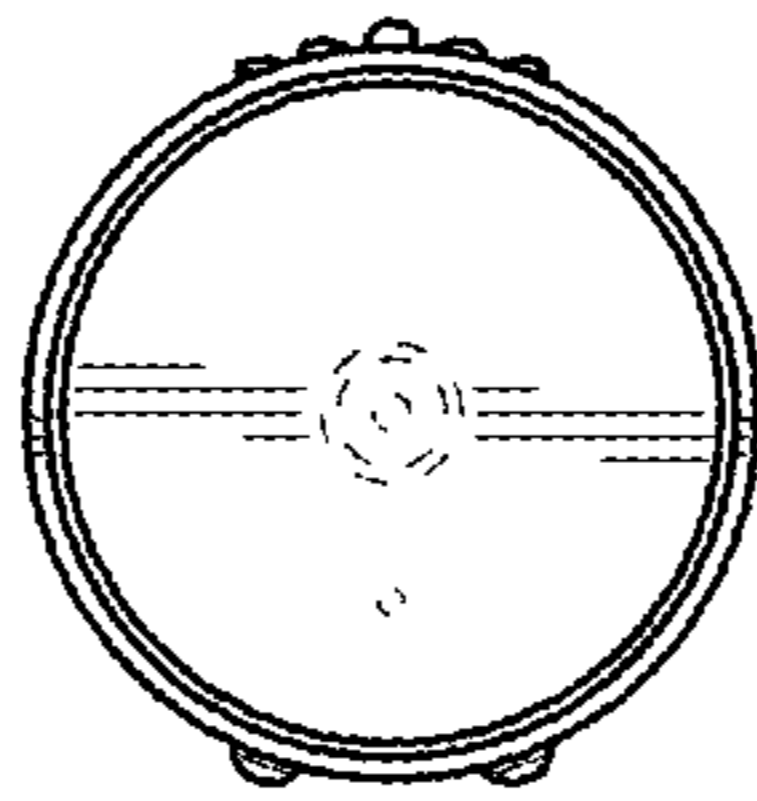


FIG. 7