



US00D963267S

(12) **United States Design Patent**
Lee et al.

(10) **Patent No.:** **US D963,267 S**
(45) **Date of Patent:** **** *Sep. 6, 2022**

(54) **ELECTRONIC WASHING AND DRYING MACHINE FOR LAUNDRY PURPOSE**

(71) Applicant: **LG ELECTRONICS INC.**, Seoul (KR)

(72) Inventors: **Junghwan Lee**, Seoul (KR); **Sojin Park**, Seoul (KR); **Eunyoung Chee**, Seoul (KR); **Nerry Son**, Seoul (KR); **Hyewon Kim**, Seoul (KR)

(73) Assignee: **LG ELECTRONICS INC.**, Seoul (KR)

(*) Notice: This patent is subject to a terminal disclaimer.

(**) Term: **15 Years**

(21) Appl. No.: **29/728,792**

(22) Filed: **Mar. 20, 2020**

(30) **Foreign Application Priority Data**

Sep. 20, 2019 (KR) 30-2019-0045288

(51) **LOC (13) Cl.** **15-05**

(52) **U.S. Cl.**
USPC **D32/5**

(58) **Field of Classification Search**
USPC D21/526; D32/5, 6, 8, 11, 25
CPC D06F 25/00; D06F 95/00; D06F 39/125;
D06F 23/02; D06F 58/02; D06F 29/005;
D06F 58/26; D06F 39/12; D06F 39/083
See application file for complete search history.

(56) **References Cited**

U.S. PATENT DOCUMENTS

D298,873 S * 12/1988 Erickson D32/5
D374,521 S * 10/1996 Jackovin D32/5
6,671,978 B1 * 1/2004 McGowan D06F 29/00
34/527

D517,254 S * 3/2006 Geyer D32/5
D640,020 S * 6/2011 Helot D32/5
D739,095 S * 9/2015 Shu D32/6
D776,374 S * 1/2017 Lee D32/11
D780,386 S * 2/2017 Lee D32/6
D781,004 S * 3/2017 Lee D32/6
D851,844 S * 6/2019 Kong D32/5
D853,062 S * 7/2019 Yoo D32/25

(Continued)

OTHER PUBLICATIONS

Home Depot <https://www.homedepot.com/p/LG-Electronics-27-in-Black-Steel-WashTower-Laundry-Center-with-4-5-cu-ft-Front-Load-Washer-and-7-4-cu-ft-Electric-Dryer-WKEX200HBA/314744262>
(Year: 2021).*

Primary Examiner — Michelle E. Wilson

Assistant Examiner — Richard E Yenchesky

(74) *Attorney, Agent, or Firm* — Birch, Stewart, Kolasch & Birch, LLP

(57) **CLAIM**

The ornamental design for an electronic washing and drying machine for laundry purpose, as shown and described.

DESCRIPTION

FIG. 1 is a front perspective view of the electronic washing and drying machine for laundry purpose showing our new design;

FIG. 2 is a front view thereof;

FIG. 3 is a rear view thereof;

FIG. 4 is a left view thereof;

FIG. 5 is a right view thereof;

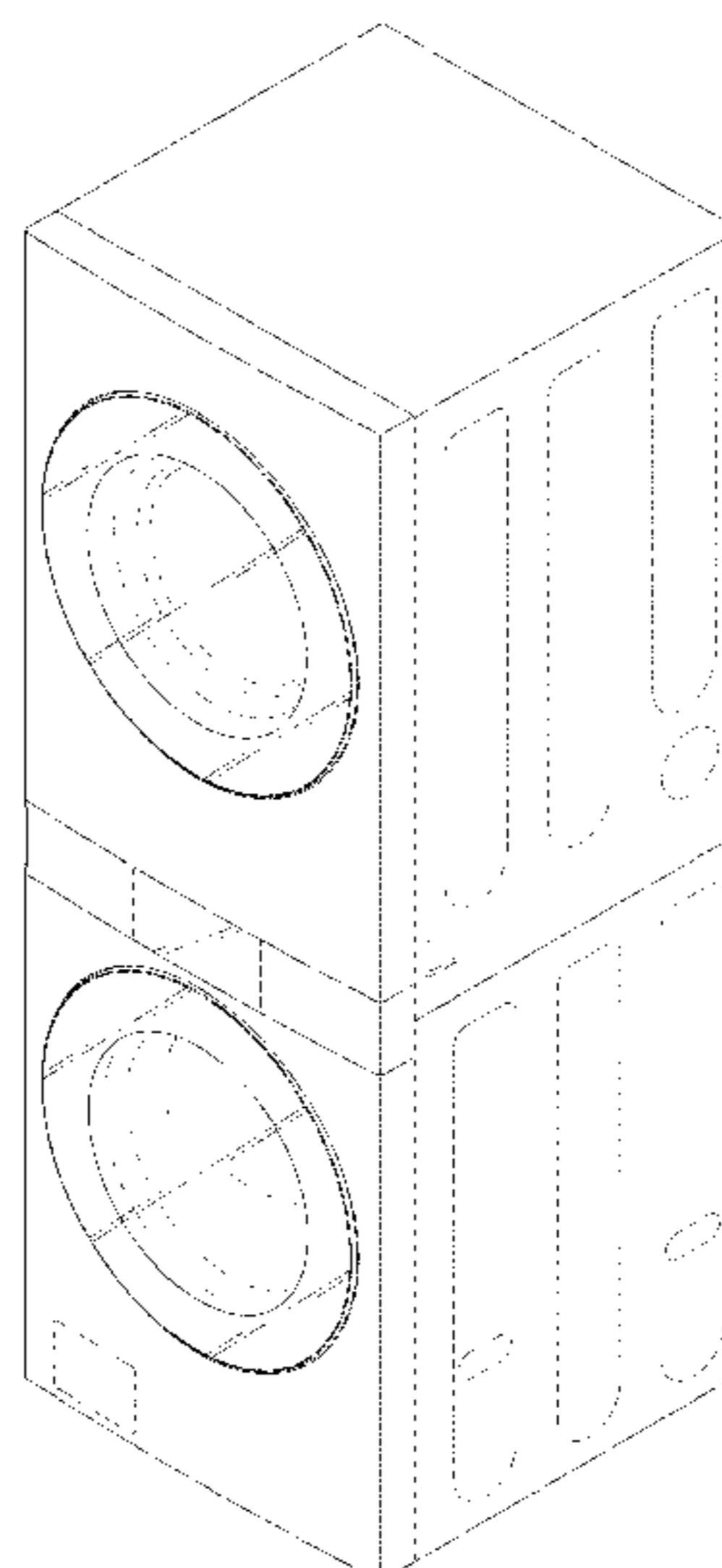
FIG. 6 is a top view thereof;

FIG. 7 is a bottom view thereof; and,

FIG. 8 is a perspective view, with the control panel shown in use.

The broken lines depict portions of the electronic washing and drying machine for laundry purpose that form no part of the claimed design.

1 Claim, 8 Drawing Sheets



(56)

References Cited

U.S. PATENT DOCUMENTS

2007/0169519 A1* 7/2007 Hershey D06F 95/00
68/3 R
2021/0148030 A1* 5/2021 Lv D06F 37/30
2021/0254265 A1* 8/2021 Cho D06F 29/005
2021/0277559 A1* 9/2021 Kwon D06F 58/26
2021/0277567 A1* 9/2021 Jung D06F 34/34
2021/0277568 A1* 9/2021 Jung D06F 58/02
2021/0277580 A1* 9/2021 Jung D06F 23/02
2021/0277581 A1* 9/2021 Cho D06F 39/125

* cited by examiner

FIG. 1

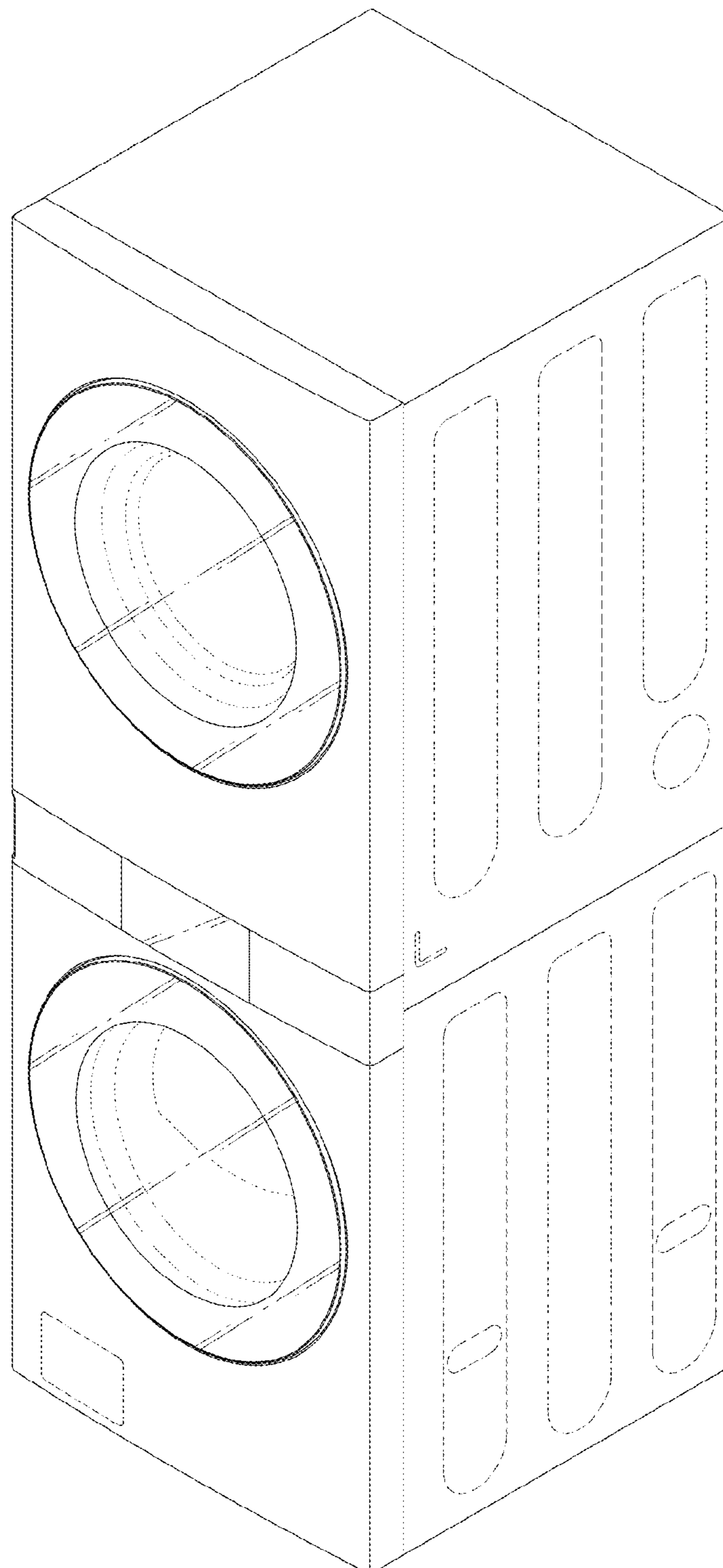


FIG. 2

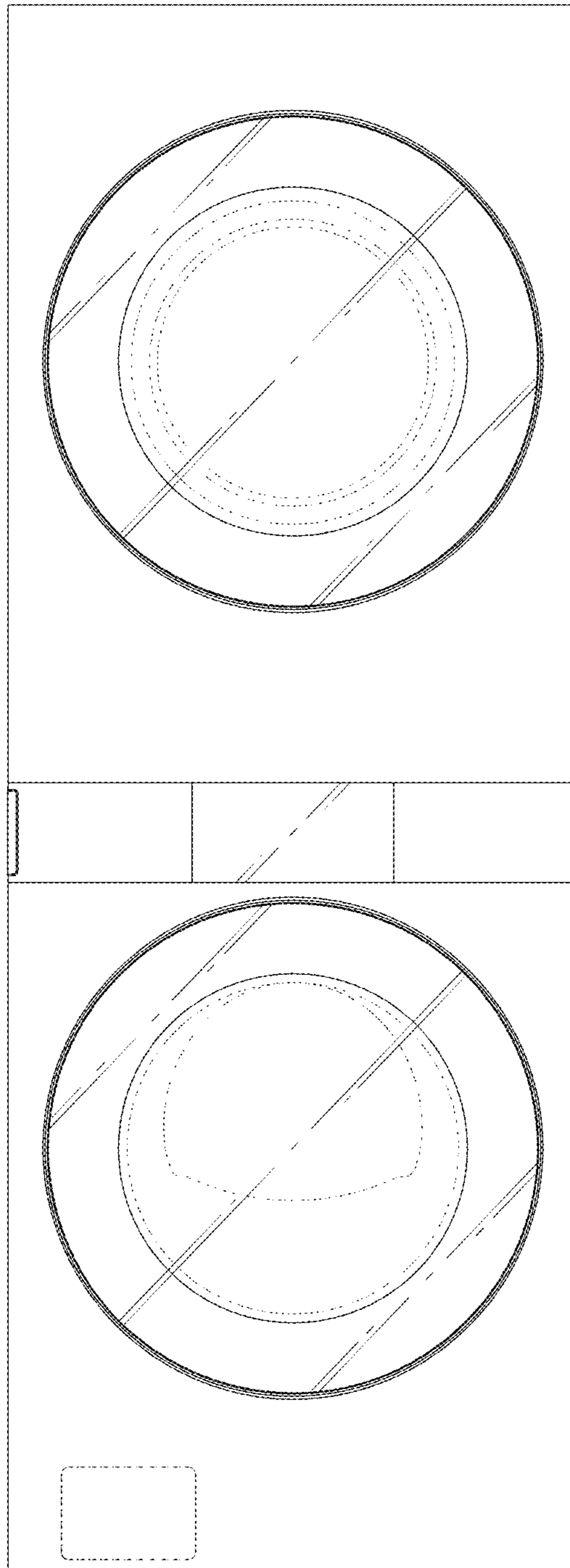


FIG. 3




FIG. 4

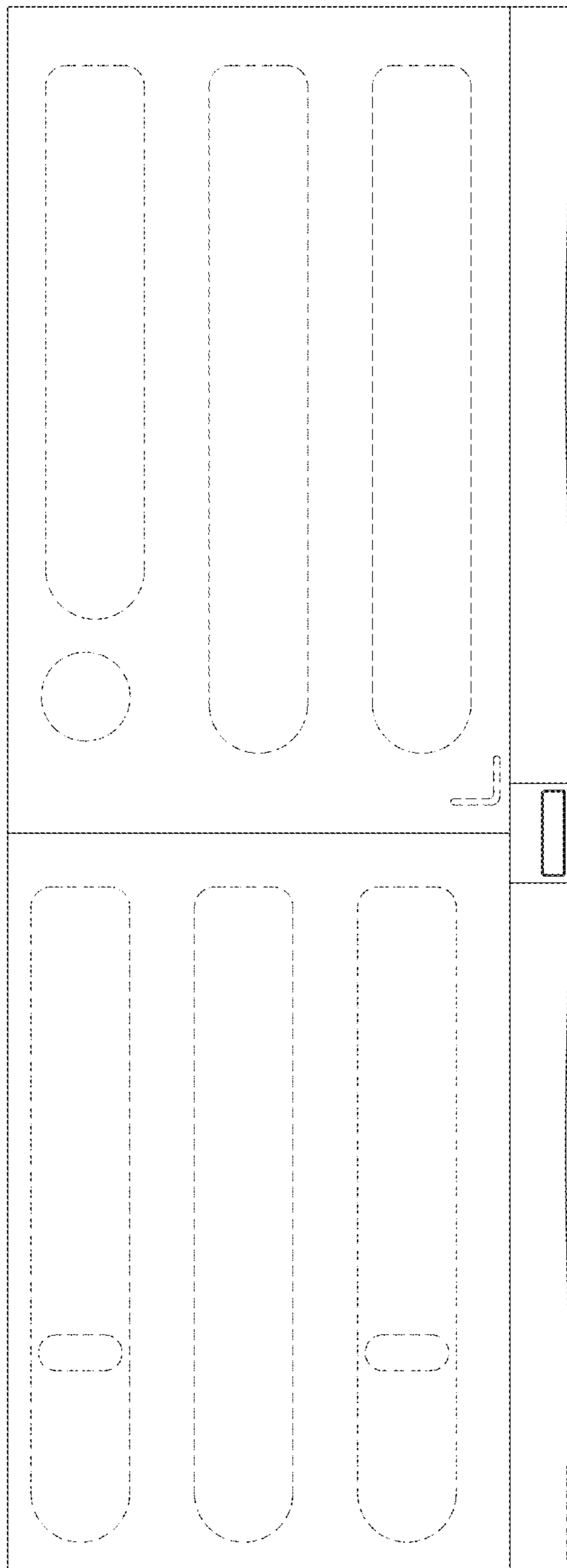


FIG. 5

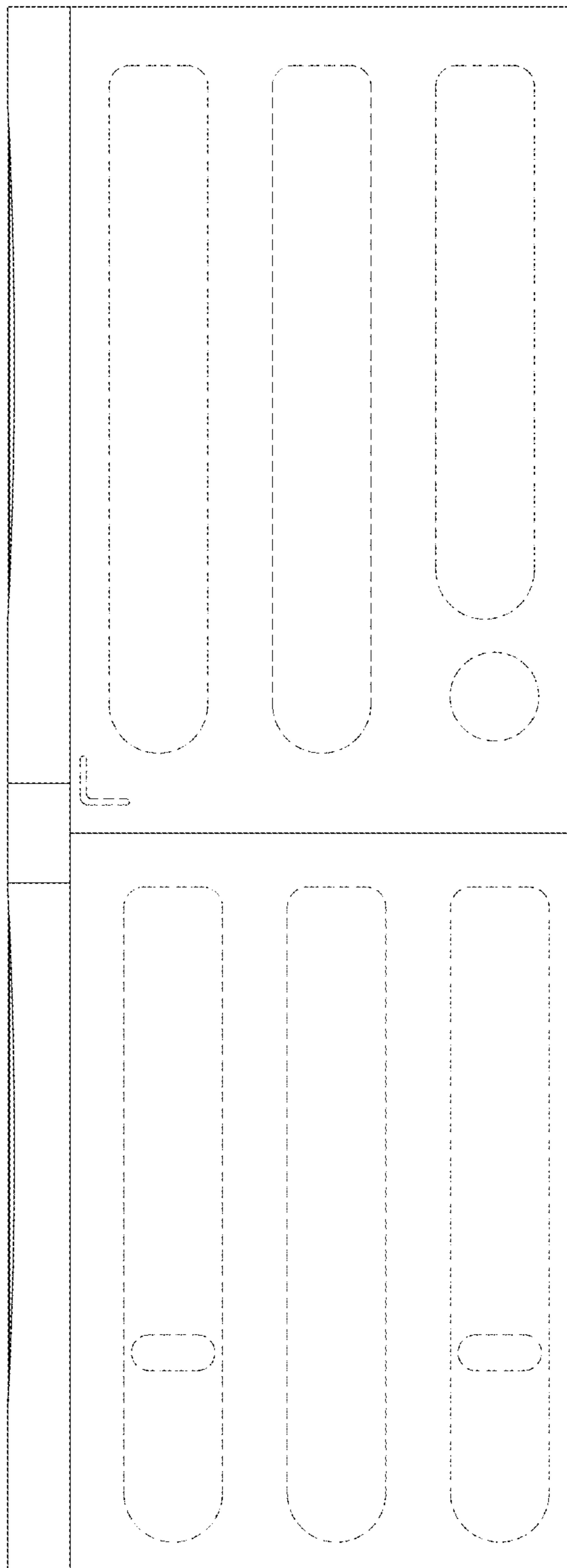


FIG. 6




FIG. 7




FIG. 8

