



US00D963266S

(12) **United States Design Patent** (10) **Patent No.:** **US D963,266 S**
Mo (45) **Date of Patent:** **** Sep. 6, 2022**

(54) **DOG TRAINING DEVICE**
(71) Applicant: **Xijian Mo**, Shenzhen (CN)
(72) Inventor: **Xijian Mo**, Shenzhen (CN)
(**) Term: **15 Years**
(21) Appl. No.: **29/807,257**
(22) Filed: **Sep. 10, 2021**
(51) **LOC (13) Cl.** **30-99**
(52) **U.S. Cl.**
USPC **D30/199; D10/104.1**
(58) **Field of Classification Search**
USPC D30/151-155, 144, 199, 160;
119/792-798, 850, 855-859, 863-865,
119/654, 905, 907, 815, 712, 802, 784,
119/769, 760, 776, 862, 908, 860,
119/719-721; 242/381.1-381.2, 385.4,
242/378.3, 376.1, 385.1, 916, 601, 570,
242/405, 404, 371, 223, 170, 388.1,
242/405.2, 377, 381.3, 381.6, 405.3,
242/388.6, 384.7, 382, 396.1, 404.1, 380;
362/108; 33/767, 769, 414; D12/400;
D3/229, 230, 207, 208, 215; 40/1.5, 455,
40/640, 303; 206/63.3, 459.5, 702, 408;
D6/515; D8/358, 360, 347, 360.1, 359,
D8/356, DIG. 1; D24/145, 167, 186, 146,
D24/169; D10/57, 72, 106.1, 104.1,
D10/104.2, 109.2, 70, 97, 98, 78, 65;
D20/28; 224/666, 678; 16/445; 283/74,
283/70; D11/232, 200, 216, 1, 2, 86, 87,
D11/201, 206-210, 212-215, 218;
24/163 K, 122.3, 323, 702, 600.4-600.7,
24/163 R, 169-171, 173, 177-179, 191,
24/194, 195, 197, 200, 303, 616, 635,
24/313, 615, 3, 6, 3 K, 599.2, 96, 221,
24/237, 311, 312, 314, 321, 338, 339,
24/309; 428/3, 4; 54/76, 1, 71; 63/29.1,
63/3; 191/12.2 R, 12.4; D13/154, 153,

D13/137.4, 155, 103, 168; D19/69, 67;
379/438; 446/26; 473/576; D22/140;
174/135; 439/504, 13, 501; D34/33;
188/83, 82.1, 65.1; 254/134.3 FT;
D29/124; D2/627, 624, 633, 625;
132/145, 146, 148; 2/314; 59/79.1;
340/573.3, 573.1, 573, 573.4,
340/539.13-539.19; 343/895; 278/8;
231/7; 361/232; D14/344, 341, 137,
D14/155, 496, 203.5, 203.3, 144, 218,
D14/188, 216, 192; 342/357.51, 357.57,
(Continued)

(56) **References Cited**

U.S. PATENT DOCUMENTS

D462,916 S * 9/2002 Fleetwood D10/104.1
6,549,133 B2 * 4/2003 Duncan A01K 15/021
119/908

(Continued)

Primary Examiner — Susan Moon Lee

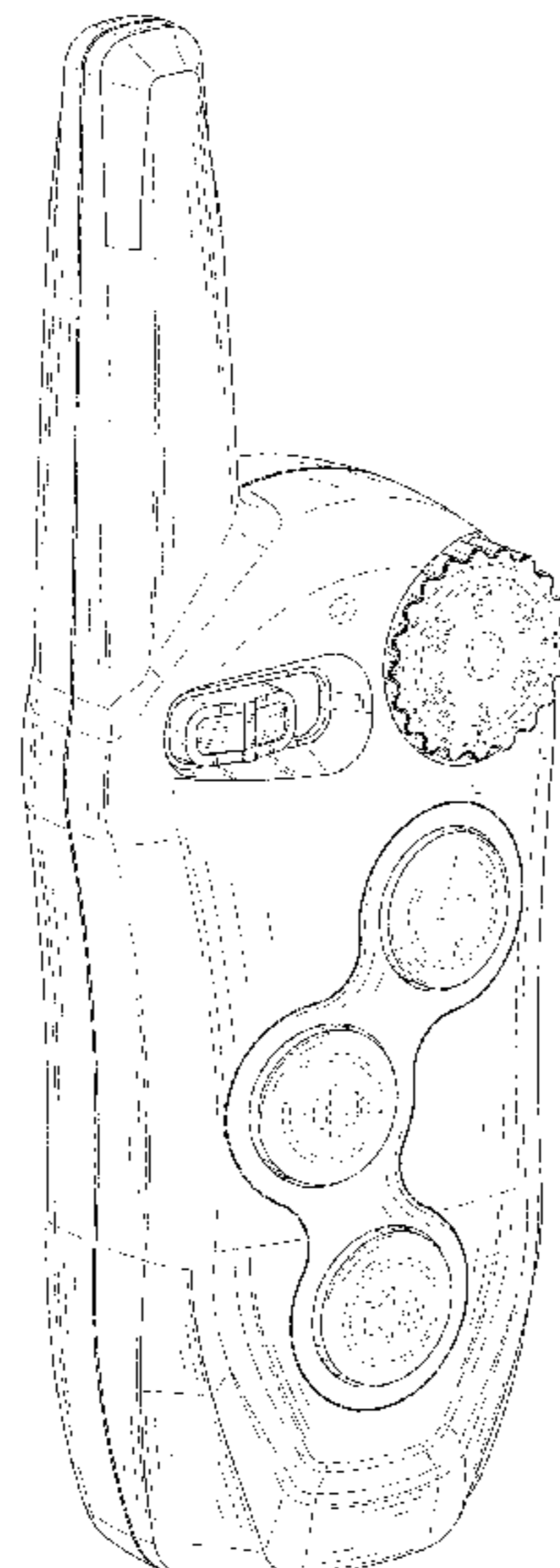
(57) **CLAIM**

The ornamental design for a dog training device, as shown and described.

DESCRIPTION

FIG. 1 is a perspective view of a dog training device showing my new design;
FIG. 2 is another perspective view thereof;
FIG. 3 is a front elevational view thereof;
FIG. 4 is a rear elevational view thereof;
FIG. 5 is a left side elevational view thereof;
FIG. 6 is a right side elevational view thereof;
FIG. 7 is a top plan view thereof; and,
FIG. 8 is a bottom plan view thereof.
The broken lines in the drawings depict portions of the dog training device that form no part of the claimed design.

1 Claim, 8 Drawing Sheets



US D963,266 S

Page 2

(58) **Field of Classification Search**

USPC 342/357.52, 357.55; 455/100, 352, 456.1,
455/550.1, 90.2; 315/291
CPC A01K 15/021; A01K 15/02; A01K 15/022;
A01K 15/023; A01K 15/029; A01K
15/04; A01K 15/00; A01K 15/006; A01K
12/022; A01K 27/009; A01K 27/00;
A01K 27/001; A01K 27/006-008; A01K
29/005; A01K 29/00; A61B 5/0002-0028;
A61B 5/681; A61B 5/6822; A61B
5/6824; A61B 5/6829; G01S 5/0294;
H04B 1/38

See application file for complete search history.

(56) **References Cited**

U.S. PATENT DOCUMENTS

D482,630 S * 11/2003 So D30/199
D685,757 S * 7/2013 Liu D14/155
D711,848 S * 8/2014 Liu D14/155
D771,327 S * 11/2016 Hu D10/104.1

D835,861 S * 12/2018 Li D30/199
10,159,219 B2 * 12/2018 Van Curen A01K 15/022
D878,315 S * 3/2020 Zhou D10/104.1
D890,456 S 7/2020 Dai
D897,057 S * 9/2020 Jia D10/104.1
D899,016 S * 10/2020 Jia D10/104.1
D919,201 S 5/2021 Wang
D919,905 S * 5/2021 Wang D10/104.1
D930,294 S * 9/2021 Jia D10/104.1
D931,557 S * 9/2021 Xie D10/104.1
D944,471 S * 2/2022 Li D10/104.1
2002/0092478 A1 * 7/2002 Duncan A01K 15/021
119/720
2005/0172912 A1 * 8/2005 Crist A01K 15/021
119/720
2013/0118418 A1 * 5/2013 Lalor A01K 15/021
119/720
2014/0261233 A1 * 9/2014 So A01K 27/009
119/720
2017/0208775 A1 * 7/2017 Van Curen A01K 15/023
2017/0360003 A1 * 12/2017 So A01K 27/009
2020/0015456 A1 * 1/2020 Van Curen A01K 15/022

* cited by examiner

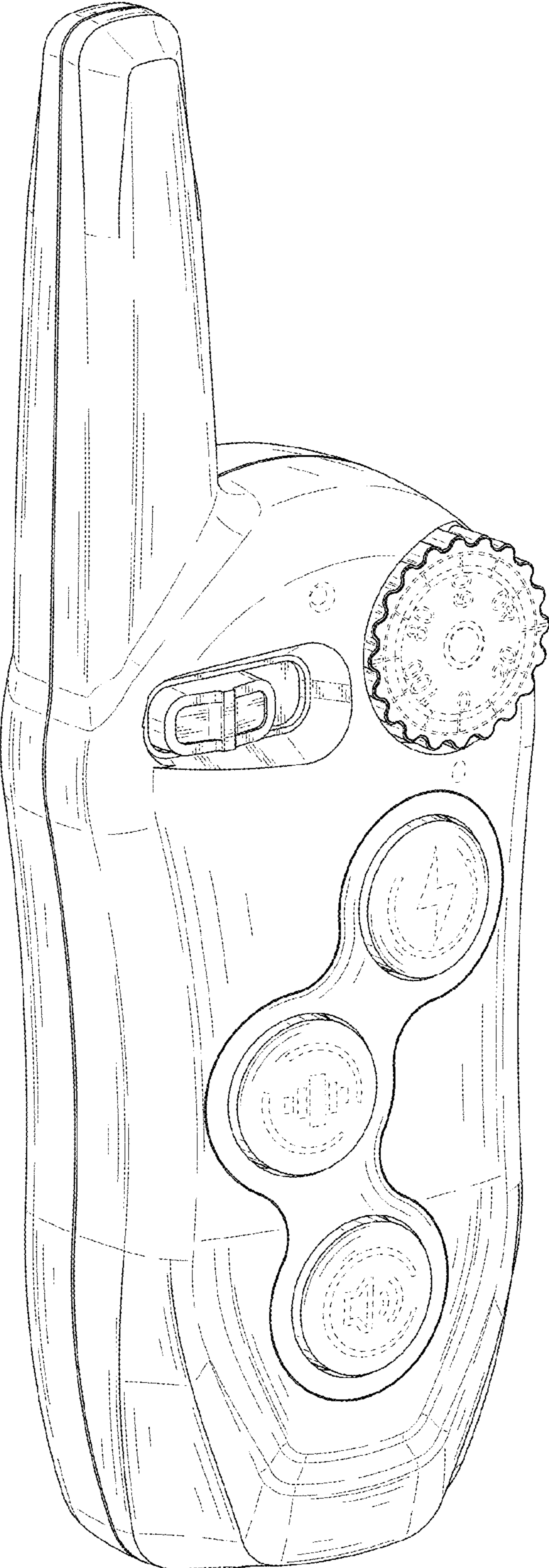


FIG. 1

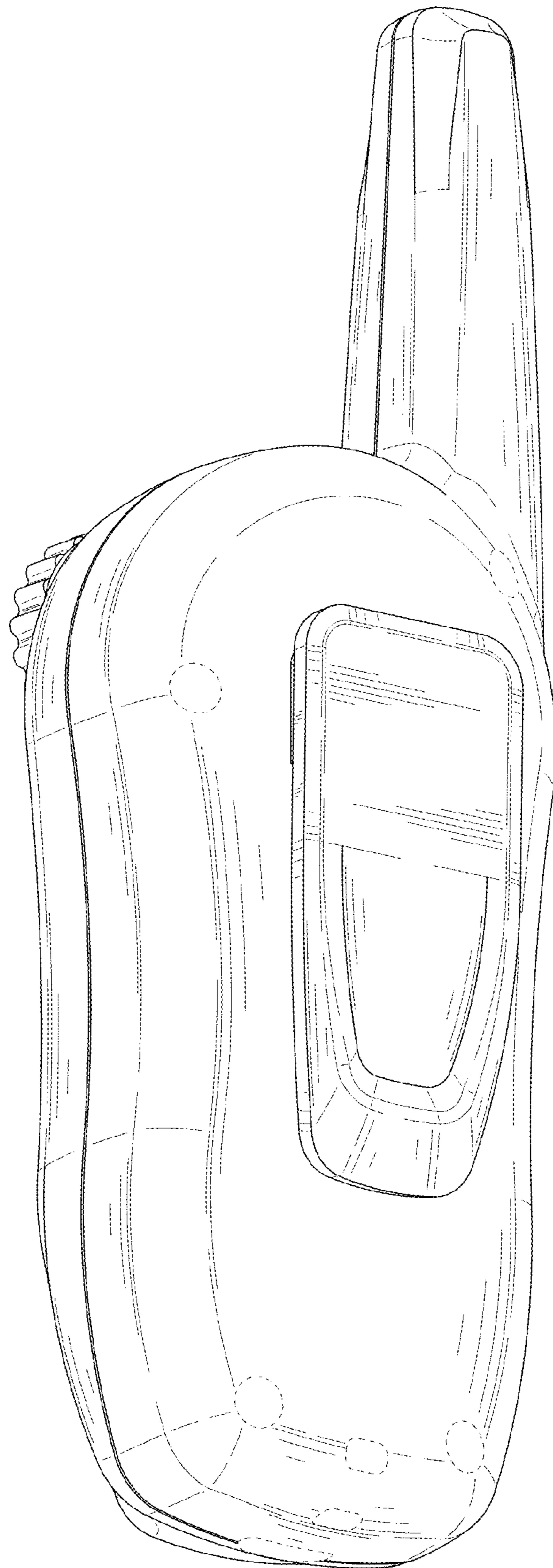


FIG. 2

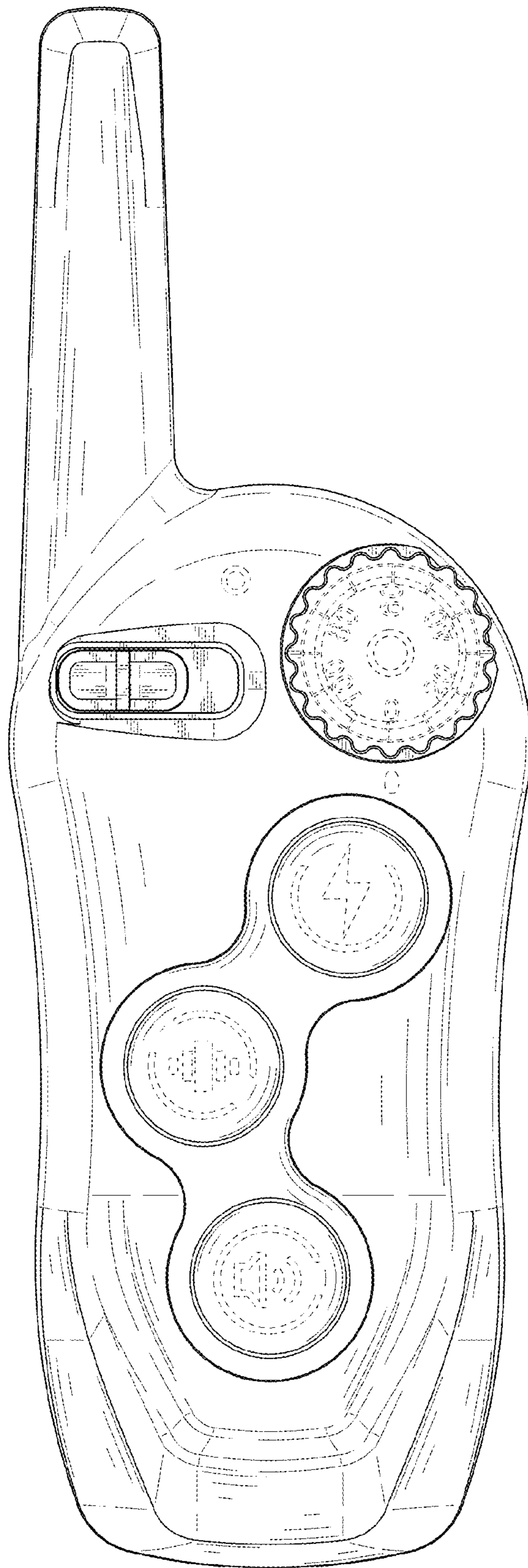


FIG. 3

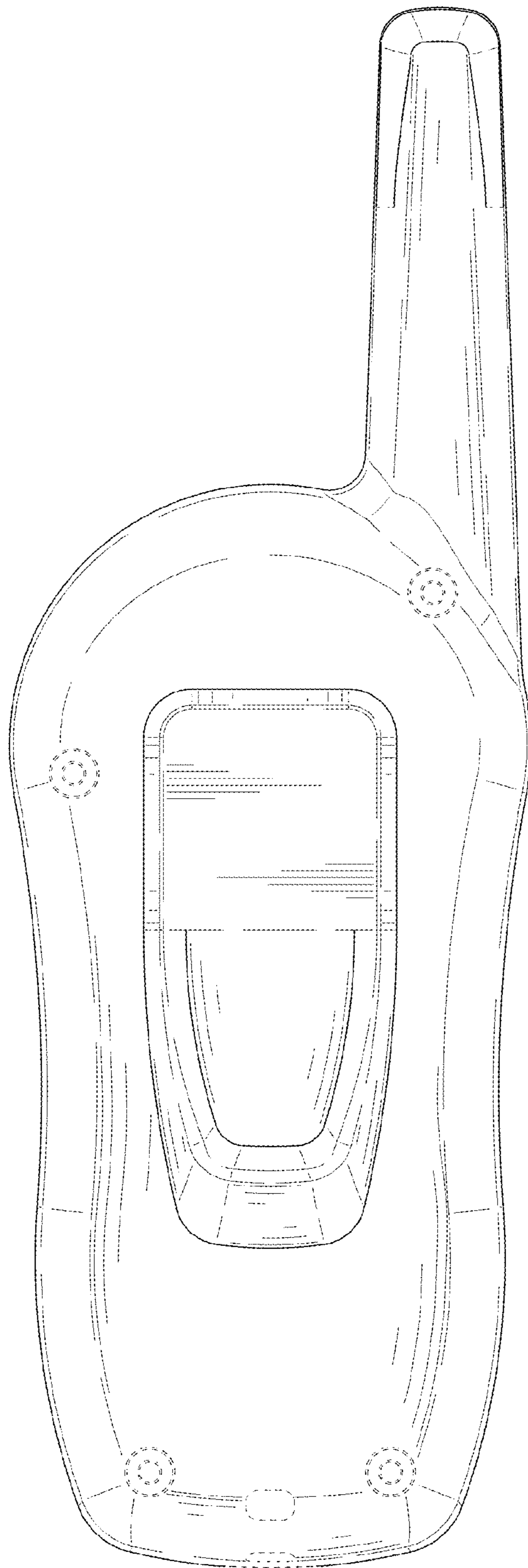


FIG. 4

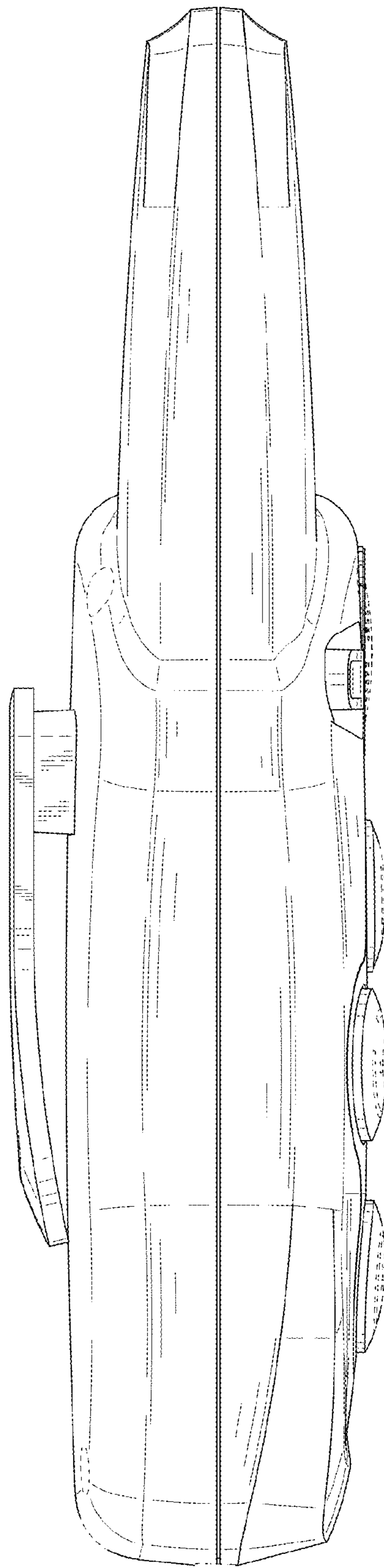


FIG. 5

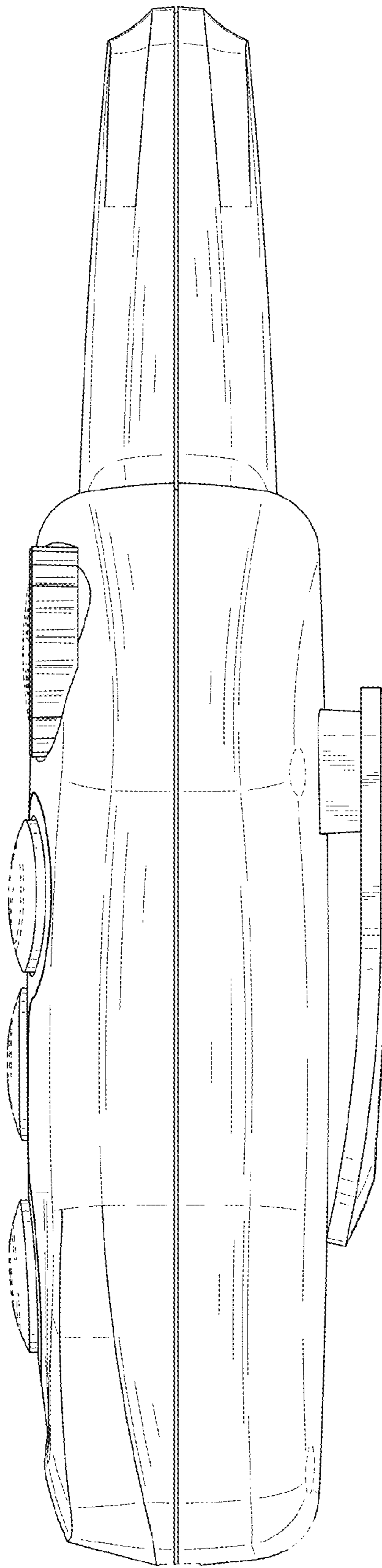


FIG. 6

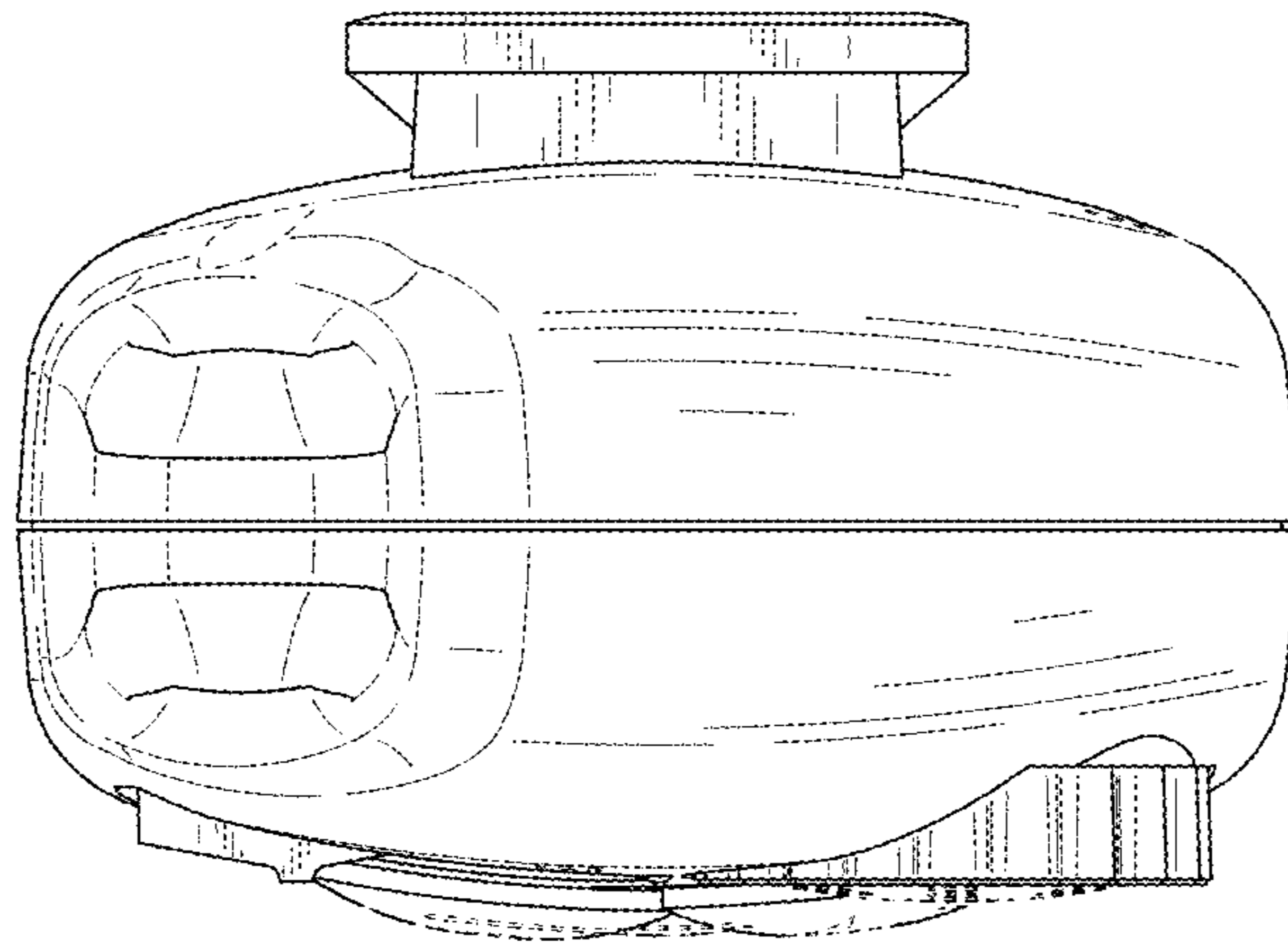


FIG. 7

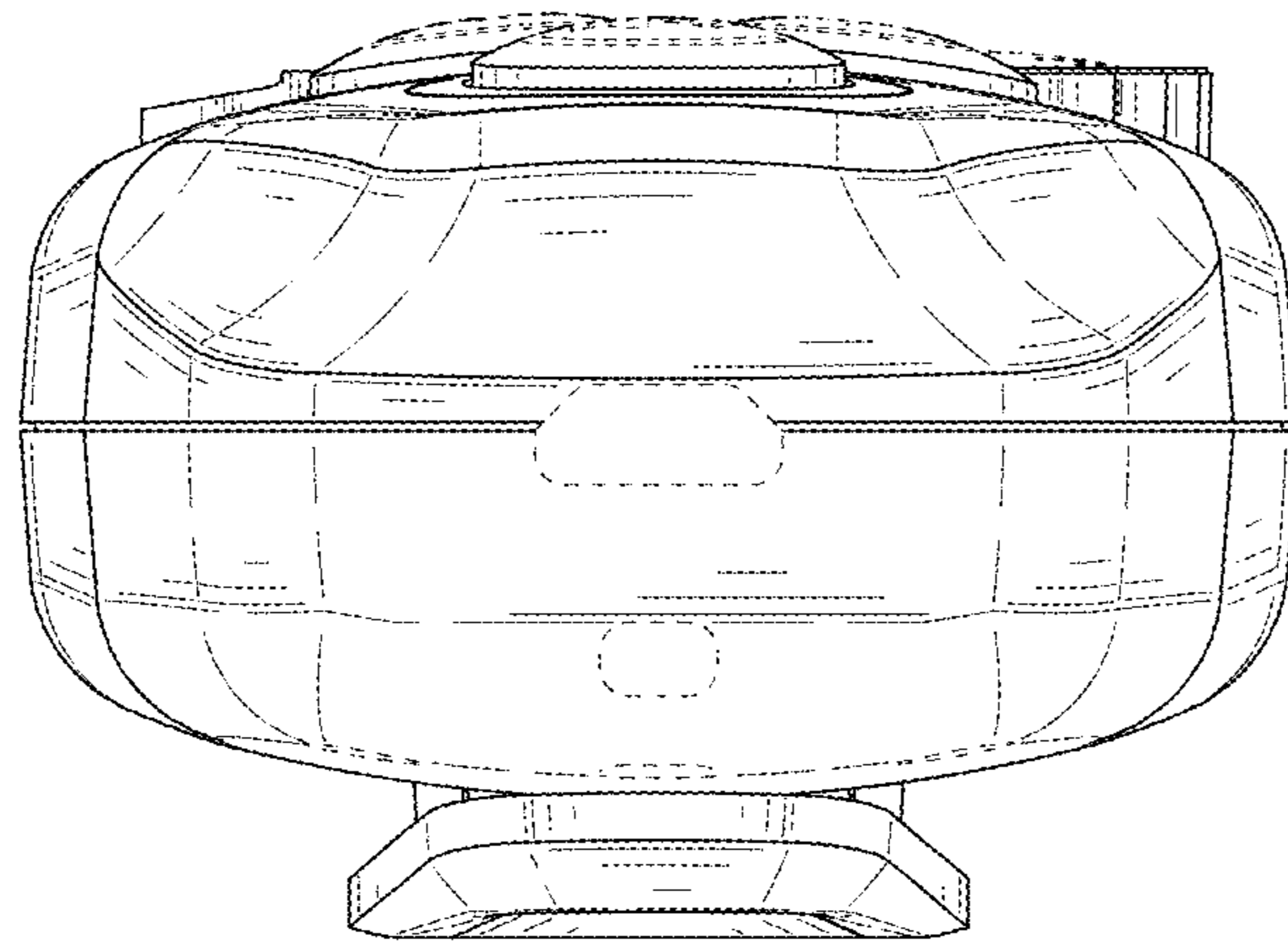


FIG. 8