



US00D963248S

(12) **United States Design Patent** (10) **Patent No.:** **US D963,248 S**
Kim et al. (45) **Date of Patent:** **** Sep. 6, 2022**

(54) **LIPSTICK CASE**
(71) Applicant: **AMOREPACIFIC CORPORATION,**
Seoul (KR)
(72) Inventors: **Yae Sol Kim,** Seoul (KR); **Jeehyo In,**
Seoul (KR)
(73) Assignee: **AMOREPACIFIC CORPORATION,**
Seoul (KR)

D518,381 S * 4/2006 Egawa D9/504
D521,383 S * 5/2006 Priestman D28/76
D539,984 S * 4/2007 Egawa D28/89
D671,837 S * 12/2012 Rosenberg D9/504
D683,238 S * 5/2013 You D9/688
D693,686 S * 11/2013 Rosenberg D9/503
D703,384 S * 4/2014 DeMarco D28/88
D737,149 S * 8/2015 Son D9/688
D886,386 S * 6/2020 Fuller D28/85
D909,874 S * 2/2021 Lee D9/503

(**) Term: **15 Years**
(21) Appl. No.: **29/723,079**
(22) Filed: **Feb. 4, 2020**

(30) **Foreign Application Priority Data**
Oct. 25, 2019 (KR) 30-2019-0050744
(51) **LOC (13) Cl.** **28-03**
(52) **U.S. Cl.**
USPC **D28/88**
(58) **Field of Classification Search**
USPC D28/4, 8.1, 9, 76, 85-90, 91.1, 99;
D9/451, 629, 503-504, 500, 529, 575,
D9/686, 723
CPC A45D 33/22; A45D 33/24; A45D 33/26;
A45D 33/28; A45D 40/00; A45D 40/20;
A45D 40/24; A45D 34/00; A45D 34/04;
A45D 34/06; A45D 34/041; A45D 40/02;
A45D 40/06; A45D 40/18; A45D 40/262
See application file for complete search history.

(56) **References Cited**
U.S. PATENT DOCUMENTS
D408,592 S * 4/1999 Litton D28/76
D441,916 S * 5/2001 Faillant-Dumas D28/88

OTHER PUBLICATIONS

Laneige Utlimistic Velvet Lipstick, published on Aug. 23, 2021 on youtube.com, retrieved from the Internet URL: <https://www.youtube.com/watch?v=1AqDjaYegss&t=37s>.*

* cited by examiner

Primary Examiner — Jennifer Rivard
Assistant Examiner — Alison M Ofstun
(74) *Attorney, Agent, or Firm* — Reising Ethington, P.C.

(57) **CLAIM**

The ornamental design for a lipstick case, as shown and described.

DESCRIPTION

FIG. 1 is a perspective view of the lipstick case;
FIG. 2 is a front elevation view thereof;
FIG. 3 is a rear elevation view thereof;
FIG. 4 is a left side view thereof;
FIG. 5 is a right side view thereof;
FIG. 6 is a top plan view thereof; and,
FIG. 7 is a bottom plan view thereof.
In the drawings, the broken lines illustrate portions of the article which form no part of the claimed design.

1 Claim, 6 Drawing Sheets




Fig. 1




Fig. 2




Fig. 3




Fig. 4




Fig. 5




Fig. 6

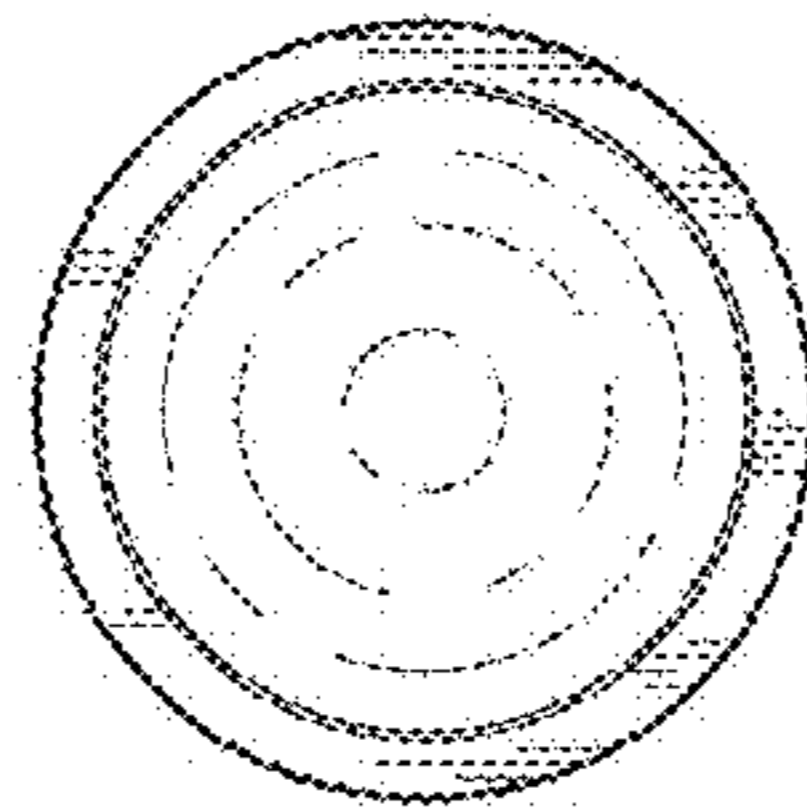


Fig. 7

