



US00D963241S

(12) **United States Design Patent** (10) **Patent No.:** **US D963,241 S**  
**Ma** (45) **Date of Patent:** **\*\* Sep. 6, 2022**

(54) **CIGAR BOX**  
(71) Applicant: **Hanwu Ma**, Shenzhen (CN)  
(72) Inventor: **Hanwu Ma**, Shenzhen (CN)  
(\*\*) Term: **15 Years**  
(21) Appl. No.: **29/833,774**  
(22) Filed: **Apr. 7, 2022**  
(51) **LOC (13) Cl.** ..... **27-06**  
(52) **U.S. Cl.**  
USPC ..... **D27/189**  
(58) **Field of Classification Search**  
USPC ..... D27/183, 189, 186, 172, 174, 175, 194;  
D3/207, 208, 212, 303, 299  
CPC .... B65D 85/08; B65D 85/10; B65D 85/1009;  
B65D 85/10036; B65D 85/10045; B65D  
85/1054; B65D 85/1036; B65D 85/00;  
B65D 81/02; B65D 81/022; B65D 81/133  
See application file for complete search history.

(56) **References Cited**

U.S. PATENT DOCUMENTS

D279,507 S \* 7/1985 Schechter ..... D27/189  
D432,263 S \* 10/2000 Issa ..... D27/191  
D595,454 S \* 6/2009 Fuente .....  
D618,390 S \* 6/2010 Moore ..... D27/186  
D672,645 S \* 12/2012 Giannini et al.  
D675,938 S \* 2/2013 Giannini et al.  
D741,002 S \* 10/2015 Liu ..... D27/189  
D760,431 S \* 6/2016 Liu ..... D27/189  
D802,838 S \* 11/2017 Clark ..... D27/189  
D876,214 S \* 2/2020 Yu ..... D9/414  
D884,961 S \* 5/2020 He ..... D27/101  
D901,072 S \* 11/2020 Goradesky ..... A24F 1/28  
D27/189

D925,114 S \* 7/2021 Kim ..... D27/162  
D928,403 S \* 8/2021 Aboabdo ..... D27/183  
D935,687 S \* 11/2021 Tung ..... D27/189  
D937,579 S \* 12/2021 Cruice ..... D27/189  
2007/0251984 A1\* 11/2007 Bardet ..... B65D 5/6688  
229/129.1  
2008/0128301 A1\* 6/2008 Bourgoin ..... B65D 85/1054  
206/268  
2018/0118445 A1\* 5/2018 Hibbert ..... B65D 85/1036  
2022/0089336 A1\* 3/2022 Cooper ..... B65D 85/10  
2022/0144535 A1\* 5/2022 Fradeani ..... B65D 85/1054

\* cited by examiner

Primary Examiner — Rebecca Tsehaye

(74) Attorney, Agent, or Firm — Rमित Ranjit Kanakia

(57) **CLAIM**

The ornamental design for a cigar box, as shown and described.

**DESCRIPTION**

FIG. 1 is a first perspective view of a cigar box showing my new design;

FIG. 2 is a second perspective view thereof;

FIG. 3 is a front view thereof;

FIG. 4 is a back view thereof;

FIG. 5 is a left side view thereof;

FIG. 6 is a right side view thereof;

FIG. 7 is a top view thereof;


FIG. 8 is a bottom view thereof;

FIG. 9 is a perspective view of another state of the cigar box thereof; and,

FIG. 10 is a perspective view of another state of the cigar box thereof.

The broken lines shown in the drawings depict portions of the cigar box that form no part of the claimed design.

**1 Claim, 10 Drawing Sheets**






FIG. 1




FIG. 2




FIG. 3




FIG. 4




FIG. 5




FIG. 6




FIG. 7



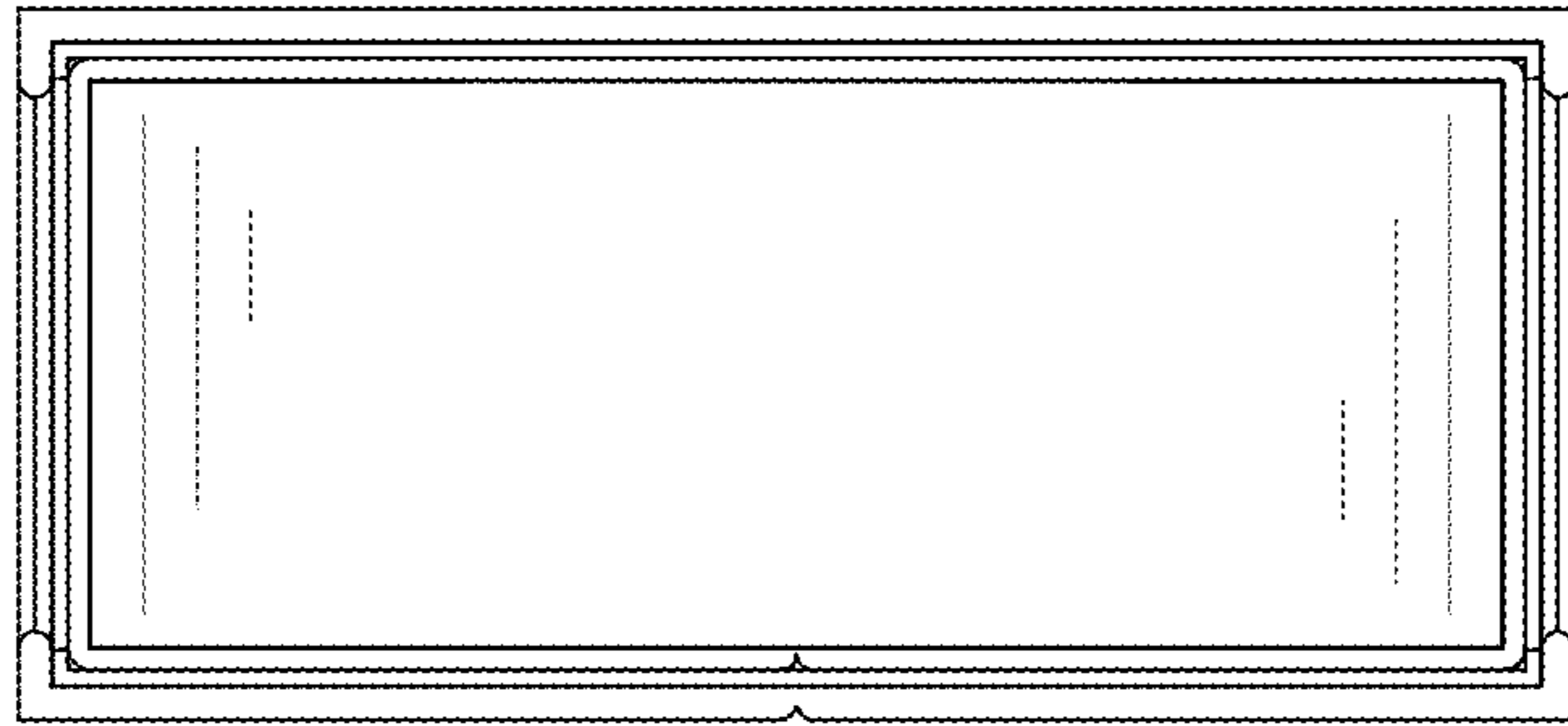


FIG. 8




FIG. 9

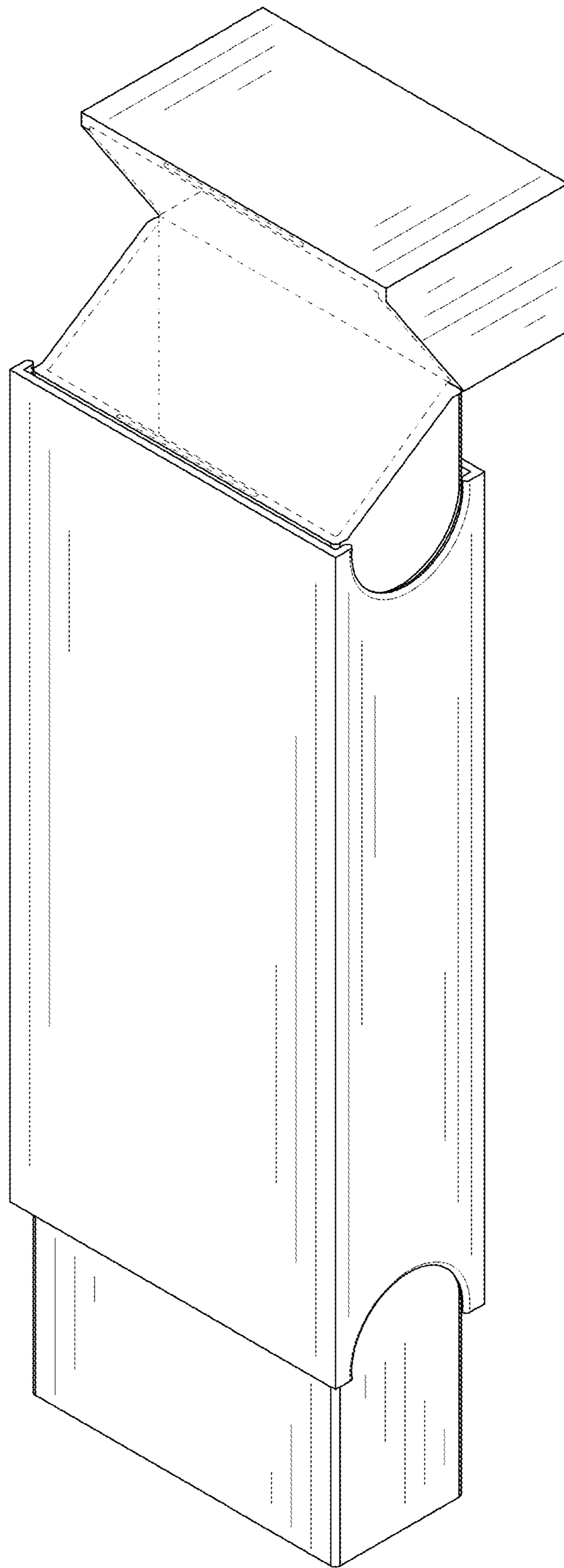


FIG. 10