



US00D963240S

(12) **United States Design Patent** (10) **Patent No.:** **US D963,240 S**
Ma (45) **Date of Patent:** **** Sep. 6, 2022**

(54) **CIGAR BOX**
(71) Applicant: **Hanwu Ma**, Shenzhen (CN)
(72) Inventor: **Hanwu Ma**, Shenzhen (CN)
(**) Term: **15 Years**
(21) Appl. No.: **29/833,771**
(22) Filed: **Apr. 7, 2022**
(51) **LOC (13) Cl.** **27-06**
(52) **U.S. Cl.**
USPC **D27/189**
(58) **Field of Classification Search**
USPC D27/183, 189, 186, 172, 174, 175, 194;
D3/207, 208, 212, 303, 299
CPC B65D 85/08; B65D 85/10; B65D 85/1009;
B65D 85/10036; B65D 85/10045; B65D
85/1054; B65D 85/1036; B65D 85/00;
B65D 81/02; B65D 81/022; B65D 81/133
See application file for complete search history.

(56) **References Cited**

U.S. PATENT DOCUMENTS

D279,507 S * 7/1985 Schechter D27/189
D432,263 S * 10/2000 Issa D27/191
D595,454 S * 6/2009 Fuente
D618,390 S * 6/2010 Moore D27/186
D672,645 S 12/2012 Giannini et al.
D675,938 S 2/2013 Giannini et al.
D741,002 S * 10/2015 Liu D27/189
D760,431 S * 6/2016 Liu D27/189
D802,838 S * 11/2017 Clark D27/189
D876,214 S * 2/2020 Yu D9/414
D884,961 S * 5/2020 He D27/101
D901,072 S * 11/2020 Goradesky A24F 1/28
D27/189

D925,114 S * 7/2021 Kim D27/162
D928,403 S * 8/2021 Aboabdo D27/183
D935,687 S * 11/2021 Tung D27/189
D937,579 S * 12/2021 Cruice D27/189
2007/0251984 A1* 11/2007 Bardet B65D 5/6688
229/129.1
2008/0128301 A1* 6/2008 Bourgoin B65D 85/1054
206/268
2018/0118445 A1* 5/2018 Hibbert B65D 85/1036
2022/0089336 A1* 3/2022 Cooper B65D 85/10
2022/0144535 A1* 5/2022 Fradeani B65D 85/1054

* cited by examiner

Primary Examiner — Rebecca Tsehaye

(74) *Attorney, Agent, or Firm* — Rमित Ranjit Kanakia

(57) **CLAIM**

The ornamental design for a cigar box, as shown and described.

DESCRIPTION

FIG. 1 is a first perspective view of a cigar box showing my new design;

FIG. 2 is a second perspective view thereof;

FIG. 3 is a front view thereof;

FIG. 4 is a back view thereof;

FIG. 5 is a left side view thereof;

FIG. 6 is a right side view thereof;

FIG. 7 is a top view thereof;


FIG. 8 is a bottom view thereof;

FIG. 9 is a perspective view of another state of the cigar box thereof; and,

FIG. 10 is a perspective view of another state of the cigar box thereof.

The broken lines shown in the drawings depict portions of the cigar box that form no part of the claimed design.

1 Claim, 10 Drawing Sheets






FIG. 1




FIG. 2




FIG. 3




FIG. 4




FIG. 5




FIG. 6

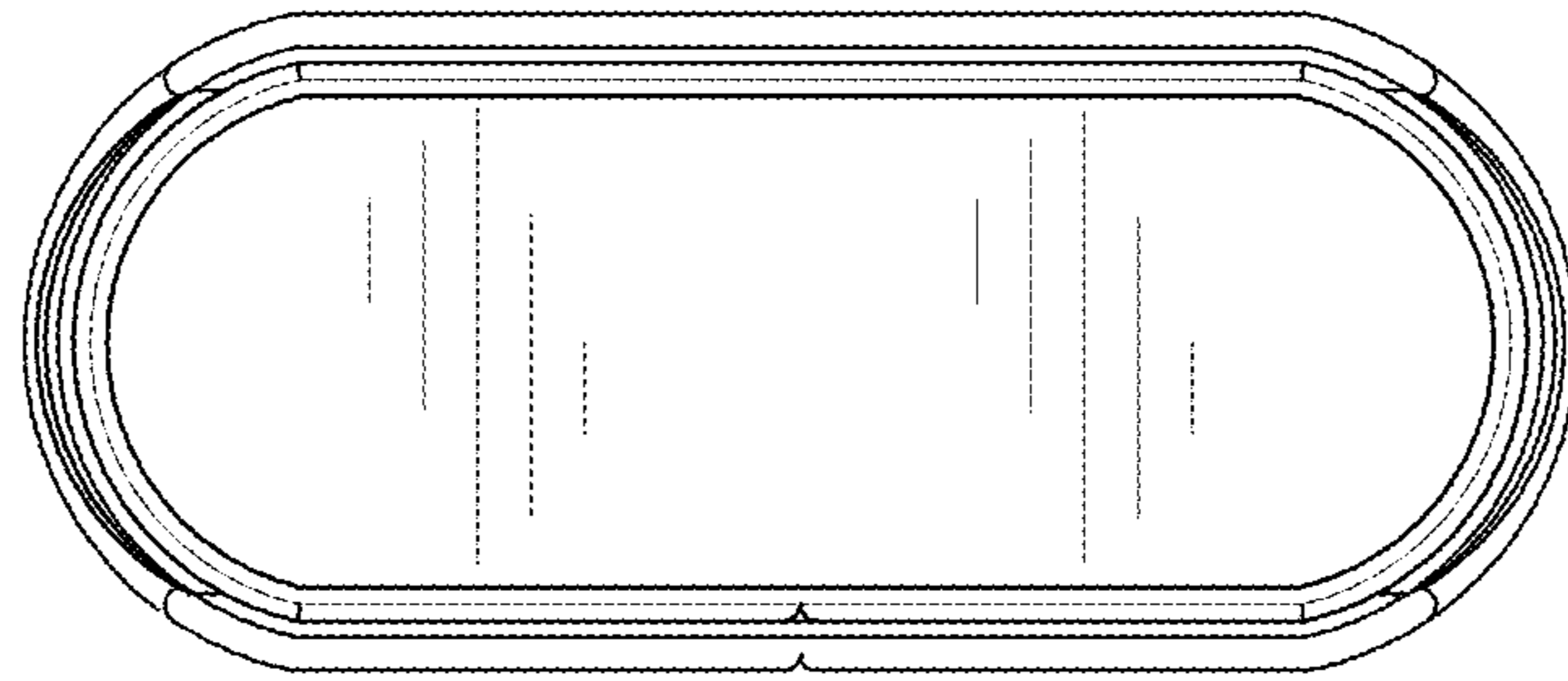


FIG. 7

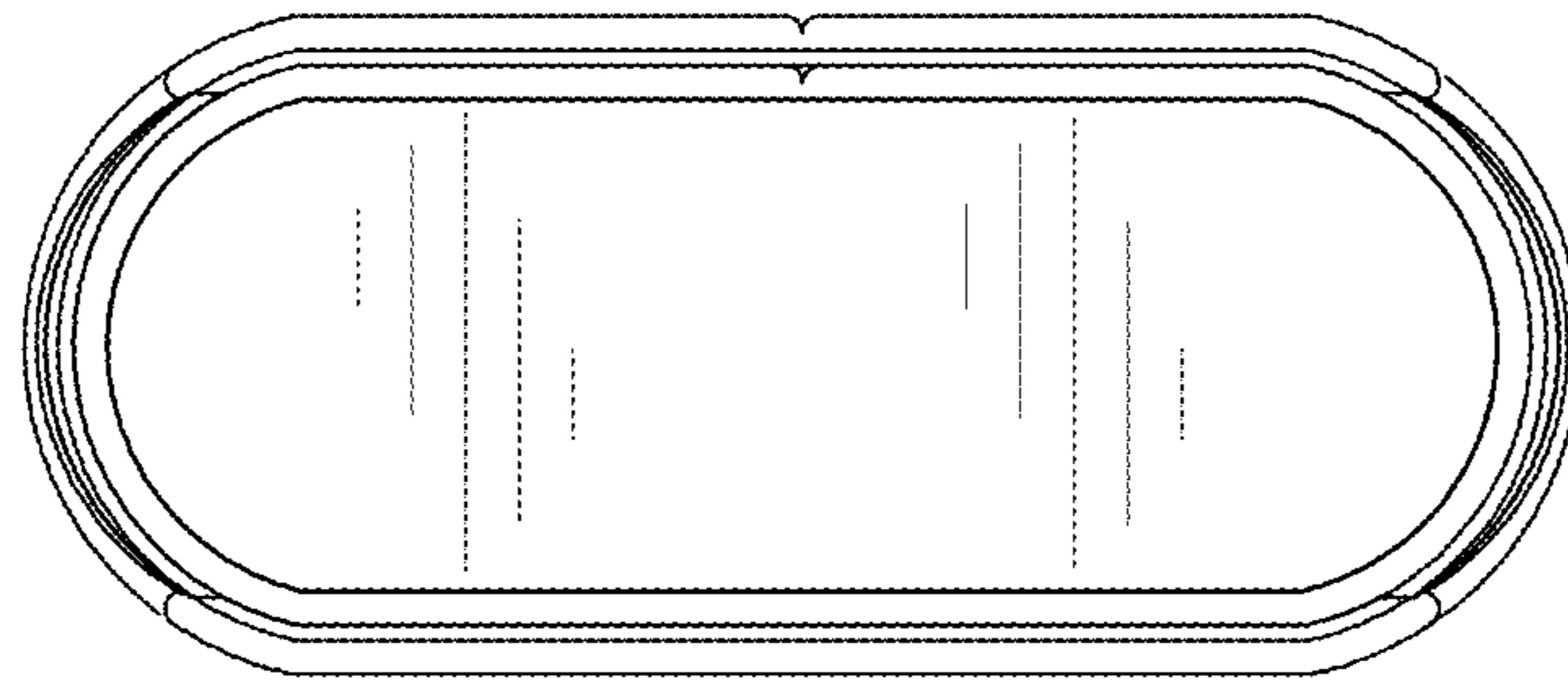


FIG. 8




FIG. 9

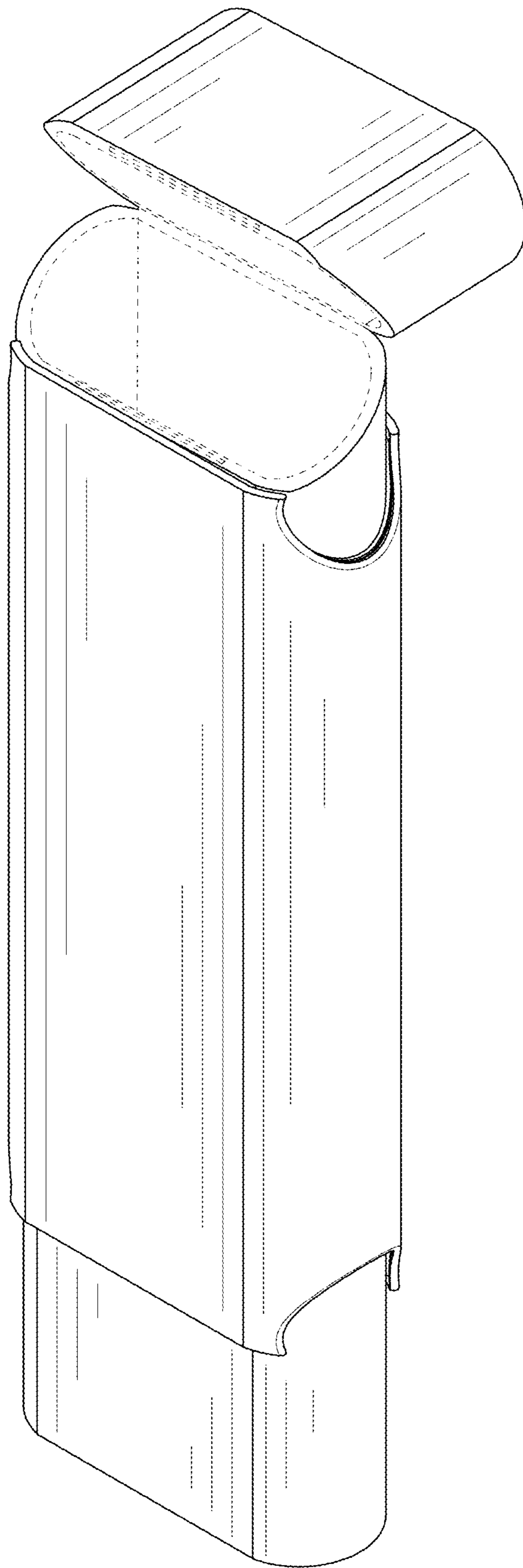


FIG. 10