



US00D963186S

(12) **United States Design Patent** (10) **Patent No.:** **US D963,186 S**
Gasta et al. (45) **Date of Patent:** **** Sep. 6, 2022**

(54) **STIMULATION DEVICE**
(71) Applicant: **CDI PlusOne Corp.**, Boston, MA (US)
(72) Inventors: **Emily Gasta**, Newton, MA (US);
Jamie Leventhal, Newton, MA (US)
(73) Assignee: **CDI PlusOne Corp.**, Boston, MA (US)
(**) Term: **15 Years**
(21) Appl. No.: **29/764,430**

D788,250 S * 5/2017 Kim D22/107
9,763,851 B2 9/2017 Lenke
D806,258 S 12/2017 Sedic
9,849,061 B2 12/2017 Lenke
D809,151 S * 1/2018 Li D24/215
9,937,097 B2 4/2018 Lenke
D818,081 S * 5/2018 Maestas D22/199
D822,843 S 7/2018 Lenke
D825,073 S 8/2018 Lenke
D833,559 S * 11/2018 Kim D22/107
D835,796 S 12/2018 Sedic
D836,792 S 12/2018 Fuhner et al.

(Continued)

(22) Filed: **Dec. 30, 2020**
(51) **LOC (13) Cl.** **28-03**
(52) **U.S. Cl.**
USPC **D24/215**
(58) **Field of Classification Search**
USPC D24/200, 211, 212, 213, 214, 215;
D21/711; D11/39, 107, 121; D22/107,
D22/199; D28/92
CPC A61H 19/34; A61H 19/32; A61H 21/00;
A61H 19/50; A61H 19/00
See application file for complete search history.

OTHER PUBLICATIONS

Amazon, "Deia_The Feather", Date First Available Jan. 31, 2022.
<https://www.amazon.com/Deia-Flexible-Massager-Vibrating-Settings/dp/B09RLW62G9>. Shown on p. 1. (Year: 2022).*

(Continued)

Primary Examiner — Michael A Maharajh
(74) *Attorney, Agent, or Firm* — Pierce Atwood LLP;
Kevin M. Farrell

(56) **References Cited**

U.S. PATENT DOCUMENTS

D338,964 S 8/1993 Tarjoto
D375,167 S 10/1996 Taylor
D509,301 S * 9/2005 Talbot D24/215
D648,442 S * 11/2011 Caggiano D24/215
D665,091 S 8/2012 Mistry et al.
D675,745 S * 2/2013 Nan D24/215
D675,746 S * 2/2013 Nan D24/215
D681,225 S * 4/2013 Chen D24/215
D706,440 S 6/2014 Hahr et al.
D706,441 S * 6/2014 Hahr D24/215
D712,563 S * 9/2014 Pursel D24/171
D767,780 S * 9/2016 Pursel D24/214
D768,308 S 10/2016 Hetzel
D775,698 S * 1/2017 Su D21/711
D788,249 S * 5/2017 Kim D22/107

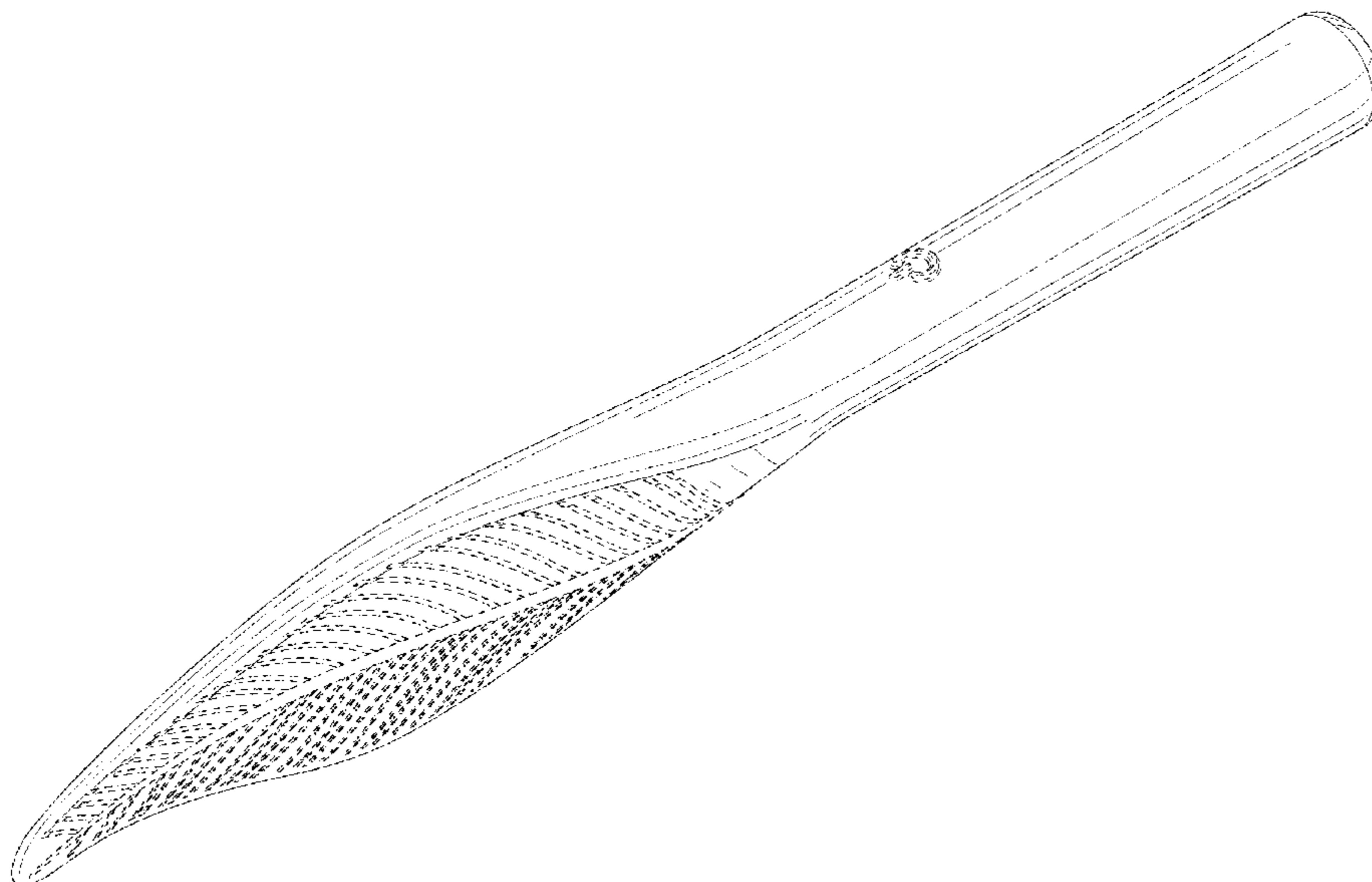
(57) **CLAIM**

The ornamental design for a stimulation device, as shown and described.

DESCRIPTION

FIG. 1 is a front perspective view of a stimulation device showing our new design;
FIG. 2 is a right side elevation view thereof;
FIG. 3 is a left side elevation view thereof;
FIG. 4 is a front elevation view thereof;
FIG. 5 is a rear elevation view thereof;
FIG. 6 is the top plan view thereof; and,
FIG. 7 is the bottom plan view thereof.
The broken lines in the drawings depict portions of the stimulation device that form no part of the claimed design.

1 Claim, 4 Drawing Sheets



(56)

References Cited

U.S. PATENT DOCUMENTS

D846,137	S	*	4/2019	Li	D24/215
D850,642	S	*	6/2019	Yokoyama	D24/215
D850,644	S		6/2019	Sedic		
D866,783	S		11/2019	Sedic		
D878,615	S	*	3/2020	Ankosko	D24/214
D882,109	S		4/2020	Qiu		
D882,806	S		4/2020	Takashima		
D884,206	S		5/2020	Haddock et al.		
D884,914	S		5/2020	Gao		
D904,637	S	*	12/2020	Wang	D24/215
D910,869	S	*	2/2021	Xiong	D24/215
D927,012	S	*	8/2021	Sugimoto	D24/215
2017/0065483	A1		3/2017	Lenke		
2017/0281457	A1		10/2017	Witt		
2018/0092799	A1		4/2018	Lenke		
2018/0153764	A1		6/2018	Lenke		
2018/0243161	A1		8/2018	Lenke		
2018/0243162	A1		8/2018	Lenke		

OTHER PUBLICATIONS

Deialove, "The Feather", Date Accessed Jun. 7, 2022. <https://deialove.com/product/the-feather/>. Shown on p. 1. (Year: 2022).*

Walmart, "PlusOne Air Pulsing Arouser" Sep. 8, 2019; <https://www.walmart.com/ip/Plusone-Air-Pulsing-Arouser/915107452>. Shown on p. 1 (Year: 2019).

* cited by examiner

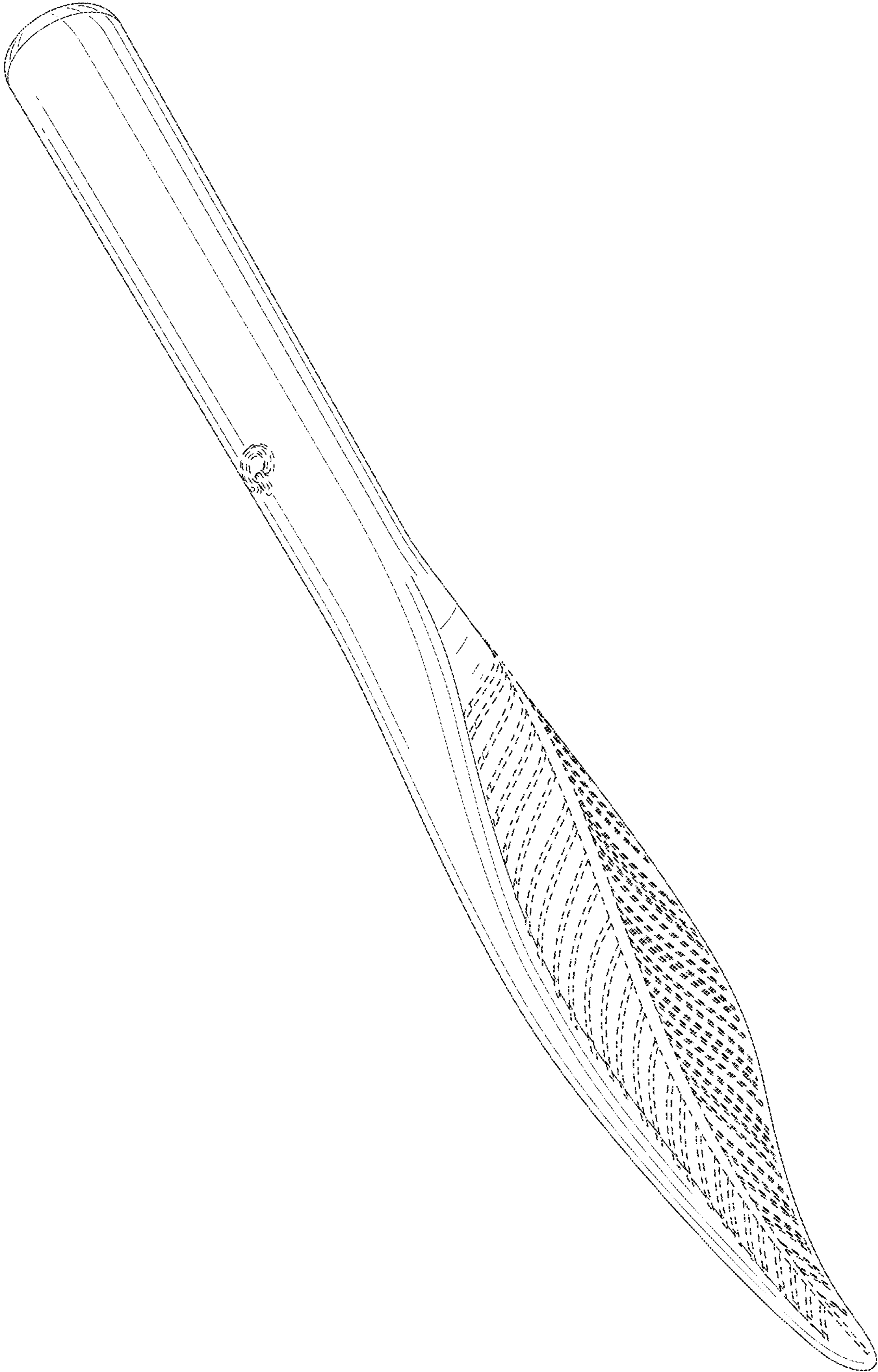


FIG. 1

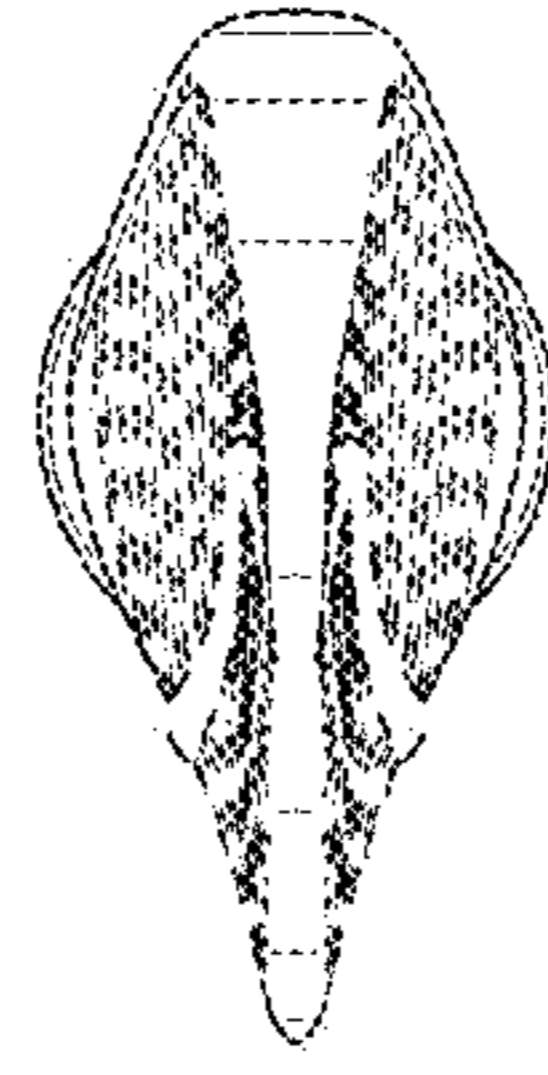


FIG. 2

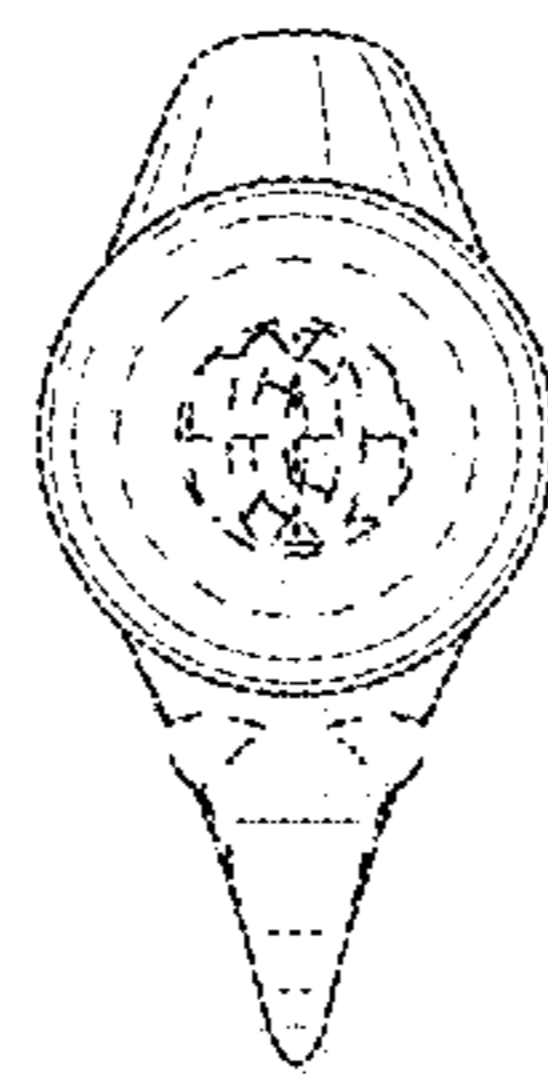


FIG. 3

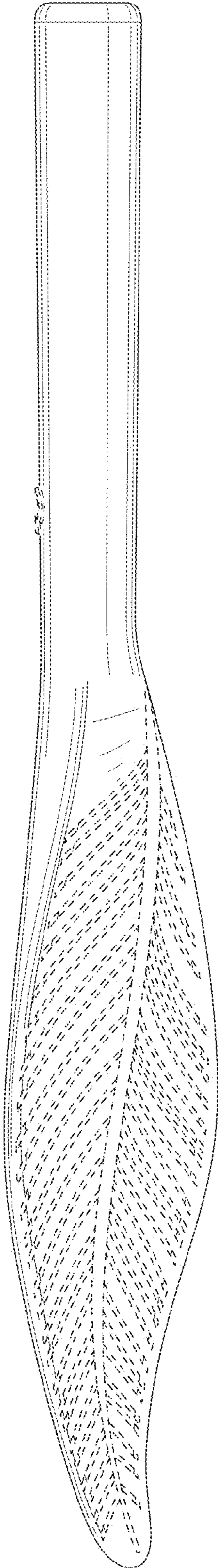


FIG. 4

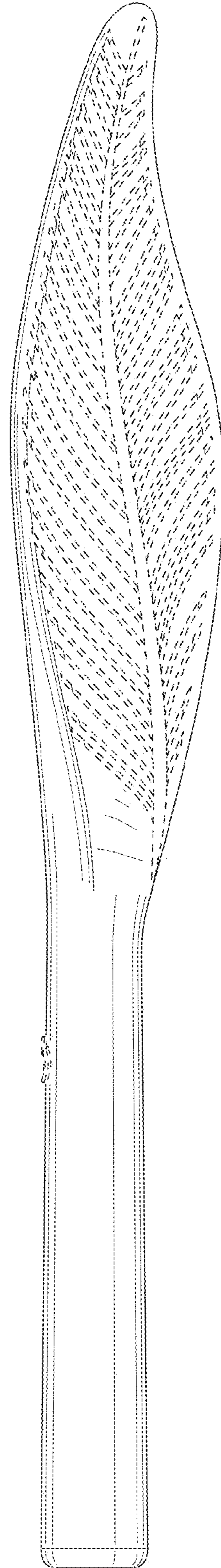


FIG. 5




FIG. 6




FIG. 7