



US00D963182S

(12) **United States Design Patent**
Lai

(10) **Patent No.:** **US D963,182 S**

(45) **Date of Patent:** **** Sep. 6, 2022**

(54) **FOOT MASSAGER**

(71) Applicant: **Chia-Mei Lai**, Taichung (TW)

(72) Inventor: **Chia-Mei Lai**, Taichung (TW)

(**) Term: **15 Years**

(21) Appl. No.: **29/745,902**

(22) Filed: **Aug. 10, 2020**

(51) **LOC (13) Cl.** **28-03**

(52) **U.S. Cl.**
USPC **D24/213**

(58) **Field of Classification Search**
USPC D21/399, 412, 662, 671, 685, 686, 687,
D21/688, 694, 698; D24/200, 211, 212,
D24/213, 214, 215; D6/349
CPC A61H 2205/12; A61H 2201/164; A61H
2205/125; A61H 35/00; A61H 1/0266
See application file for complete search history.

(56) **References Cited**

U.S. PATENT DOCUMENTS

D269,636 S *	7/1983	MacGregor	D24/211
D330,256 S *	10/1992	Wollman	D24/213
D339,638 S *	9/1993	Bucher	D24/212
D348,784 S *	7/1994	Hassel	D6/349
D350,450 S *	9/1994	Hassel	D6/349
D351,027 S *	9/1994	Chen	D24/200
D367,931 S *	3/1996	Shimizu	D24/212
D374,723 S *	10/1996	Brooks	D24/212
D387,175 S *	12/1997	Chen	D24/215
D406,649 S *	3/1999	Miyake	D24/212
D419,683 S *	1/2000	Miyake	D24/213
D420,450 S *	2/2000	Anthony	D24/212
D451,292 S *	12/2001	Cheris	D6/349
D487,516 S *	3/2004	Lie	D24/213
D490,530 S *	5/2004	Chen	D24/211
7,322,946 B2 *	1/2008	Lev	A61H 15/0078 601/112
D596,750 S *	7/2009	Lev	D24/212

D599,452 S *	9/2009	Israel	D23/335
D599,453 S *	9/2009	Israel	D23/343
D605,302 S *	12/2009	Tsang	D24/212
D622,405 S *	8/2010	Tuli	D24/213
D625,021 S *	10/2010	Stoddard	D24/212
7,815,583 B2 *	10/2010	Harris	A61H 23/00 601/16
D628,303 S *	11/2010	Hsu	D24/213

(Continued)

OTHER PUBLICATIONS

Youtube, "Unboxing & How To Use Your Rumblex Plus Vibration Plate", Jul. 5, 2020. <https://www.youtube.com/watch?v=q1Weou2CrBY>. shown at the 0:04 mark. (Year: 2020).*

(Continued)

Primary Examiner — Michael A Maharajh
(74) *Attorney, Agent, or Firm* — Chun-Ming Shih;
Lanway IPR Services

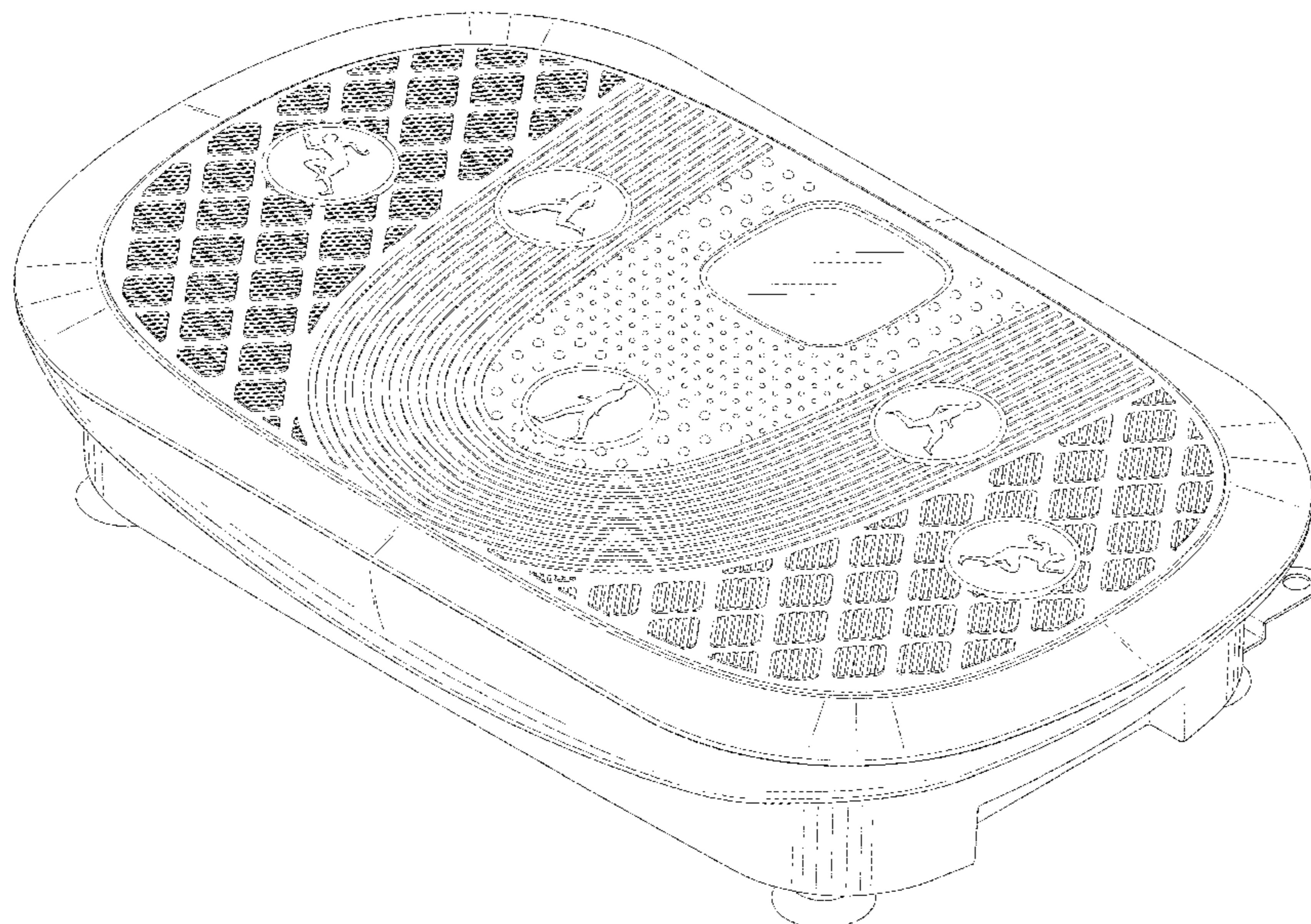
(57) **CLAIM**

The ornamental design for a foot massager, as shown and described.

DESCRIPTION

FIG. 1 is a perspective view of a foot massager showing my new design;
FIG. 2 is a front view thereof;
FIG. 3 is a rear view thereof;
FIG. 4 is a left side view thereof;
FIG. 5 is a right side view thereof;
FIG. 6 is a top view thereof;
FIG. 7 is a bottom view thereof; and,
FIG. 8 is second perspective view of a foot massager thereof.
The broken lines shown in the figures are for the purpose of illustrating portions of the foot massager, which form no part of the claimed design.

1 Claim, 8 Drawing Sheets



(56)

References Cited

U.S. PATENT DOCUMENTS

D694,415 S * 11/2013 Viner D24/213
9,011,295 B2 * 4/2015 Orenstein A63B 23/0458
482/52
D916,218 S * 4/2021 Lu D21/688

OTHER PUBLICATIONS

Amazon, "Rumblex Vibration Plate", May 27, 2020. https://www.amazon.com/Rumblex-Vibration-Plate-Exercise-Machine/dp/B084KZ4J6N/ref=sr_1_2_sspa? Shown on p. 1. (Year: 2020).*

* cited by examiner

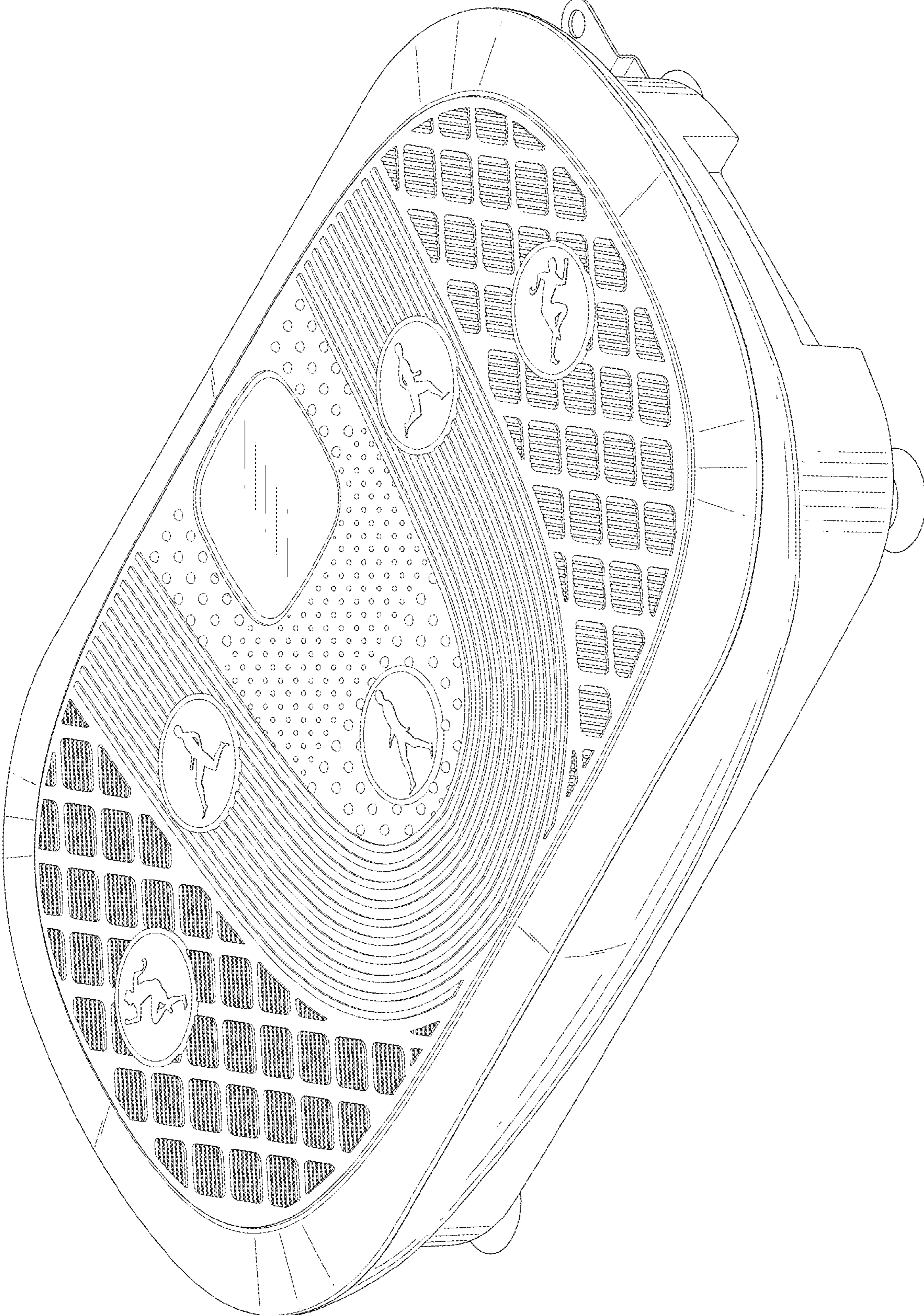


FIG.1




FIG.2

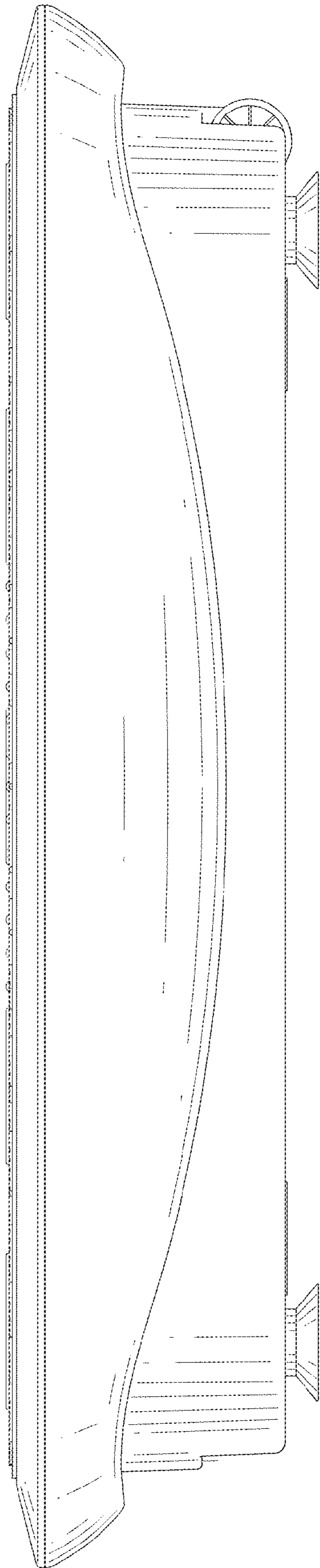


FIG.3

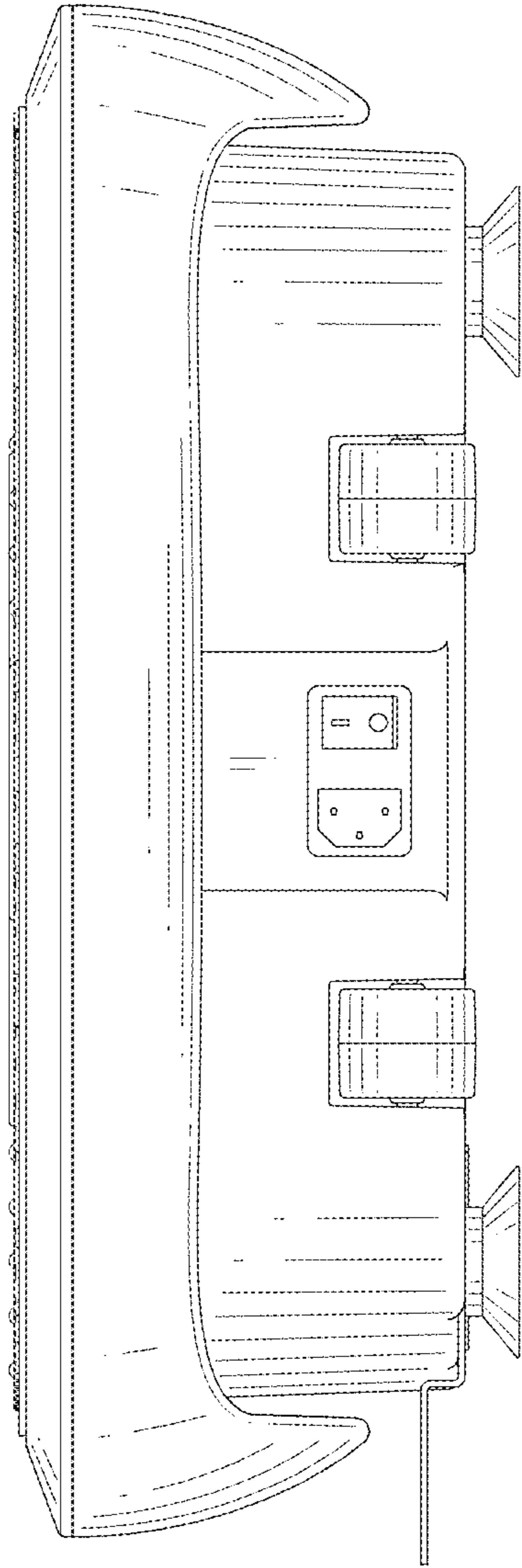


FIG.4

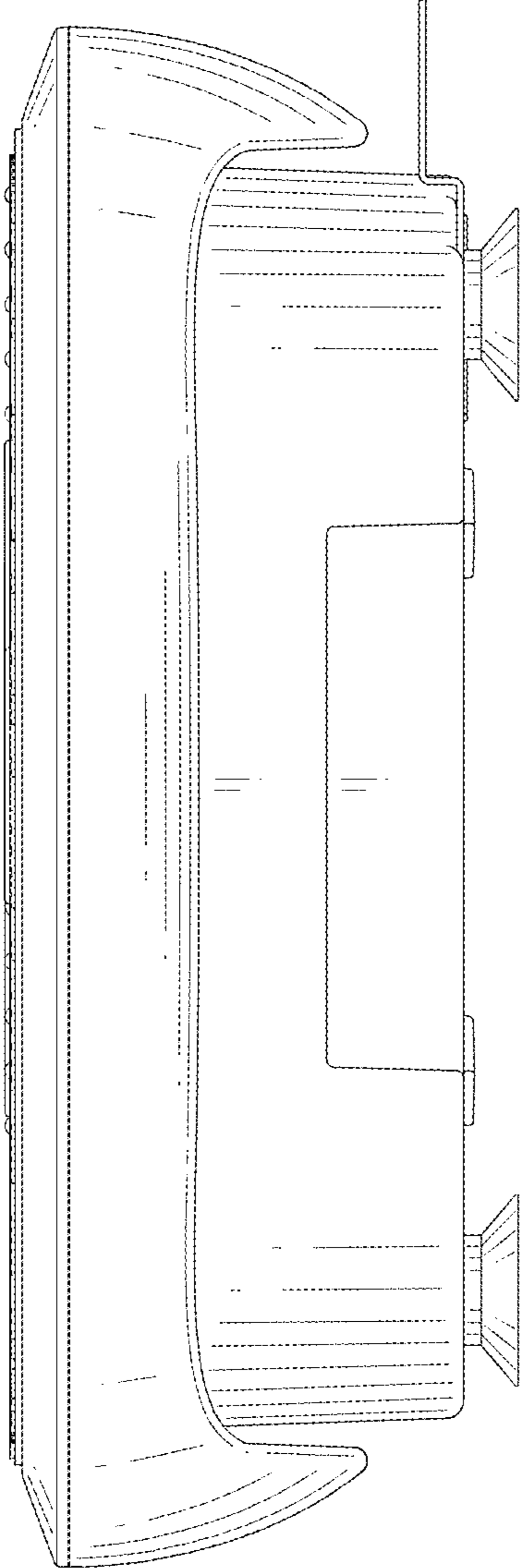


FIG.5

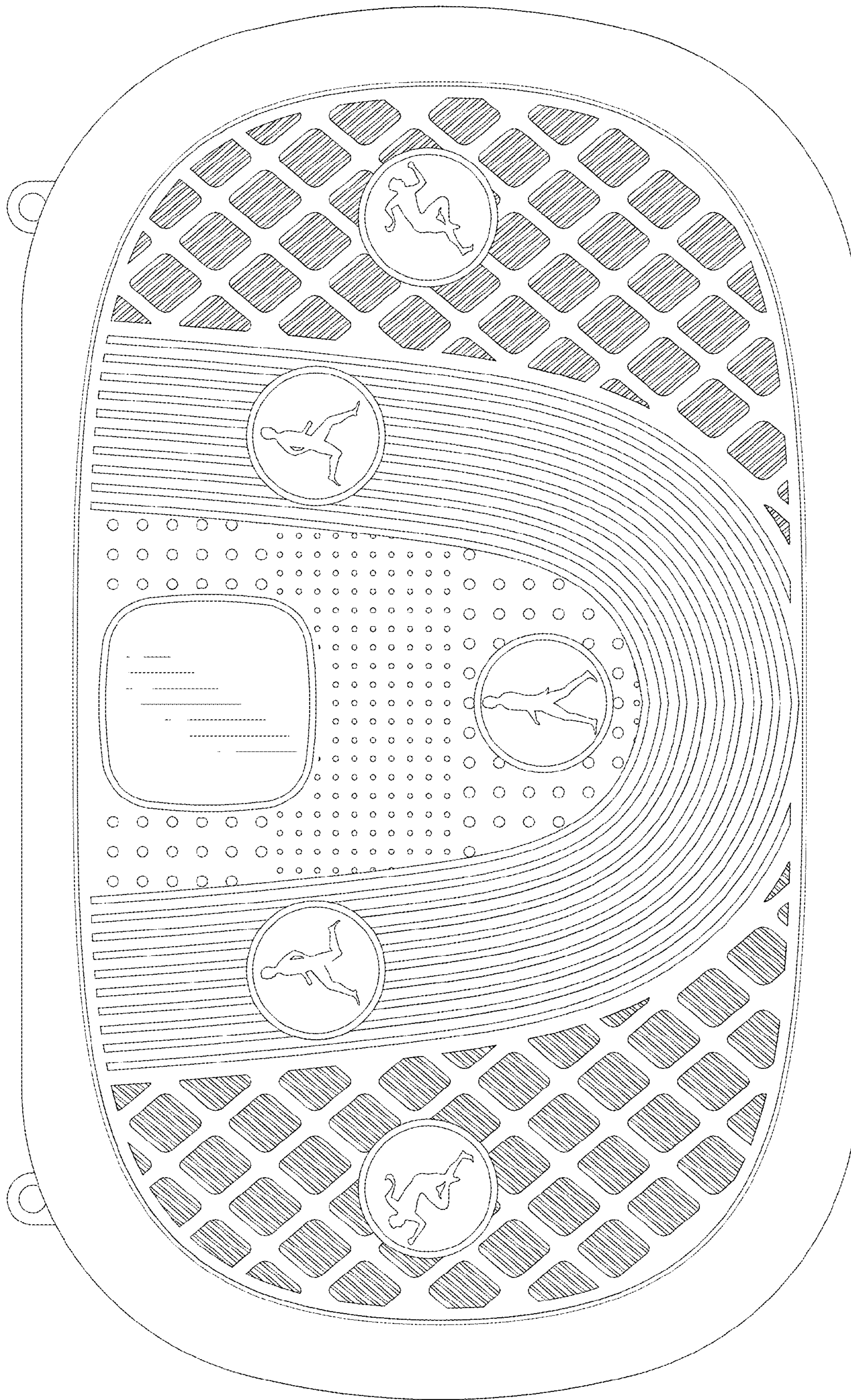


FIG. 6




FIG.7

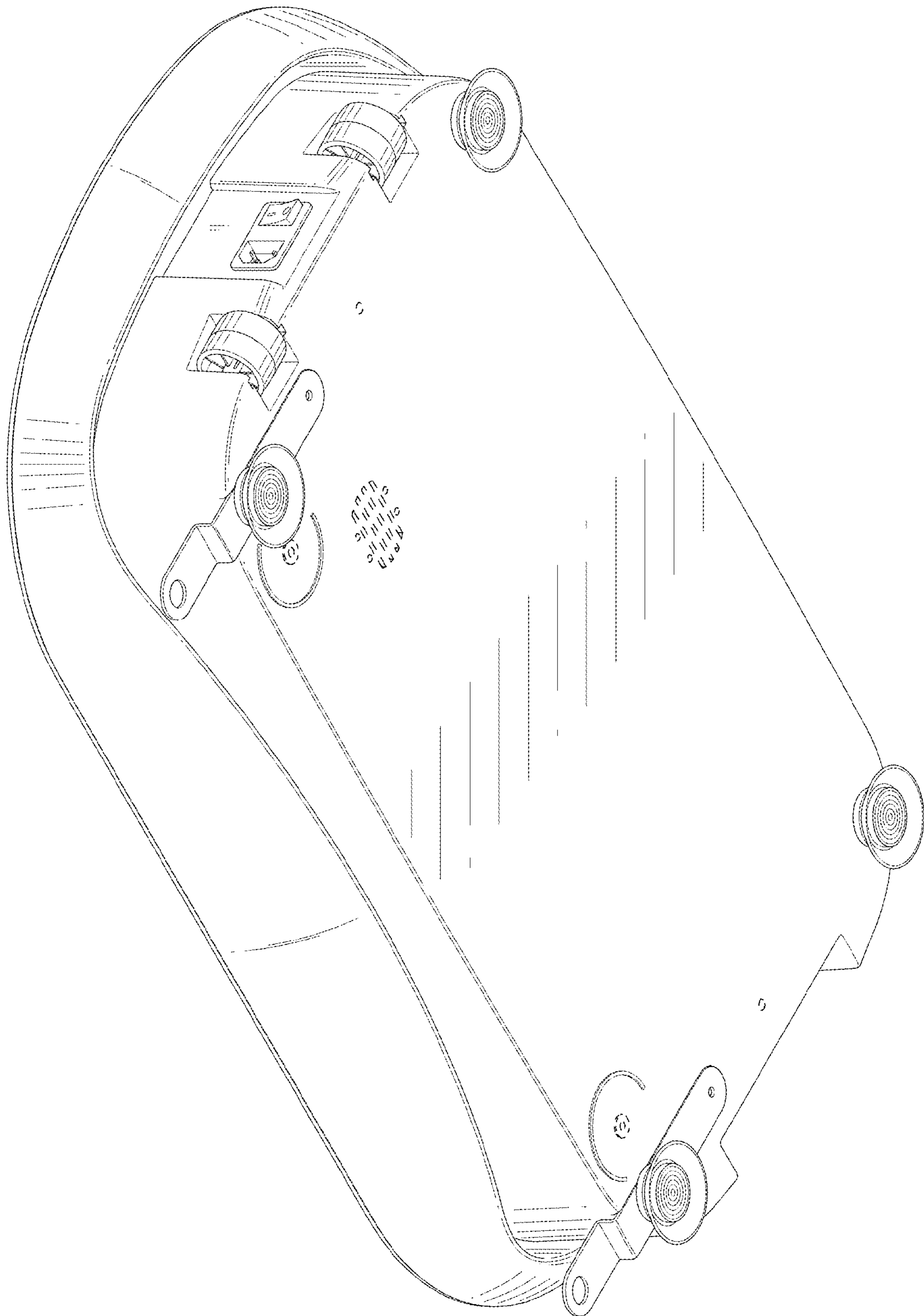


FIG.8