



US00D963154S

(12) **United States Design Patent**  
**Horie et al.**

(10) **Patent No.:** **US D963,154 S**  
(45) **Date of Patent:** **\*\* Sep. 6, 2022**

- (54) **SIROCCO FAN** 3,692,428 A \* 9/1972 Bubb ..... F04D 29/282  
416/187
- (71) Applicant: **Mitsubishi Electric Corporation,** 3,746,464 A \* 7/1973 Goetl ..... F04D 29/059  
Tokyo (JP) 416/178
- (72) Inventors: **Ryo Horie, Tokyo (JP); Takuya** 4,329,118 A \* 5/1982 Ranz ..... F04D 29/283  
**Teramoto, Tokyo (JP)** 29/889.4
- (73) Assignee: **Mitsubishi Electric Corporation,** 4,944,654 A \* 7/1990 Chou ..... F04D 29/441  
Tokyo (JP) 165/126
- (\*\*) Term: **15 Years** 5,269,655 A \* 12/1993 Chang ..... F04D 29/283  
416/178
- 5,336,046 A \* 8/1994 Hashimoto ..... F04D 29/5806  
415/214.1
- 5,839,879 A \* 11/1998 Kameoka ..... F04D 29/4233  
415/206

(Continued)

- (21) Appl. No.: **29/757,231**
- (22) Filed: **Nov. 4, 2020**

*Primary Examiner* — Sharon S Oum  
(74) *Attorney, Agent, or Firm* — Studebaker & Brackett  
PC

(30) **Foreign Application Priority Data**

Jul. 31, 2020 (JP) ..... 2020-015963 D

- (51) **LOC (13) Cl.** ..... **23-03**
- (52) **U.S. Cl.**  
USPC ..... **D23/413; D23/370**

- (58) **Field of Classification Search**  
USPC ..... D23/370, 381, 382, 383, 386, 387, 393,  
D23/411-414  
CPC .. F04D 29/4226; F04D 29/281; F04D 29/441;  
F04D 25/06; F04D 25/08; F04D 25/082  
See application file for complete search history.

(56) **References Cited**

**U.S. PATENT DOCUMENTS**

- 2,231,062 A \* 2/1941 Evans ..... F04D 29/283  
29/889.4
- 2,714,485 A \* 8/1955 Goetl ..... F04D 29/283  
D23/383
- 2,915,239 A \* 12/1959 Borkat ..... F04D 29/283  
D23/383
- 2,932,446 A \* 4/1960 Zaro ..... F04D 29/283  
D23/383
- 3,423,012 A \* 1/1969 Baker ..... F04D 29/282  
29/889.4

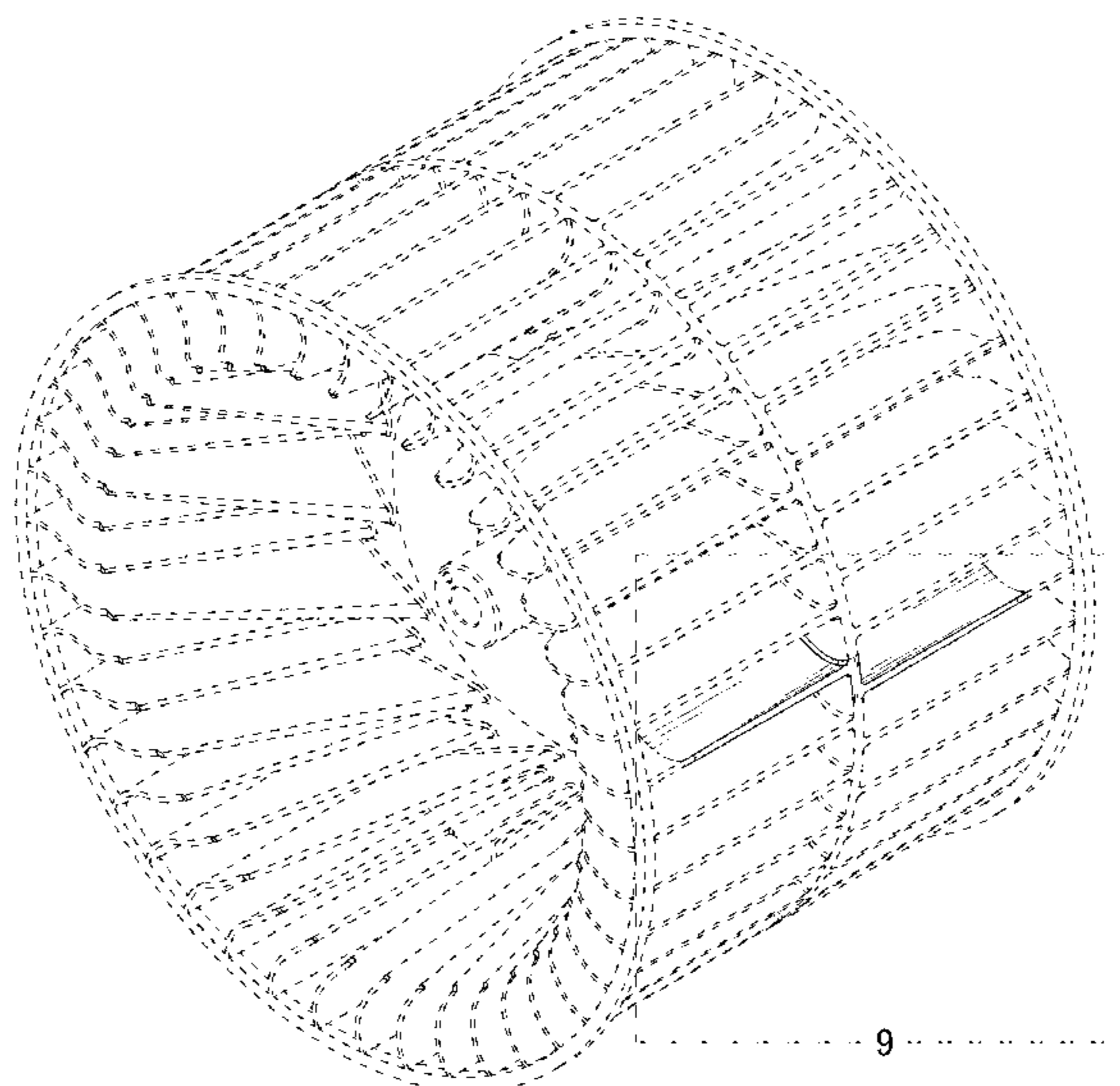
(57) **CLAIM**

The ornamental design for a sirocco fan, as shown and described.

**DESCRIPTION**

FIG. 1. is a first perspective view of the front, right, and top sides of a sirocco fan showing our new design;  
 FIG. 2. is a second perspective view of the front, left, and bottom sides thereof;  
 FIG. 3. is a front view thereof;  
 FIG. 4. is a rear view thereof;  
 FIG. 5. is a left side view thereof;  
 FIG. 6. is a right side view thereof;  
 FIG. 7. is a top plan view thereof;  
 FIG. 8. is a bottom view thereof; and,  
 FIG. 9. is an enlarged view of a part 9 of FIG. 1.  
 The broken lines shown represent portions of the sirocco fan and form no part of the claimed design.  
 The dash-dot lines illustrate the boundary of the claimed design and form no part thereof.

**1 Claim, 9 Drawing Sheets**



(56)

**References Cited**

U.S. PATENT DOCUMENTS

6,092,988 A \* 7/2000 Botros ..... F04D 29/667  
415/206  
D438,950 S \* 3/2001 Frampton ..... D23/385  
D486,569 S \* 2/2004 Chen ..... D23/411  
D533,935 S \* 12/2006 Chen ..... D23/413  
D561,324 S \* 2/2008 Shirahama ..... D23/370  
D561,325 S \* 2/2008 Shirahama ..... D23/370  
D771,235 S \* 11/2016 Hoff ..... D23/411  
11,209,018 B2 \* 12/2021 He ..... F04D 29/281  
11,242,864 B2 \* 2/2022 Anderson ..... F04D 29/281  
11,274,677 B2 \* 3/2022 Chinoda ..... F04D 29/4206  
2008/0006039 A1 \* 1/2008 Kim ..... F04D 17/06  
62/93  
2008/0127671 A1 \* 6/2008 Kim ..... F04D 29/668  
415/213.1  
2011/0116928 A1 \* 5/2011 Czulak ..... F04D 25/082  
415/203  
2013/0101449 A1 \* 4/2013 Dickinson ..... F04D 17/162  
415/198.1  
2017/0234323 A1 \* 8/2017 Pirouzpanah ..... F04D 29/424  
417/321  
2019/0376522 A1 \* 12/2019 Liu ..... F04D 29/422

\* cited by examiner

Fig.1

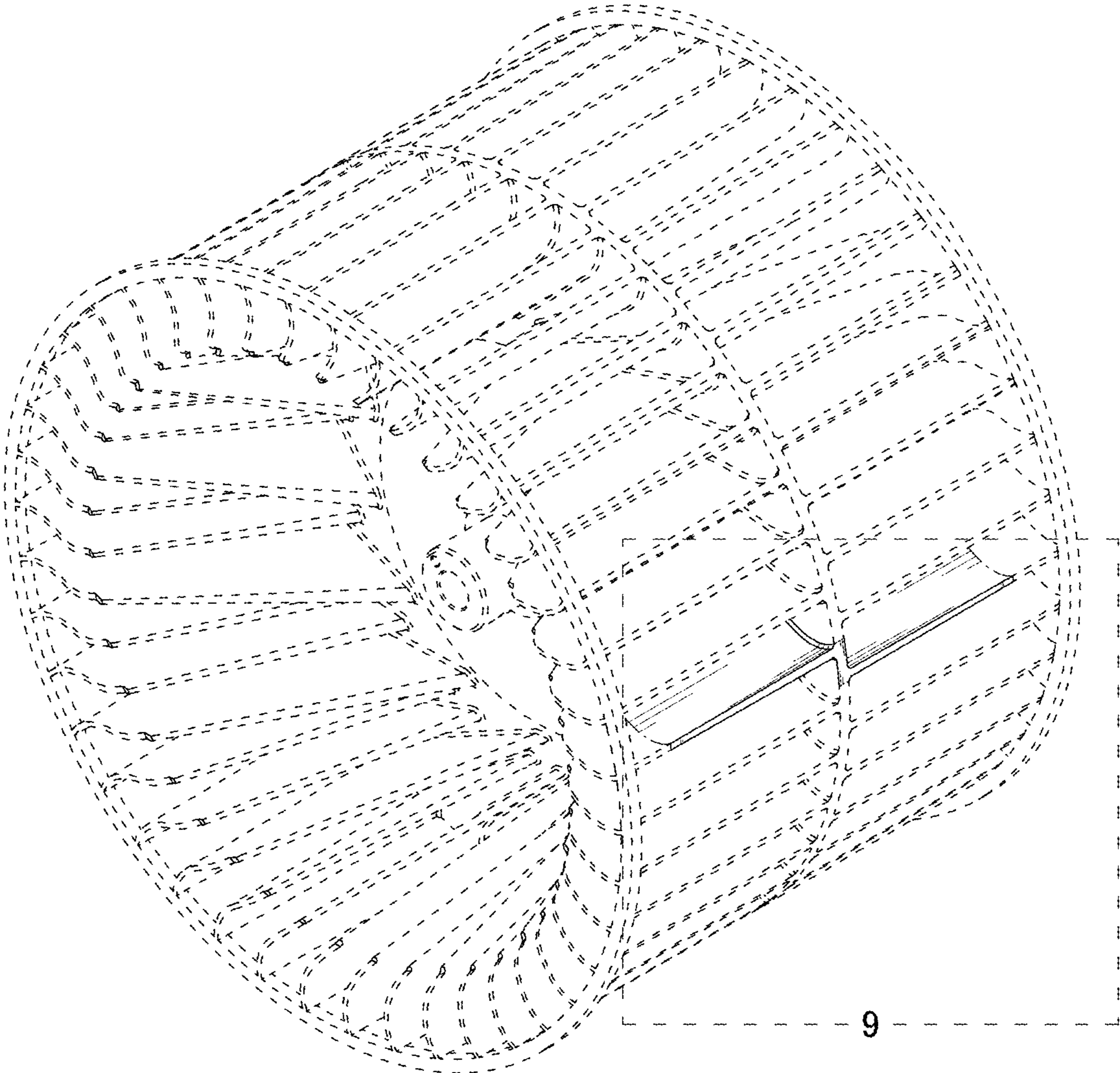


Fig.2

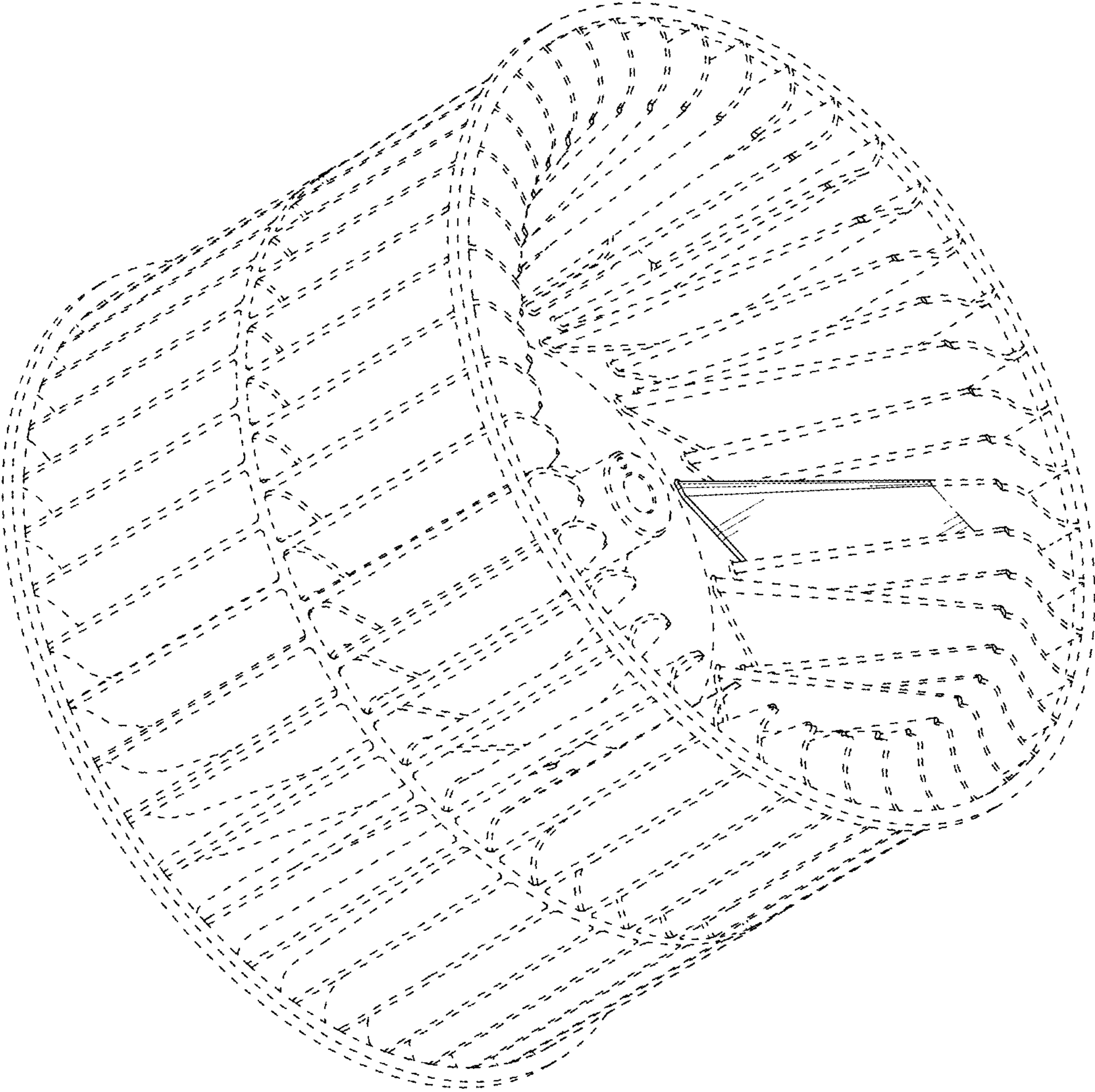


Fig.3

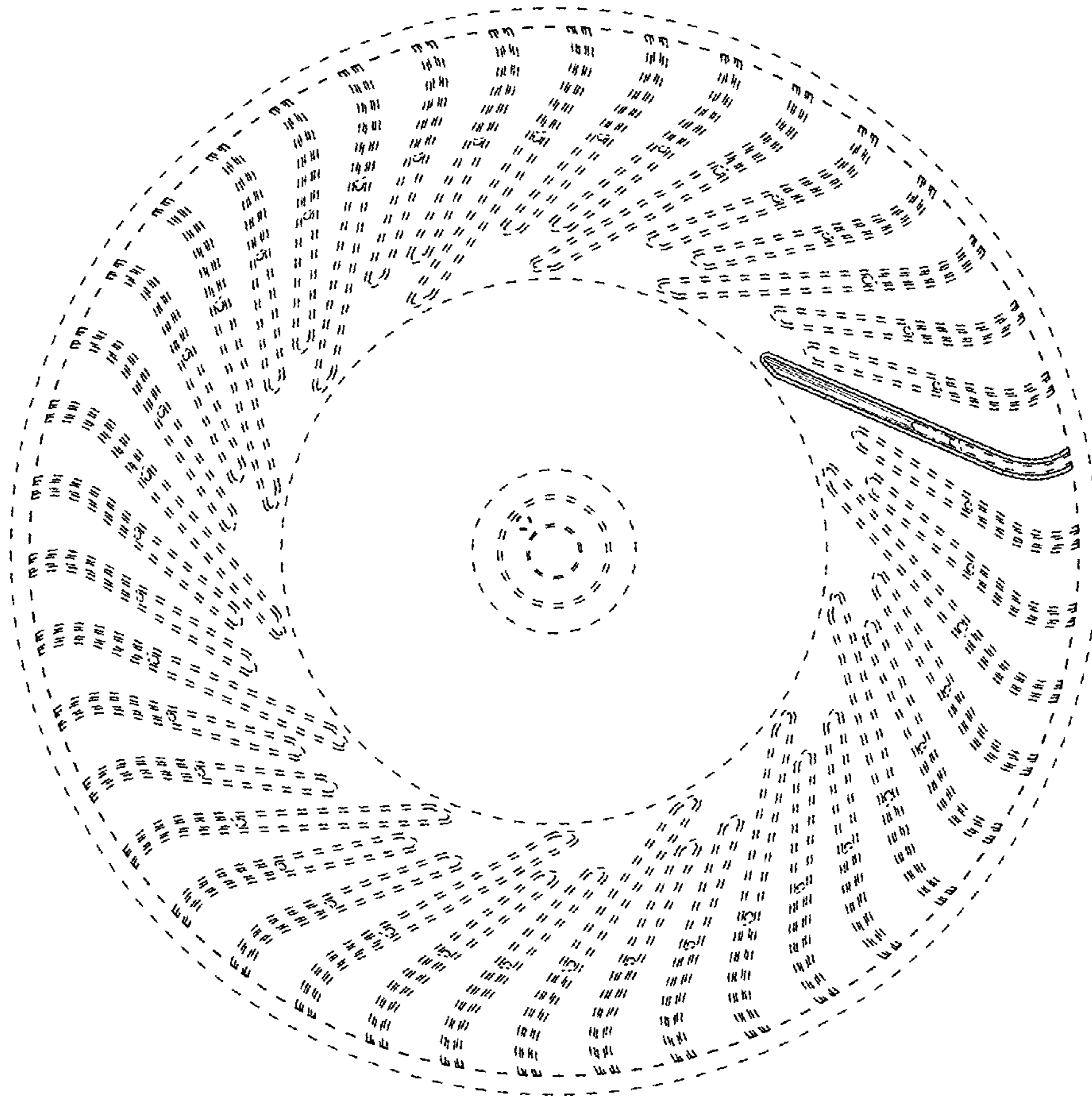


Fig.4

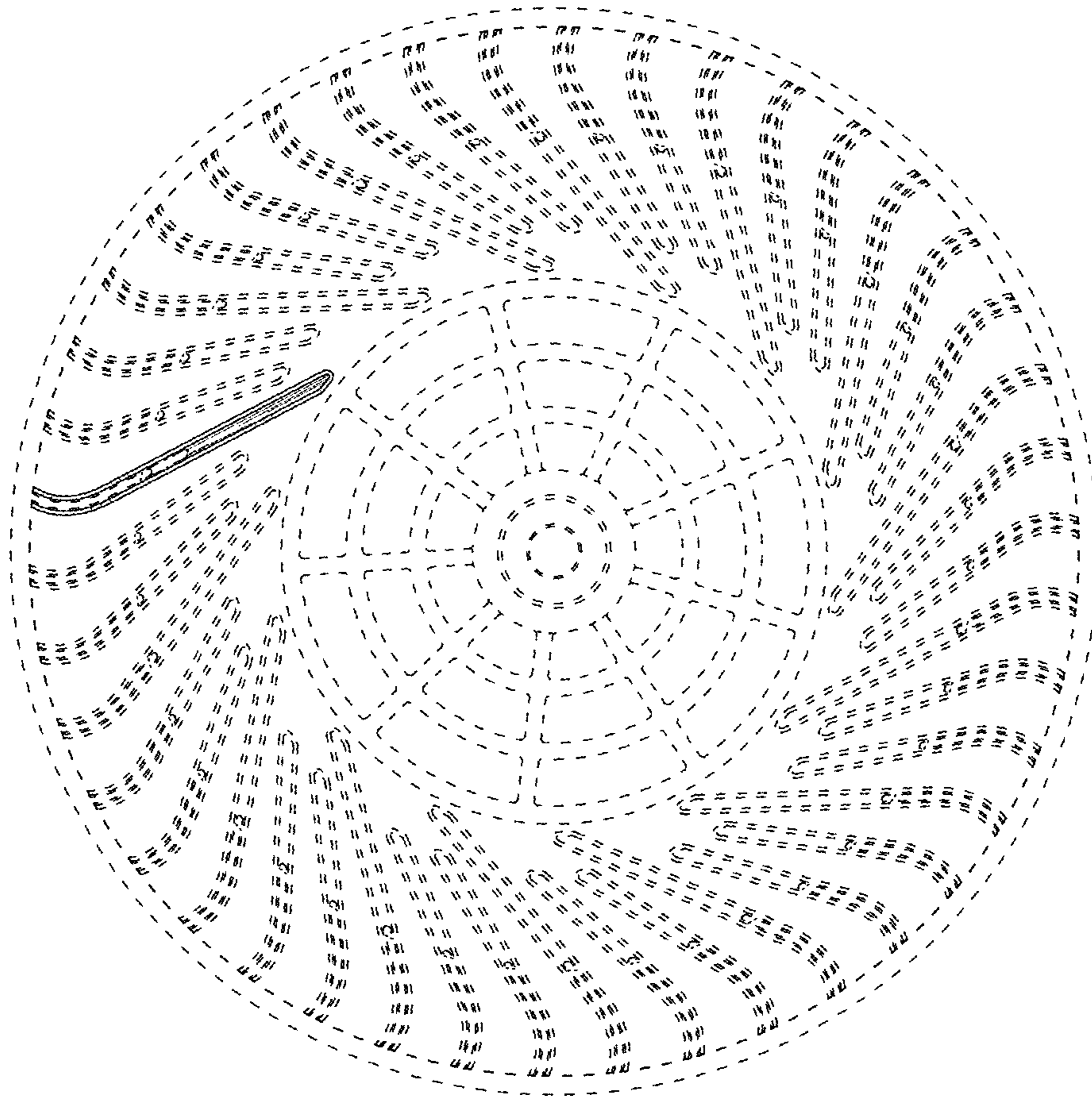


Fig.5

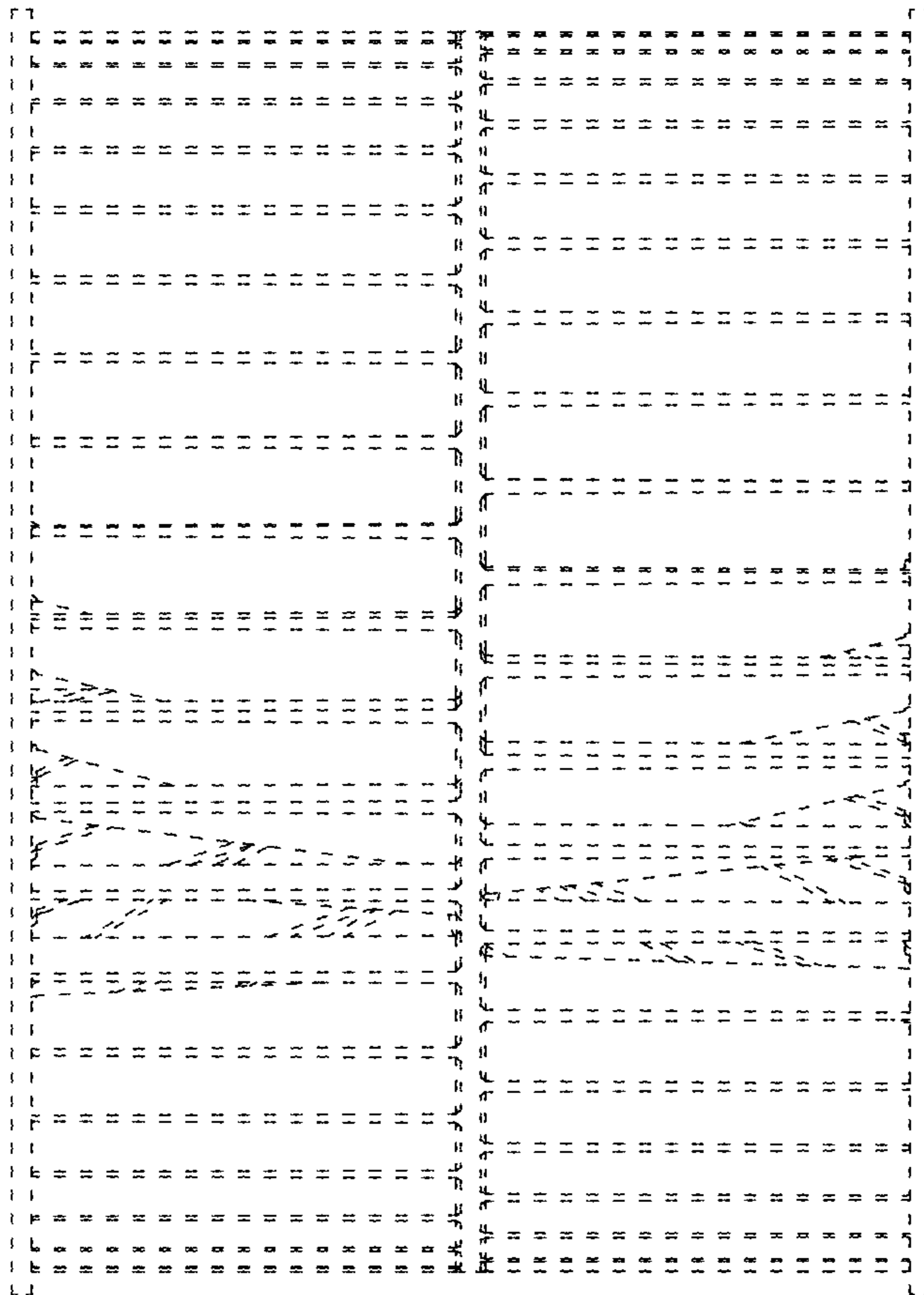


Fig.6

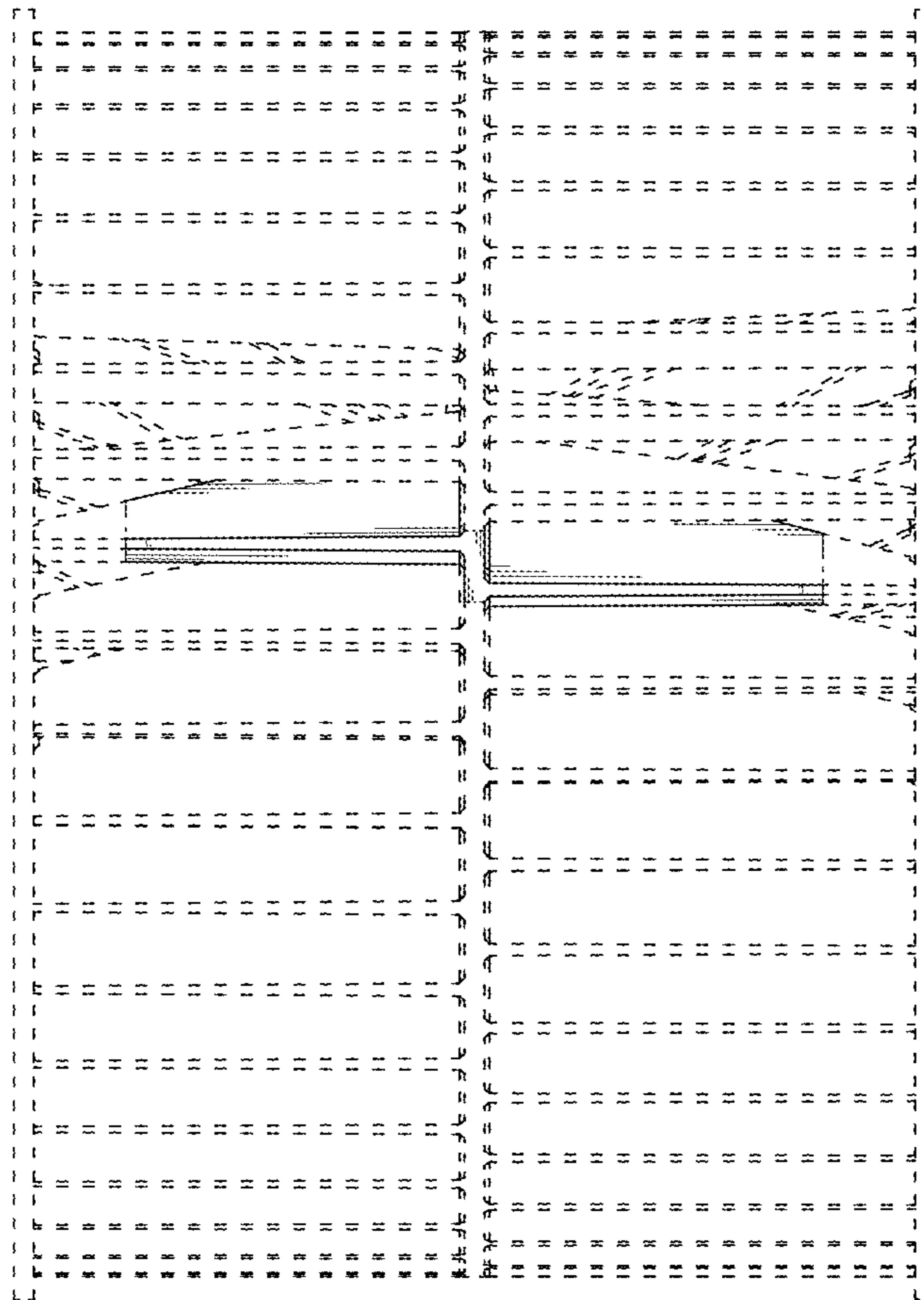




Fig.7

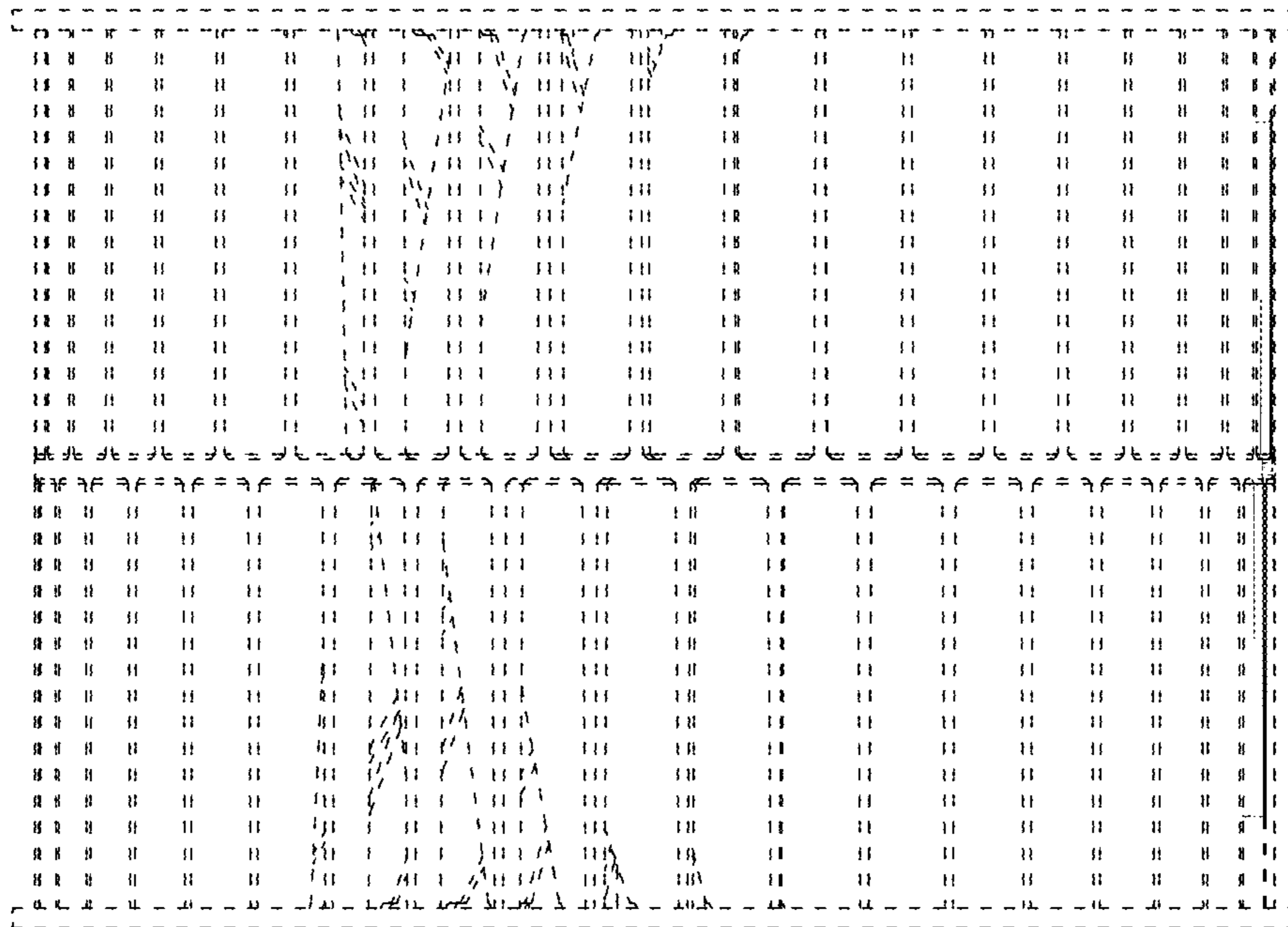


Fig.8

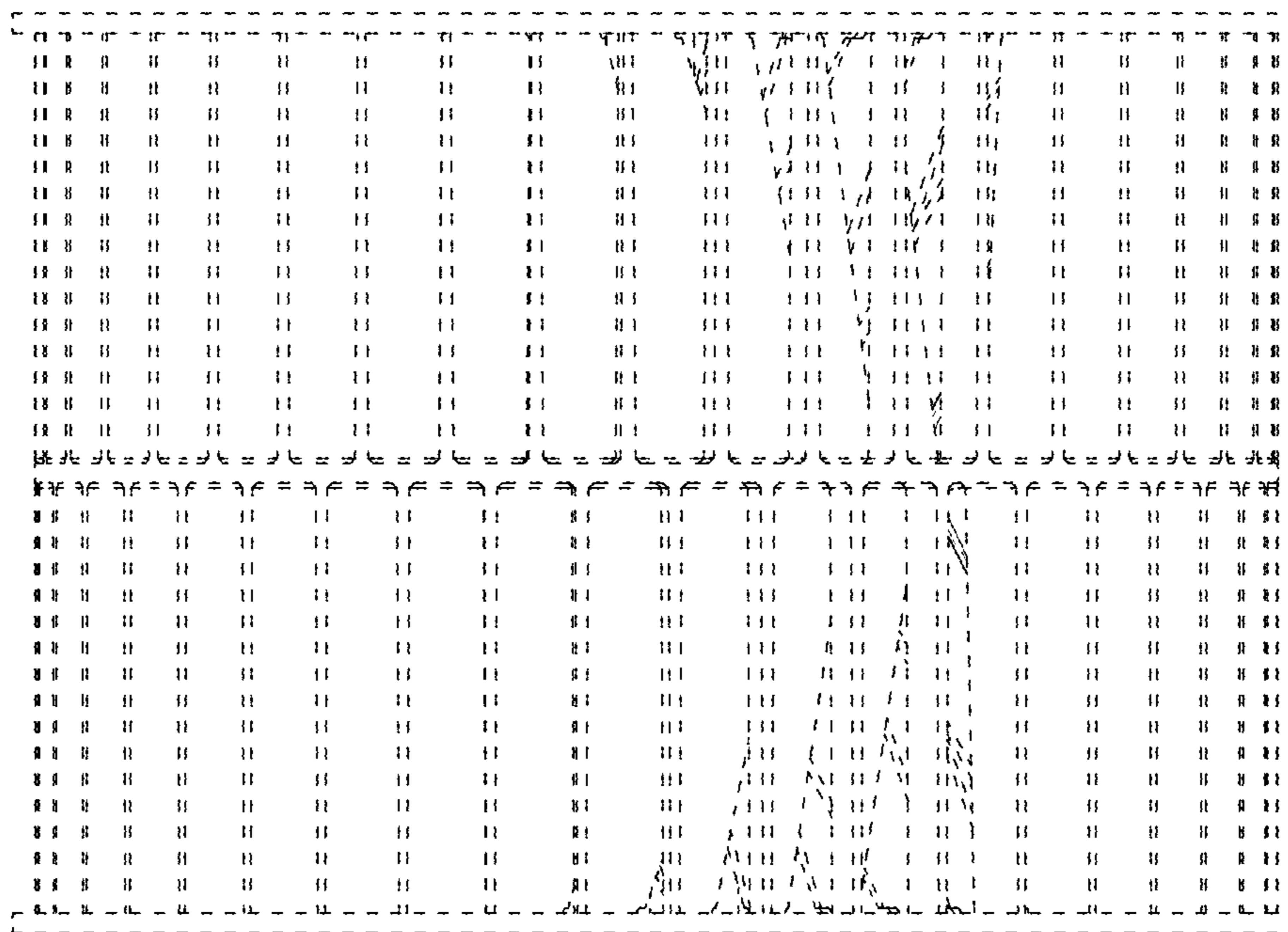


Fig.9

