



US00D963146S

(12) **United States Design Patent**
Huang et al.

(10) **Patent No.:** **US D963,146 S**
(45) **Date of Patent:** **** Sep. 6, 2022**

(54) **FAN**
(71) Applicant: **BEIJING XIAOMI MOBILE SOFTWARE CO., LTD.**, Beijing (CN)
(72) Inventors: **Li Huang**, Beijing (CN); **Ningning Li**, Beijing (CN)
(73) Assignee: **BEIJING XIAOMI MOBILE SOFTWARE CO., LTD.**, Beijing (CN)
(**) Term: **15 Years**

D483,851 S * 12/2003 Fok D23/378
D486,218 S * 2/2004 Shapiro D23/381
D522,124 S * 5/2006 Bucher D23/378
D552,227 S * 10/2007 Bucher D23/378
D581,038 S * 11/2008 Boswell D23/378
D829,319 S * 9/2018 Chen D23/378
D854,671 S * 7/2019 Fang et al.
D879,938 S * 3/2020 Rubin D23/378
D888,223 S * 6/2020 Yuan D23/378
D910,828 S * 2/2021 Kimball D23/378
D936,817 S * 11/2021 Fan D23/378
D937,400 S * 11/2021 Hong D23/370
D937,401 S * 11/2021 Zhao D23/378
D942,608 S * 2/2022 Ho D23/378
D945,590 S * 3/2022 Zhao D23/378

(21) Appl. No.: **35/510,833**

(22) Filed: **Oct. 10, 2020**

(80) **Hague Agreement Data**

Int. Filing Date: **Oct. 10, 2020**
Int. Reg. No.: **DM/211306**
Int. Reg. Date: **Oct. 10, 2020**
Int. Reg. Pub. Date: **Nov. 27, 2020**

(30) **Foreign Application Priority Data**

Apr. 24, 2020 (CN) 202030172821.X

(51) **LOC (13) Cl.** **23-04**

(52) **U.S. Cl.**
USPC **D23/378**

(58) **Field of Classification Search**

USPC D23/370–385, 411–414; D13/179
CPC F04D 25/088; F04D 25/06; F04D 29/38;
F04D 29/522; F04D 29/5853; F04D
29/326; F01P 5/02

See application file for complete search history.

(56) **References Cited**

U.S. PATENT DOCUMENTS

D464,723 S * 10/2002 Fok D23/378
D483,466 S * 12/2003 Shapiro D23/378

FOREIGN PATENT DOCUMENTS

CN 303890144 S 10/2016
CN 303890145 S 10/2016
CN 304074726 S 3/2017
CN 304074727 S 3/2017

(Continued)

Primary Examiner — Natasha Vujcic

(74) *Attorney, Agent, or Firm* — Syncoda LLC; Feng Ma

(57) **CLAIM**

The ornamental design for a fan, as shown and described.

DESCRIPTION

1. Fan

1.1 is a front view of a fan showing the new design;

1.2 is a back view thereof;

1.3 is a left view thereof;

1.4 is a right view thereof;

1.5 is a top view thereof;

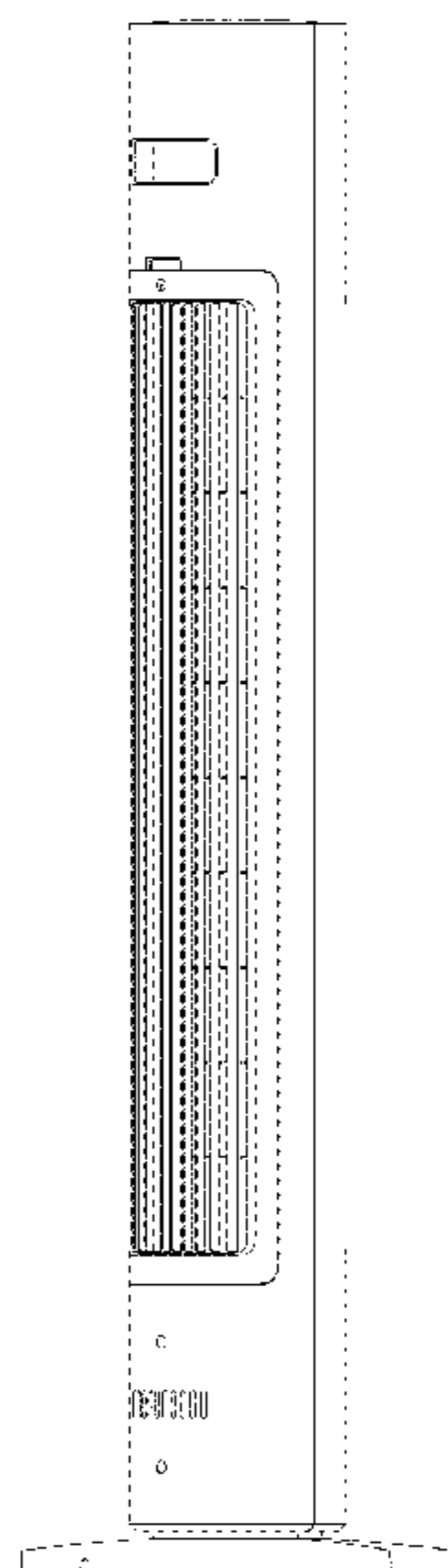
1.6 is a bottom view thereof;

1.7 is a front, left perspective view thereof; and

1.8 is a back, left perspective view thereof.

The broken lines in the drawings illustrate portions of the fan and form no part of the claimed design.

1 Claim, 8 Drawing Sheets



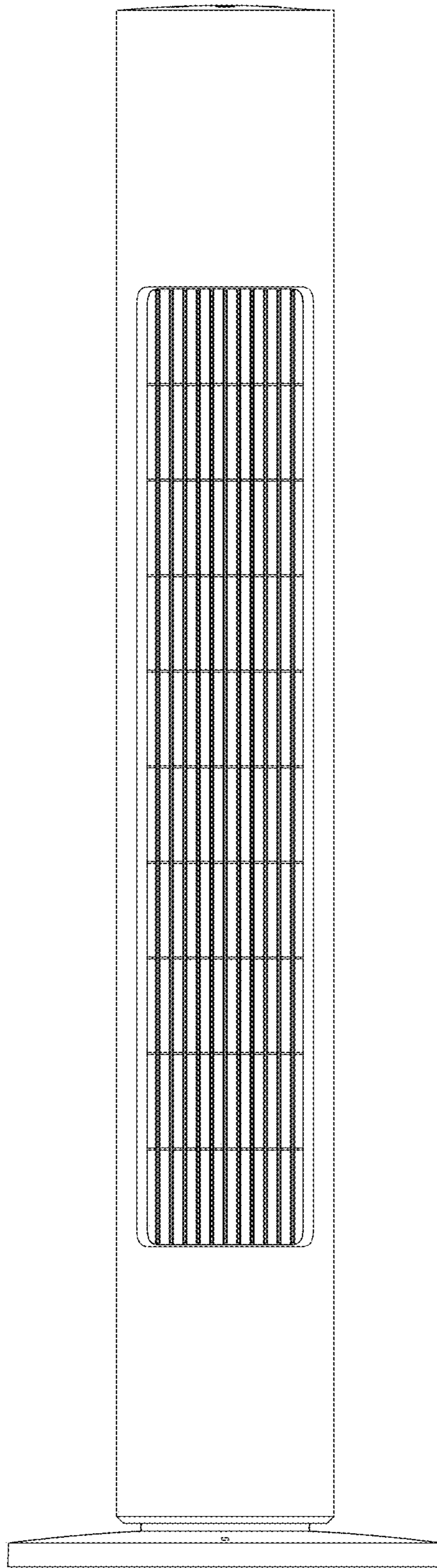
(56)

References Cited

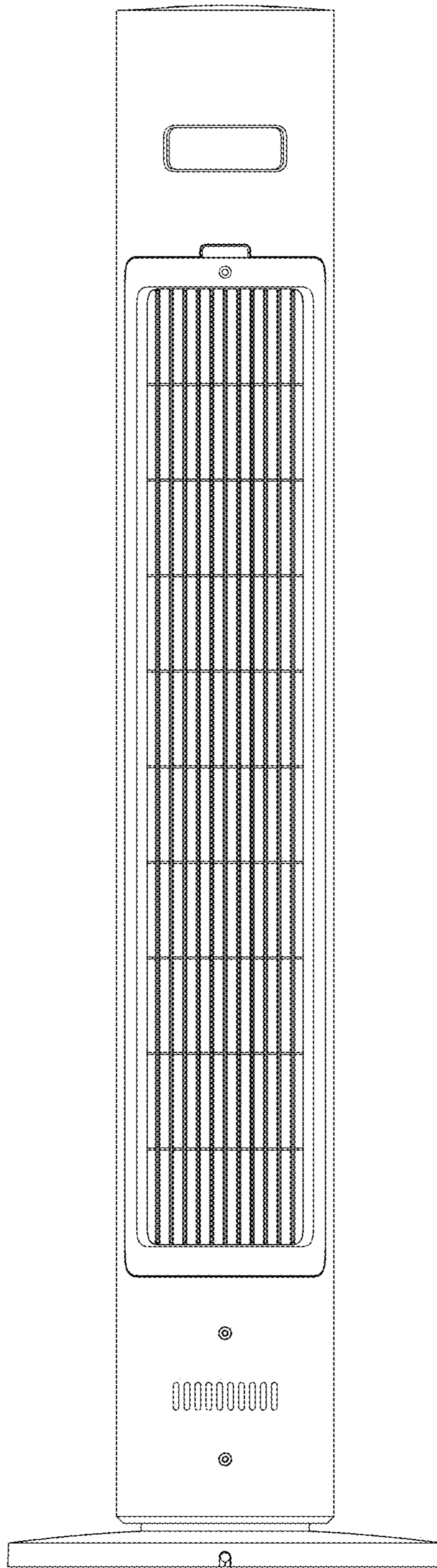
FOREIGN PATENT DOCUMENTS

CN	304074769 S	3/2017
CN	304258208 S	8/2017
KR	30-0634174 S	3/2012
WO	D099395-0007 S	2/2018

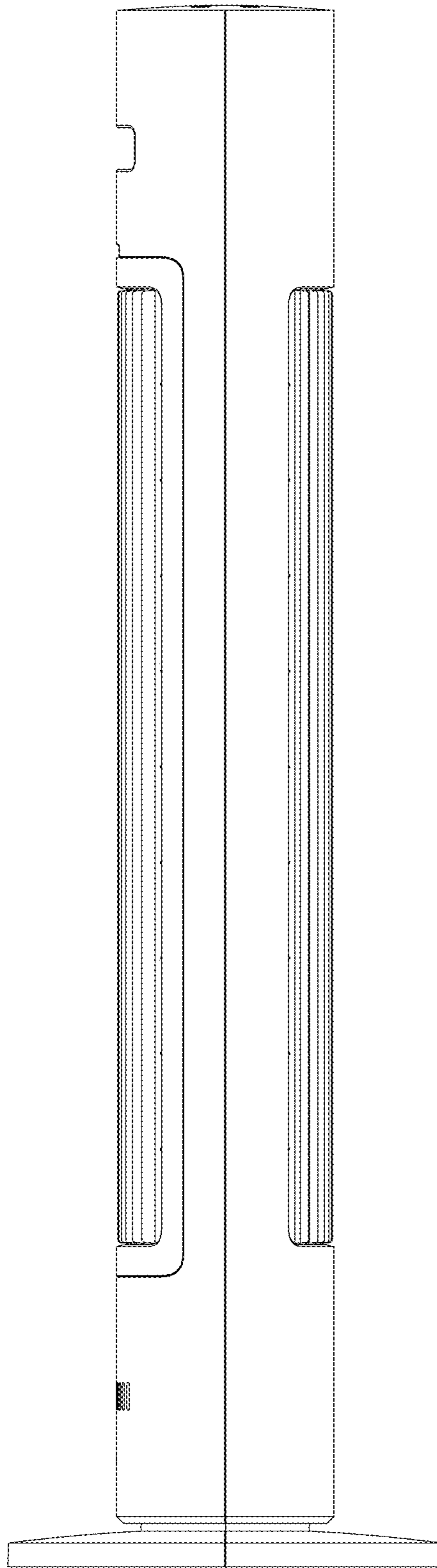
* cited by examiner

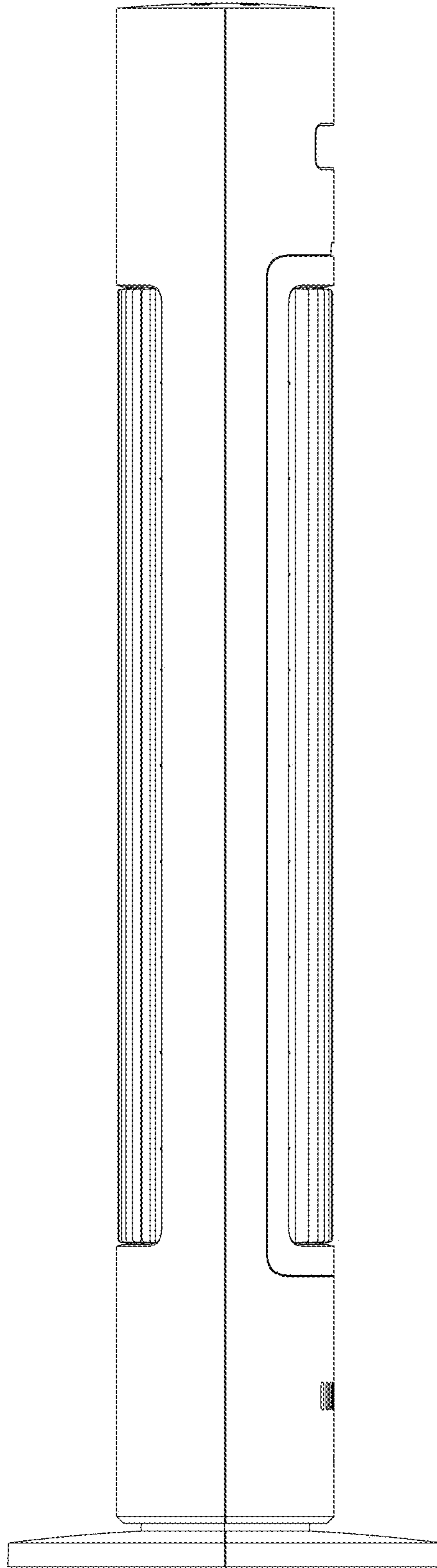


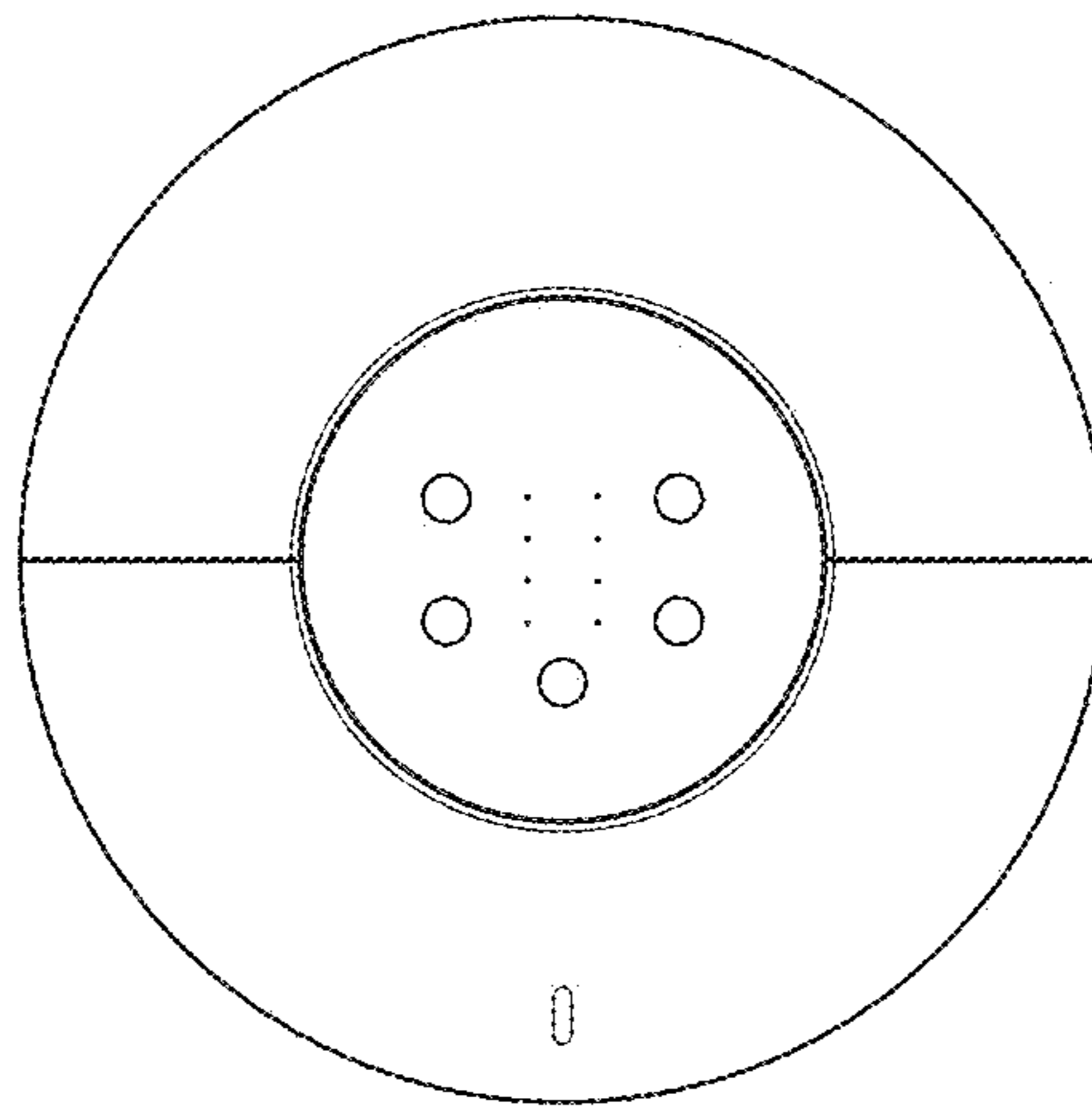
1.1



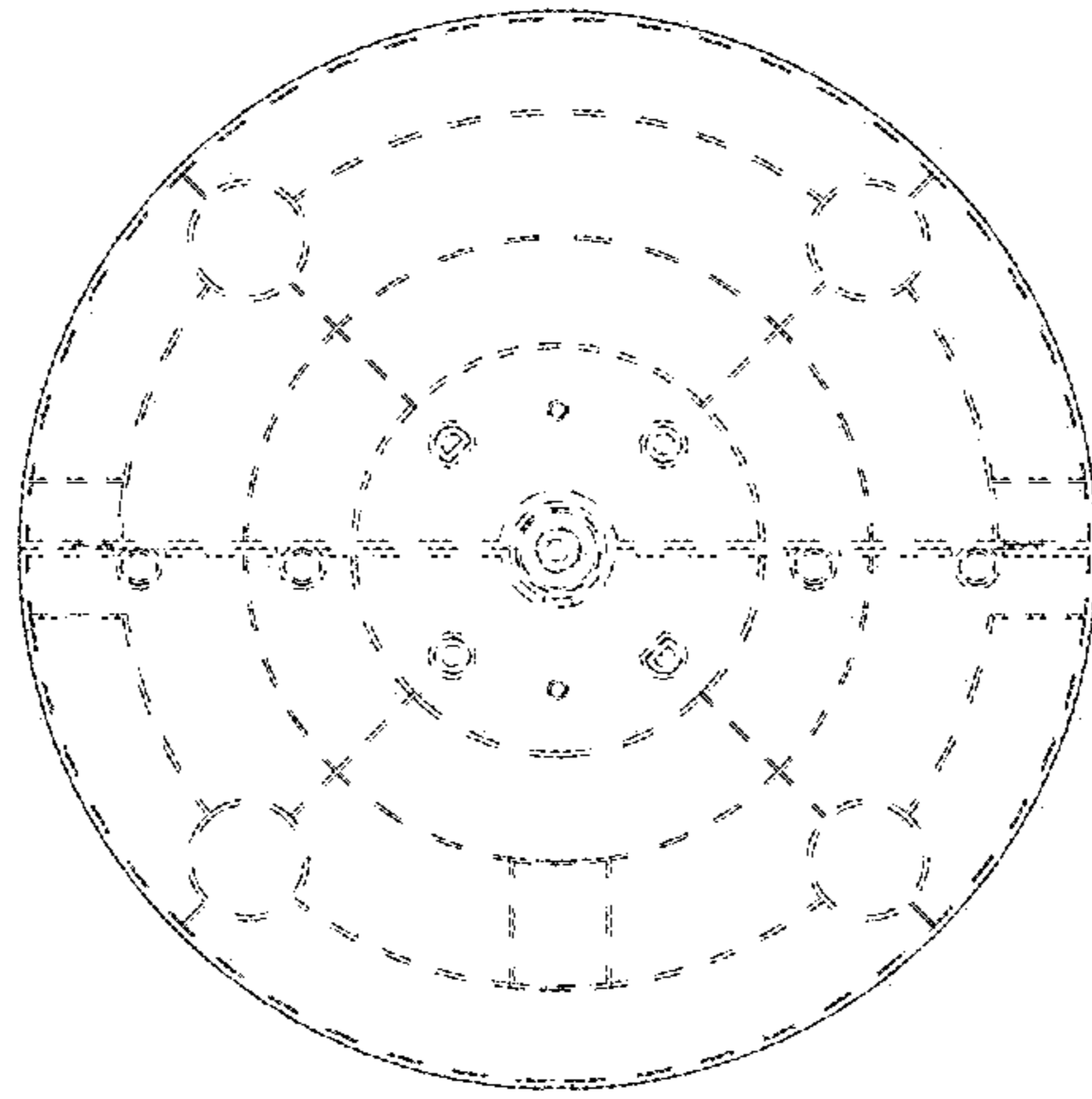
1.2







1.5



1.6

