



US00D963143S

(12) **United States Design Patent**  
**Thrapp et al.**

(10) **Patent No.:** **US D963,143 S**

(45) **Date of Patent:** **\*\* Sep. 6, 2022**

(54) **AIR FRESHENER**

(71) Applicant: **GENTSCENTS, LLC**, Kaysville, UT (US)

(72) Inventors: **Christian S. Thrapp**, Kaysville, UT (US); **Kohlmann D. Kearley**, Kaysville, UT (US); **Nathanael A. Finlay**, Kaysville, UT (US)

(73) Assignee: **GentScents, LLC**, Kaysville, UT (US)

(\*\*) Term: **15 Years**

(21) Appl. No.: **29/748,197**

(22) Filed: **Aug. 27, 2020**

(51) **LOC (13) Cl.** ..... **23-04**

(52) **U.S. Cl.**  
USPC ..... **D23/366**

(58) **Field of Classification Search**  
USPC ..... D23/332, 333, 351–369; D7/300.1, 506; D11/143, 146; D14/188, 194, 195, 197, D14/203.2, 203.6, 204, 209, 213, 215, D14/216, 221, 228; D32/30; D26/26  
CPC ..... A61L 9/03; A61L 9/04; A61L 9/05; A61L 9/12; A61L 9/14; A61L 9/22; A61L 9/012; A61L 9/015; A61L 9/048; A61L 9/127; A61L 2209/133; A47G 7/06; F24F 6/02; F24F 6/12; Y10S 261/88; Y10S 261/89

See application file for complete search history.

(56) **References Cited**

U.S. PATENT DOCUMENTS

D575,860 S \* 8/2008 Wu ..... D23/366  
D648,841 S \* 11/2011 Lam ..... D23/364

D733,278 S \* 6/2015 Newlin ..... D23/366  
D844,765 S \* 4/2019 Zhang ..... D23/364  
D899,638 S \* 10/2020 Li ..... D26/26  
D900,291 S \* 10/2020 Brown ..... D23/364  
D908,856 S \* 1/2021 Graus Ferrer ..... D23/366  
D914,186 S \* 3/2021 Brown ..... D23/364  
D921,867 S \* 6/2021 Yun ..... D23/364  
D933,799 S \* 10/2021 Cheng ..... D23/366

\* cited by examiner

*Primary Examiner* — Angela J Lee

*Assistant Examiner* — David Obrien

(74) *Attorney, Agent, or Firm* — Workman Nydegger

(57) **CLAIM**

The ornamental design for an air freshener, as shown and described.

**DESCRIPTION**

FIG. 1 is a perspective view of an air freshener showing the design;

FIG. 2 is a front elevational view of the air freshener of FIG. 1;

FIG. 3 is a rear elevational view of the air freshener of FIG. 1;

FIG. 4 is a top plan view of the air freshener of FIG. 1;

FIG. 5 is a bottom plan view of the air freshener of FIG. 1;

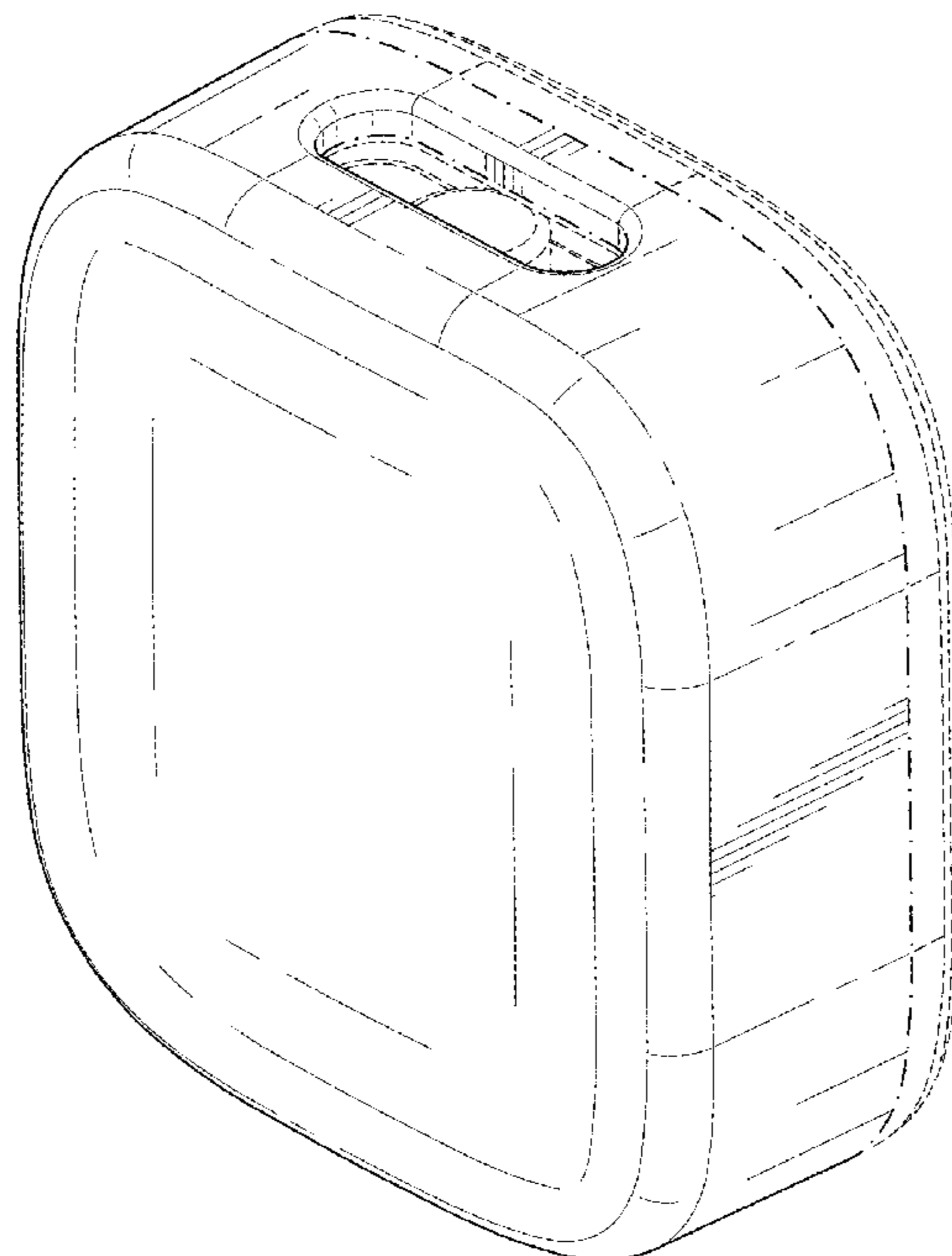
FIG. 6 is a left elevational view of the air freshener of FIG. 1; and,

FIG. 7 is a right elevational view of the air freshener of FIG. 1.

The dash-dash broken lines in the drawings depict portions of the air freshener that form no part of the claimed design.

The dot-dash-dot broken lines in the drawings define the boundaries of the claim and form no part thereof.

**1 Claim, 4 Drawing Sheets**



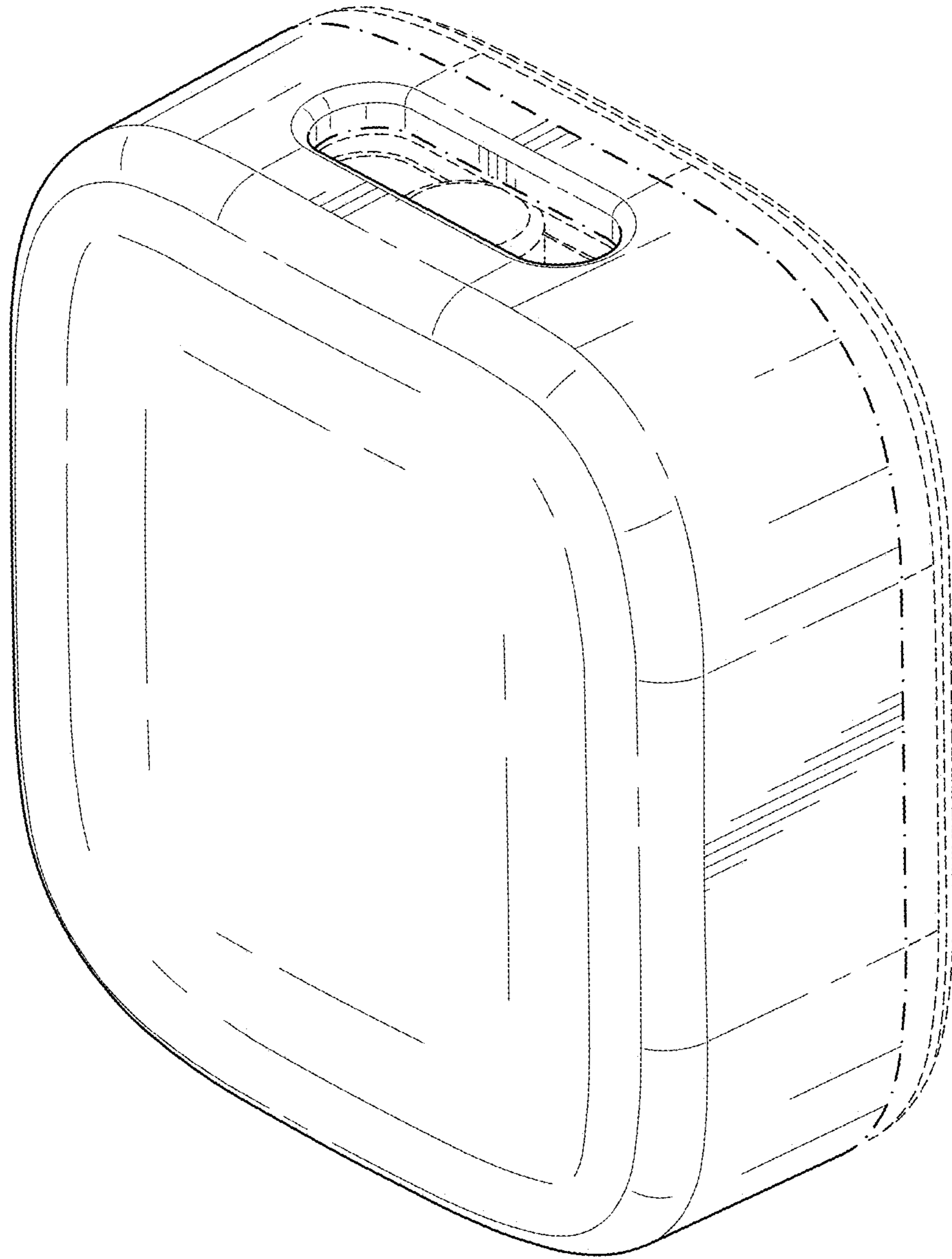


FIG. 1

FIG. 2

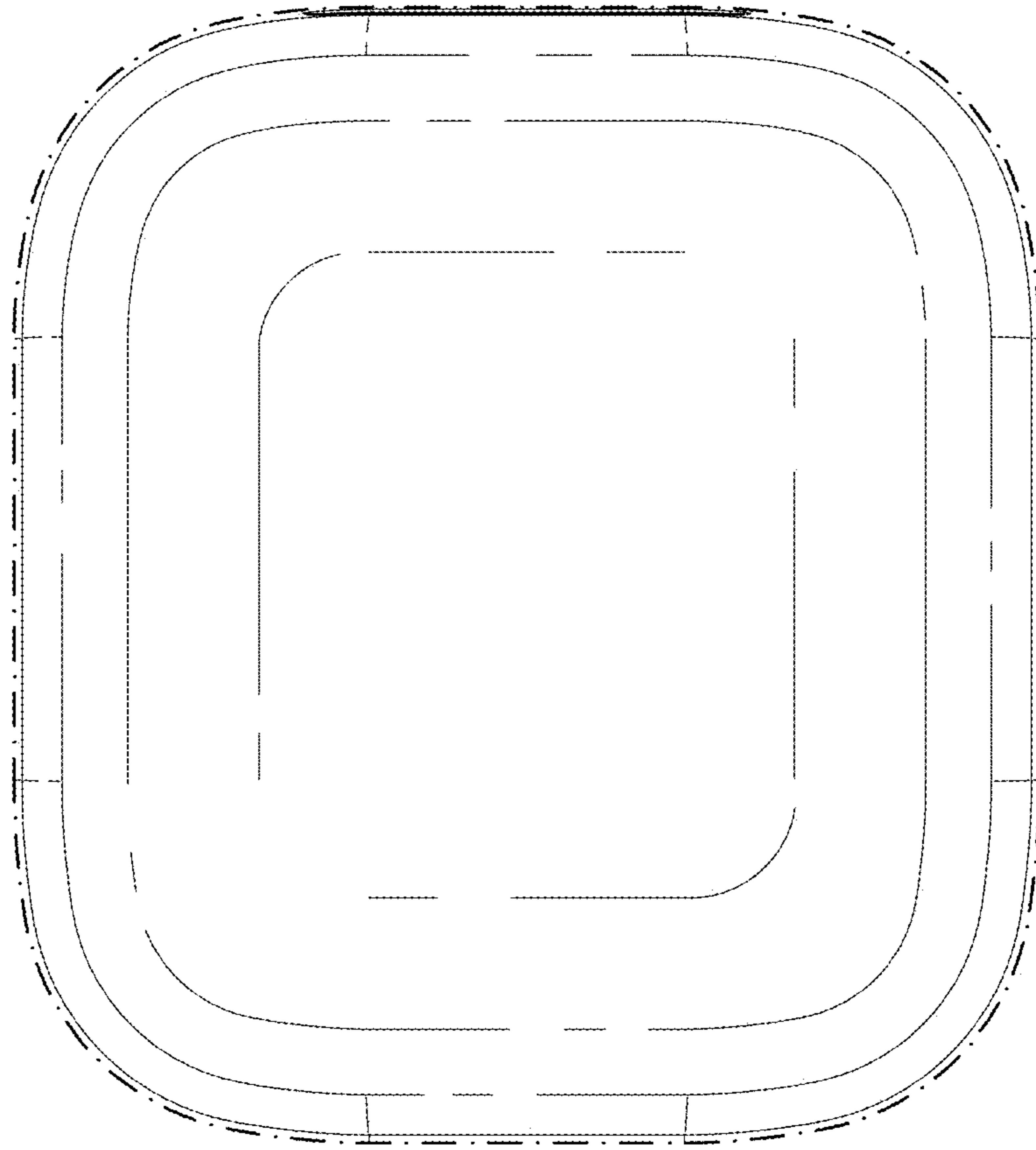
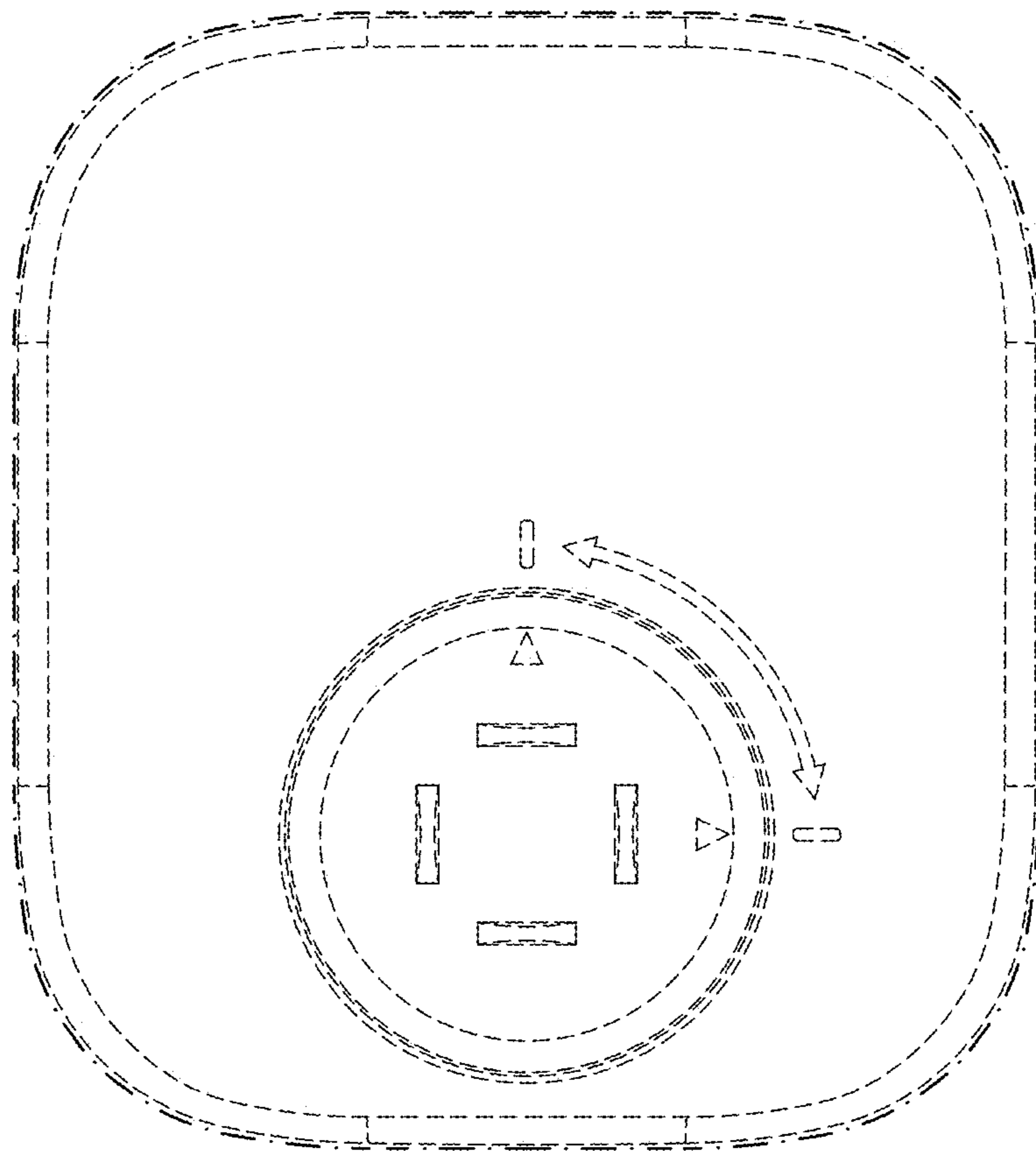


FIG. 3



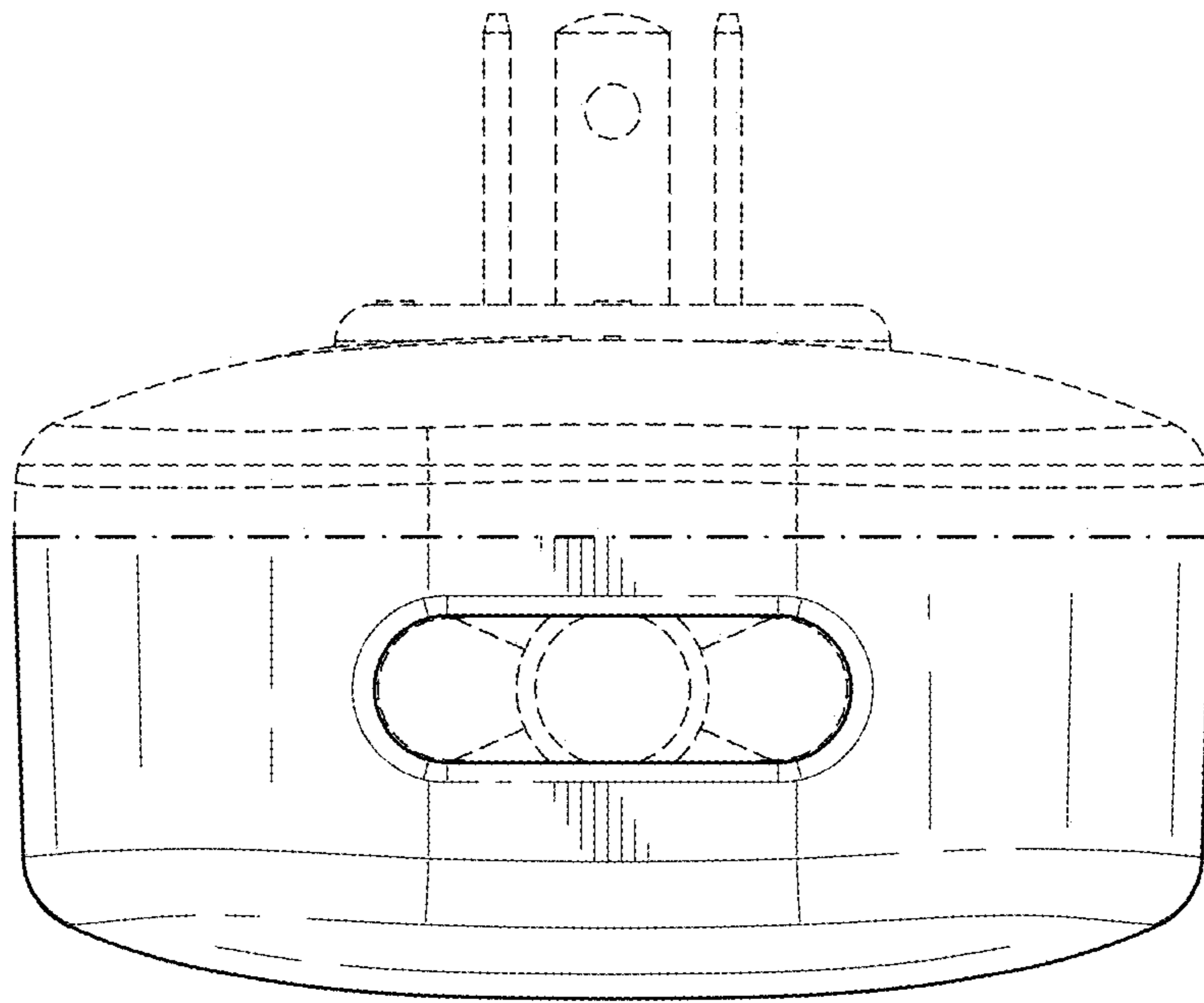


FIG. 4

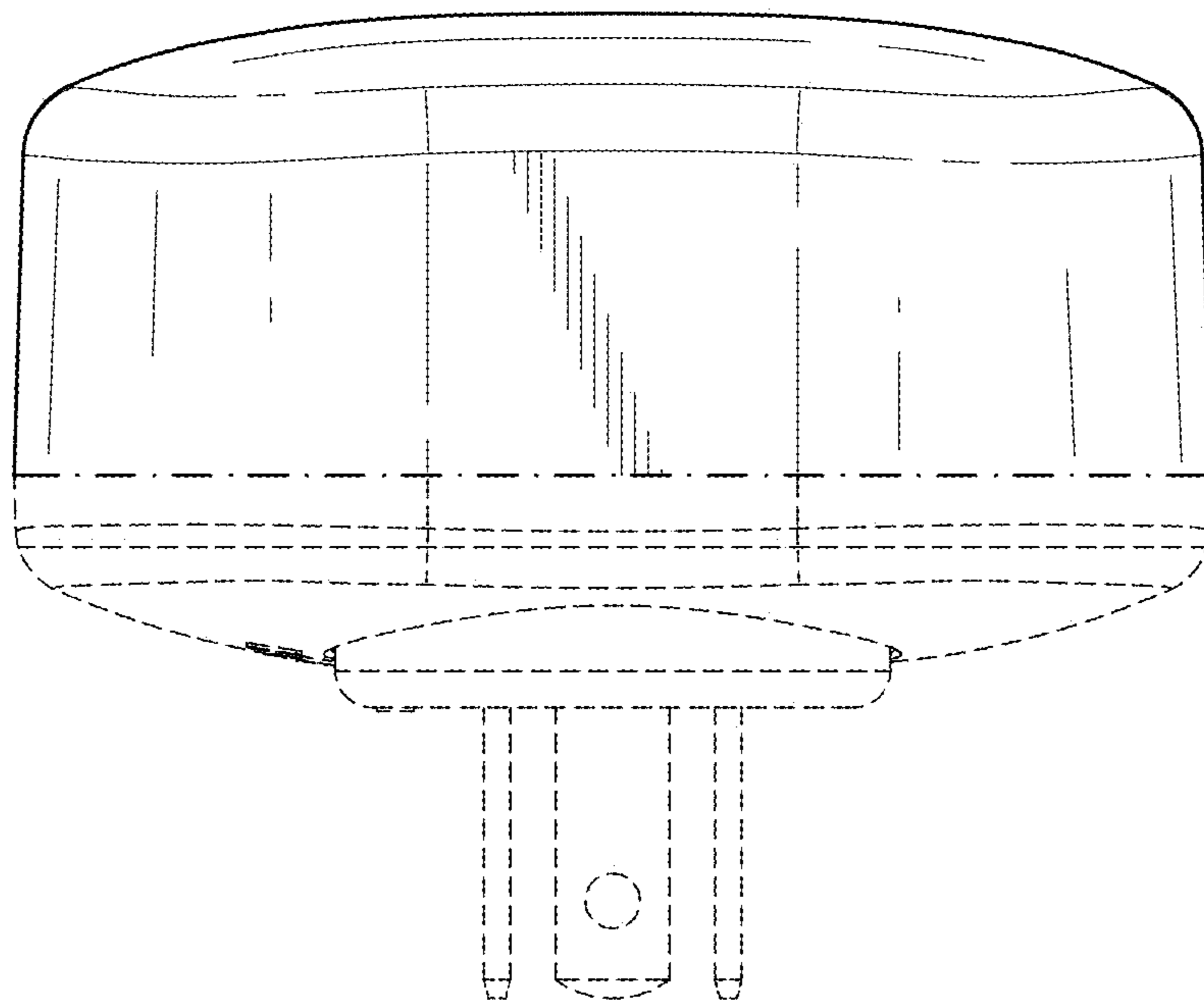


FIG. 5

FIG. 6

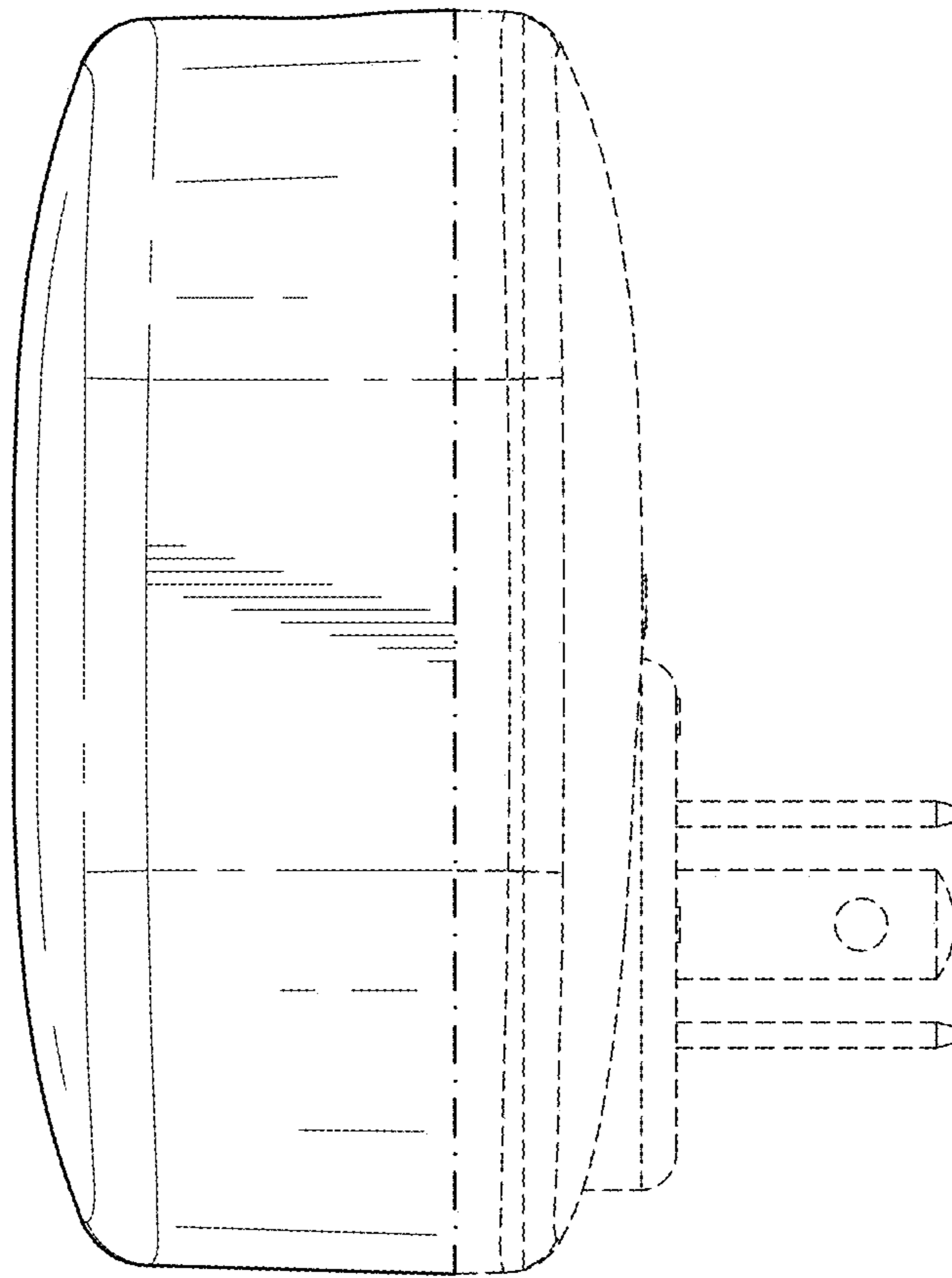


FIG. 7

