



US00D963139S

(12) **United States Design Patent** (10) **Patent No.:** **US D963,139 S**  
**Dong et al.** (45) **Date of Patent:** **\*\* Sep. 6, 2022**

(54) **OUTDOOR UNIT OF AIR CONDITIONER**  
(71) Applicants: **Qingdao Haier Air-conditioning Electronic Co., Ltd**, Shandong (CN); **Haier Smart Home Co., Ltd.**, Shandong (CN)

(72) Inventors: **Yongzhi Dong**, Qingdao (CN); **Jian Sun**, Qingdao (CN); **Hongwu Chang**, Qingdao (CN); **Xiaobo Li**, Qingdao (CN)

(73) Assignees: **QINGDAO HAIER AIR-CONDITIONING ELECTRONIC CO., LTD**, Qingdao (CN); **HAIER SMART HOME CO., LTD.**, Qingdao (CN)

(\*\*) Term: **15 Years**

(21) Appl. No.: **29/737,901**

(22) Filed: **Jun. 12, 2020**

(30) **Foreign Application Priority Data**

Dec. 12, 2019 (CN) ..... 201930695424.8

(51) **LOC (13) Cl.** ..... **23-04**

(52) **U.S. Cl.**  
USPC ..... **D23/351**

(58) **Field of Classification Search**  
USPC ..... D23/325, 332, 333, 335, 351-367, 388, D23/397  
CPC ..... A01G 13/06; A61L 9/032; A61L 9/122; F24F 1/00; F24F 1/02; F24F 1/06; F24F 1/08; F24F 1/12; F24F 1/14; F24F 1/16; F24F 1/18; F24F 1/22; F24F 1/0007; F24F 1/0022; F24F 1/0029; F24F 1/0033; F24F 3/12; F24F 3/16

See application file for complete search history.

(56) **References Cited**

U.S. PATENT DOCUMENTS

D403,757 S *	1/1999	Aketa .....	D23/351
D497,983 S *	11/2004	Nanjo .....	D23/351
D532,503 S *	11/2006	Shimizu .....	D23/351
D532,889 S *	11/2006	Shimizu .....	D23/351
D584,388 S *	1/2009	Chooji .....	D23/351
D700,304 S *	2/2014	Ikegaya .....	D23/351
D715,909 S *	10/2014	Shiota .....	D23/351
D783,790 S *	4/2017	Tajima .....	D23/354

(Continued)

*Primary Examiner* — Gino Colan

*Assistant Examiner* — David OBrien

(74) *Attorney, Agent, or Firm* — Maier & Maier, PLLC

(57) **CLAIM**

The ornamental design for an outdoor unit of air conditioner, as shown and described.

**DESCRIPTION**

The patent or application file contains at least one drawing executed in color. Copies of this patent or patent application publication with color drawing(s) will be provided by the Office upon request and payment of the necessary fee.

FIG. 1 is a perspective view of an outdoor unit of air conditioner;

FIG. 2 is another perspective view thereof;

FIG. 3 is another perspective view thereof;

FIG. 4 is another perspective view thereof;

FIG. 5 is a front view thereof;

FIG. 6 is a rear view thereof;

FIG. 7 is a left view thereof;


FIG. 8 is a right view thereof;

FIG. 9 is a top view thereof; and,

FIG. 10 is a bottom view thereof.

The broken lines shown in the figures are for the purpose of illustrating portions of the outdoor unit of air conditioner and form no part of the claimed design.

**1 Claim, 10 Drawing Sheets**  
**(10 of 10 Drawing Sheet(s) Filed in Color)**



(56)

**References Cited**

U.S. PATENT DOCUMENTS

D857,184 S \* 8/2019 Surmont ..... D23/351  
D901,660 S \* 11/2020 Yuan ..... D23/351  
D921,173 S \* 6/2021 Kobayashi ..... D23/351

\* cited by examiner



Figure 1




Figure 2




Figure 3




Figure 4




Figure 5




Figure 6






Figure 7




Figure 8

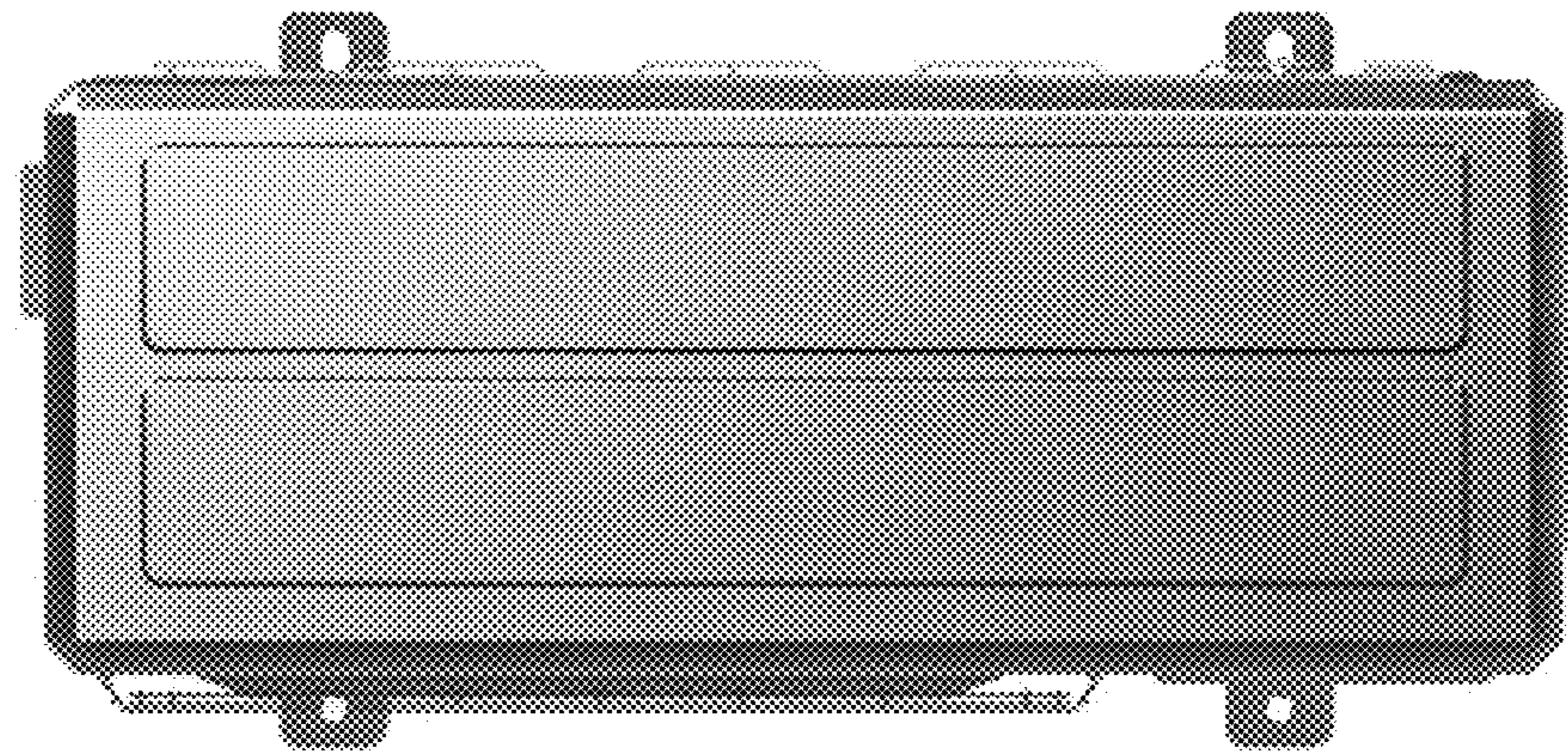


Figure 9




Figure 10