



US00D963138S

(12) **United States Design Patent** (10) **Patent No.:** **US D963,138 S**
Kosuge (45) **Date of Patent:** **** Sep. 6, 2022**

(54) **OUTDOOR UNIT FOR AIR CONDITIONER**

(71) Applicant: **Hiroyasu Kosuge**, Osaka (JP)

(72) Inventor: **Hiroyasu Kosuge**, Osaka (JP)

(73) Assignees: **DAIKIN INDUSTRIES, LTD.**, Osaka (JP); **DAIKIN EUROPE N.V.**, Ostend (BE)

(**) Term: **15 Years**

(21) Appl. No.: **29/724,895**

(22) Filed: **Feb. 20, 2020**

(30) **Foreign Application Priority Data**

Aug. 26, 2019 (EM) 006763645-0009

(51) **LOC (13) Cl.** **23-04**

(52) **U.S. Cl.**
USPC **D23/351**

(58) **Field of Classification Search**

USPC D23/333, 335, 351-367, 388
CPC A01G 13/06; A01M 1/2044; A24F 25/00;
A61L 9/00; A61L 9/03; A61L 9/04; A61L
9/14; A61L 9/015; A61L 9/032; A61L
2209/14; B05B 7/1686; F24F 1/00; F24F
1/02; F24F 1/08; F24F 1/42; F24F 1/56;
F24F 1/60; F24F 1/62; F24F 1/64; F24F
1/0007; F24F 3/12; F24F 3/14; F24F
3/16; F24F 3/048; F24F 13/085; F24F
8/192; B60H 1/00521; B01D 39/2003
See application file for complete search history.

(56) **References Cited**

U.S. PATENT DOCUMENTS

D216,696 S * 3/1970 Blee D23/388
D285,830 S * 9/1986 Daily D23/388

D300,459 S * 3/1989 Hoyle D23/333
D394,901 S * 6/1998 Governale D23/351
D778,419 S * 2/2017 Poindexter D23/365
D809,115 S * 1/2018 Morin D23/365
D849,217 S * 5/2019 Yamashita D23/351
D883,460 S * 5/2020 Kosuge D23/351
D924,384 S * 7/2021 Choi D23/351
2011/0225939 A1* 9/2011 Loggins B01D 46/0005
55/357
2015/0292755 A1* 10/2015 Pickett B03C 3/28
96/74
2020/0230540 A1* 7/2020 Schumacher B60H 1/00521
2021/0252445 A1* 8/2021 Mori B01D 39/2003

* cited by examiner

Primary Examiner — Gino Colan

Assistant Examiner — David Obrien

(74) *Attorney, Agent, or Firm* — Manabu Kanesaka

(57) **CLAIM**

The ornamental design for an outdoor unit for air conditioner, as shown and described.

DESCRIPTION

FIG. 1 is a perspective view of an outdoor unit for air conditioner showing my new design;
FIG. 2 is a front view thereof;
FIG. 3 is a rear view thereof;
FIG. 4 is a plan view thereof;
FIG. 5 is a bottom view thereof;
FIG. 6 is a left side view thereof; and,
FIG. 7 is a right side view thereof.
The broken lines depict portions of the outdoor unit for air conditioner that form no part of claimed design.

1 Claim, 3 Drawing Sheets

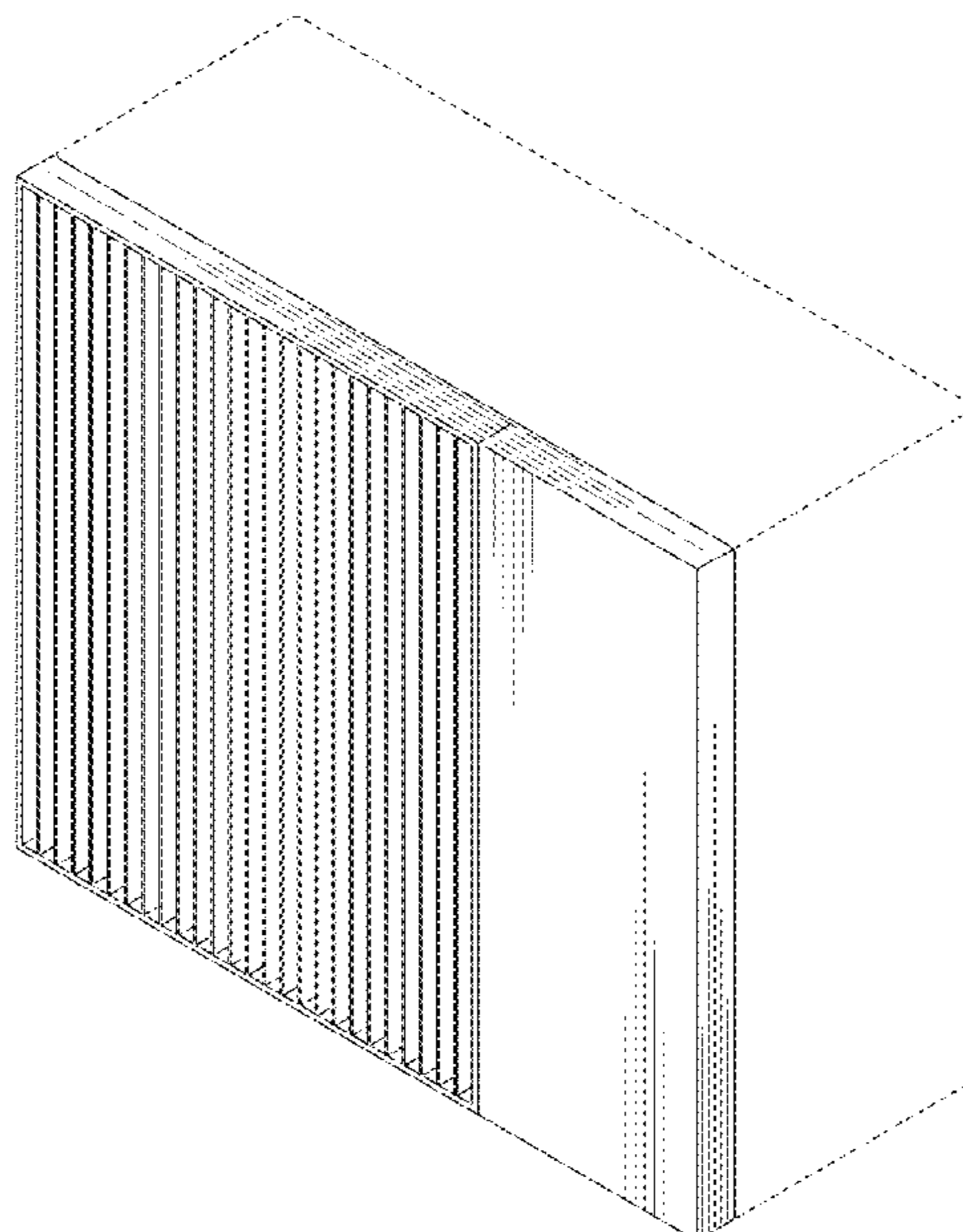


Fig.1

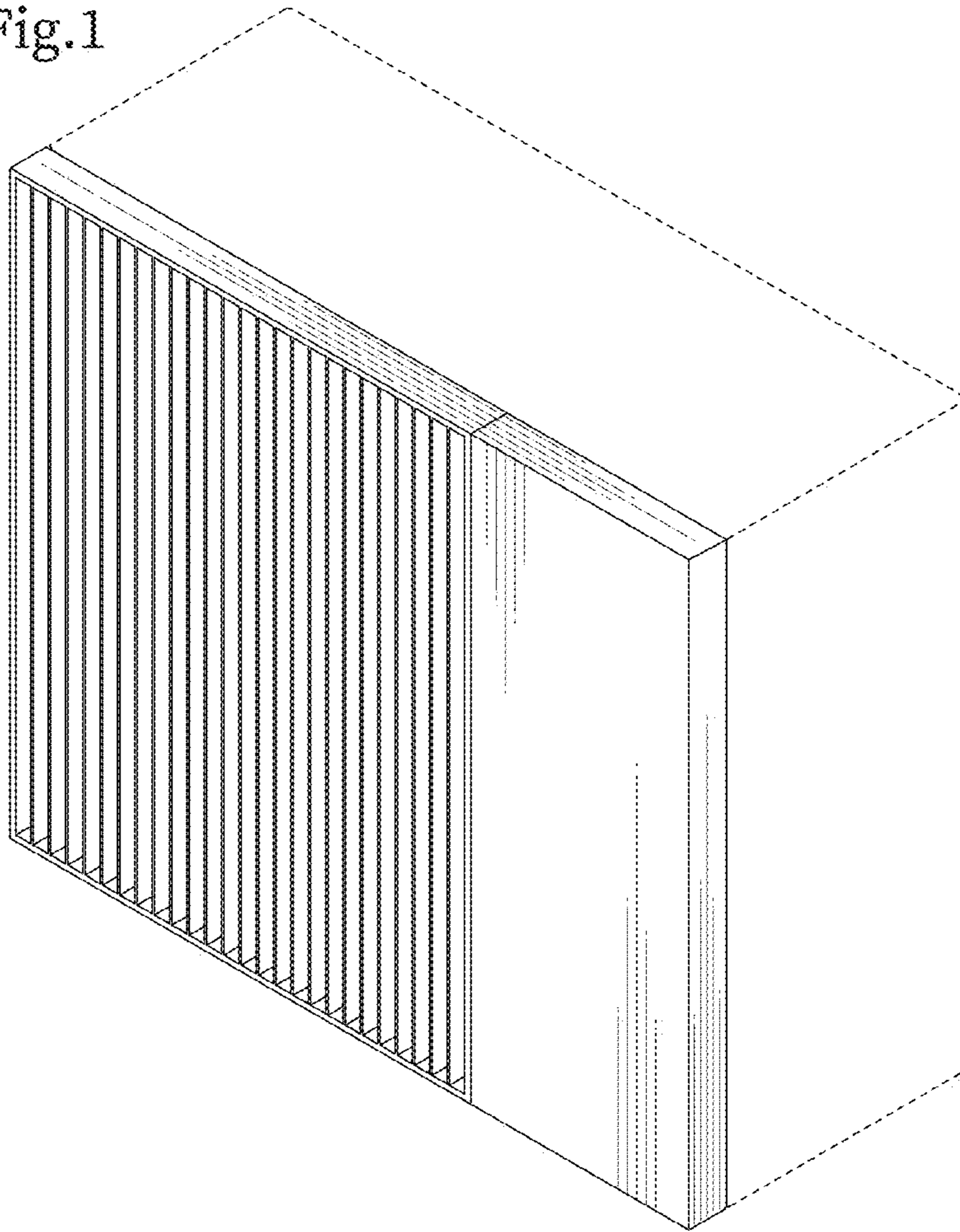


Fig.2

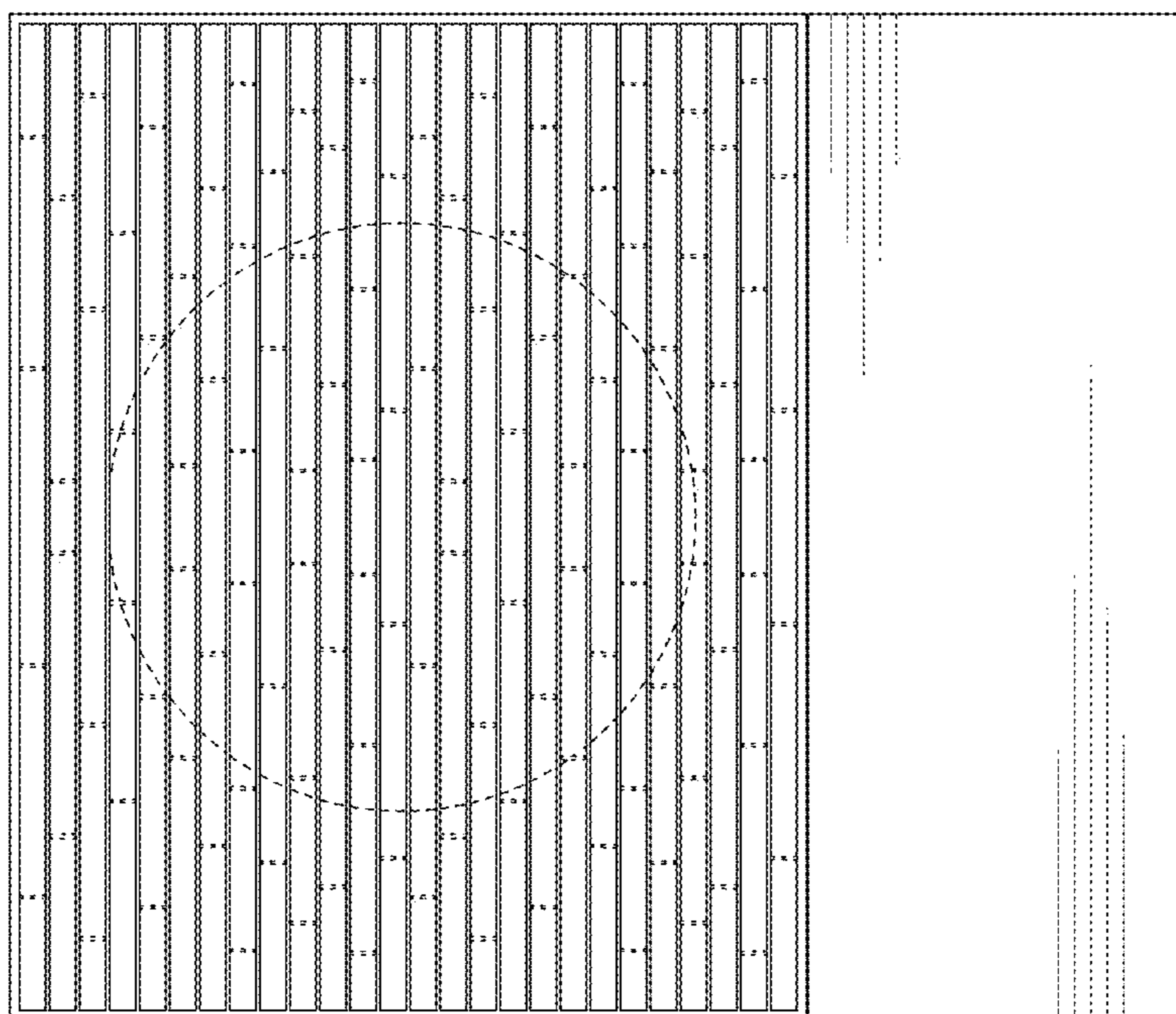


Fig.3



Fig.4

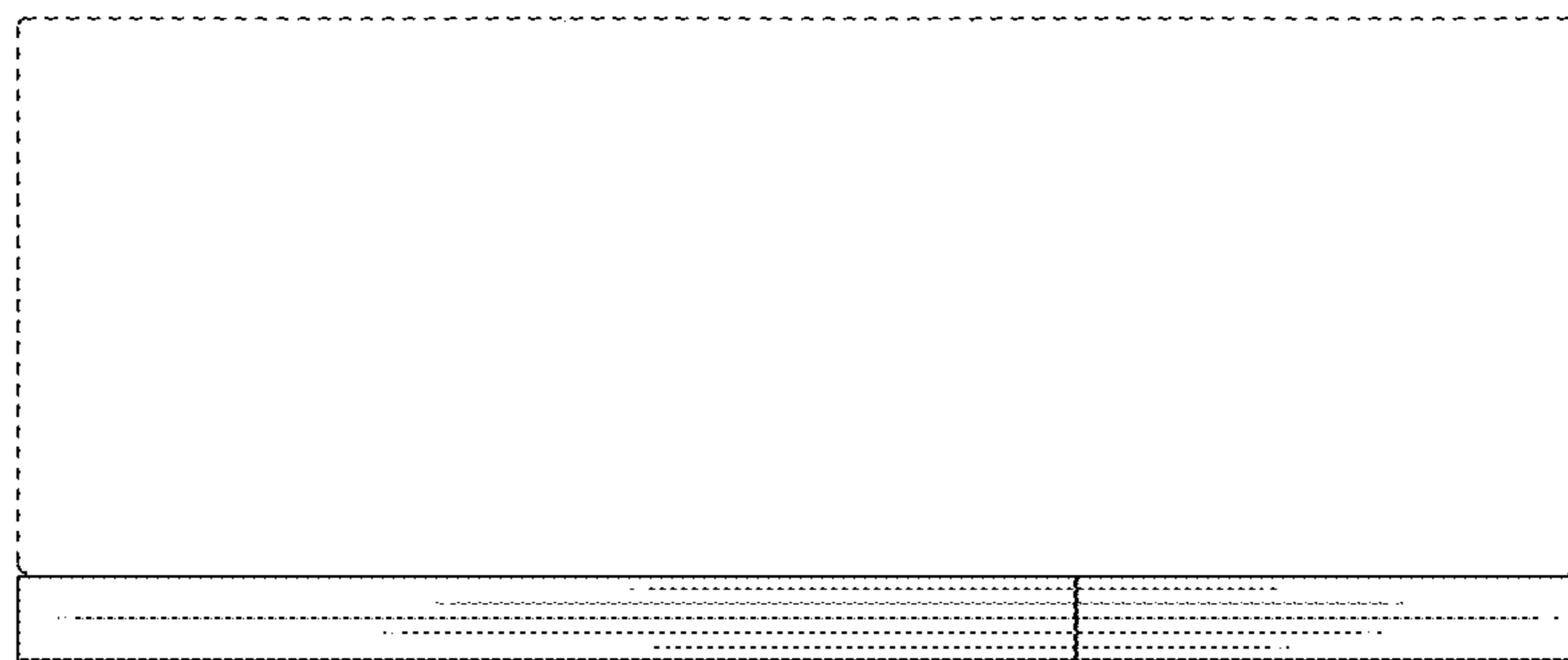


Fig.5




Fig.6




Fig.7

