



US00D963047S

(12) **United States Design Patent** (10) **Patent No.:** **US D963,047 S**
McVey et al. (45) **Date of Patent:** **** Sep. 6, 2022**

(54) **GAMING MACHINES**
(71) Applicant: **Incredible Technologies, Inc.**, Vernon Hills, IL (US)
(72) Inventors: **Bryan C. McVey**, Chicago, IL (US); **Lawrence J. Hodgson**, Las Vegas, NV (US); **Omar Torres**, Barrington, IL (US); **Thomas F. Costanzo**, Elmhurst, IL (US); **Daniel J. Schrementi**, Chicago, IL (US)

D843,467 S * 3/2019 Johnson D21/369
D843,473 S * 3/2019 Zedell, Jr. D21/369
D868,165 S * 11/2019 Ortiz De Viveiros D21/369
D911,451 S * 2/2021 Ortiz De Viveiros D21/369
D913,379 S * 3/2021 Calhoun Lewis D21/369
D918,303 S * 5/2021 DeMarco D21/369
D934,347 S * 10/2021 Ocampo D21/370
D934,955 S * 11/2021 van Linden D21/369
2008/0129163 A1 * 6/2008 Greiner A47B 67/005
2017/0303667 A1 * 10/2017 Lopez A45F 3/14

(Continued)

FOREIGN PATENT DOCUMENTS

(73) Assignee: **Incredible Technologies, Inc.**, Vernon Hills, IL (US)

EM 000727995-0001 * 5/2007
EM 003667682-0001 * 1/2017

(**) Term: **15 Years**

OTHER PUBLICATIONS

(21) Appl. No.: **29/736,793**

Acme Furniture Skylar Vanity Desk, first available May 26, 2020, Amazon.com [online], site visited Dec. 1, 2021], Available from internet URL: <https://amzn.to/3xIR1IW>.*

(22) Filed: **Jun. 3, 2020**

(51) **LOC (13) Cl.** **21-03**

(52) **U.S. Cl.**
USPC **D21/369**

(58) **Field of Classification Search**
USPC D6/657, 662, 661, 663, 664.1, 667, 668, D6/669, 671, 671.1, 671.2, 672, 673; D14/129, 126, 127, 128, 138 G, 172, 248, D14/307, 325, 341, 371, 374, 375, 401, D14/432, 439, 450; D21/325, 329, 369, D21/371, 370, 385, 394; D25/48.7
CPC G07F 17/3216; G07F 17/3211; G07F 17/3267; G07F 17/3213; G07F 17/34; G07F 17/3244; A47G 1/04; A47B 67/005; A45F 3/14

See application file for complete search history.

Primary Examiner — Garth Rademaker
Assistant Examiner — Salamah Jordan
(74) *Attorney, Agent, or Firm* — Levenfeld Pearlstein, LLC

(57) **CLAIM**

The ornamental design for gaming machines, as shown and described.

DESCRIPTION

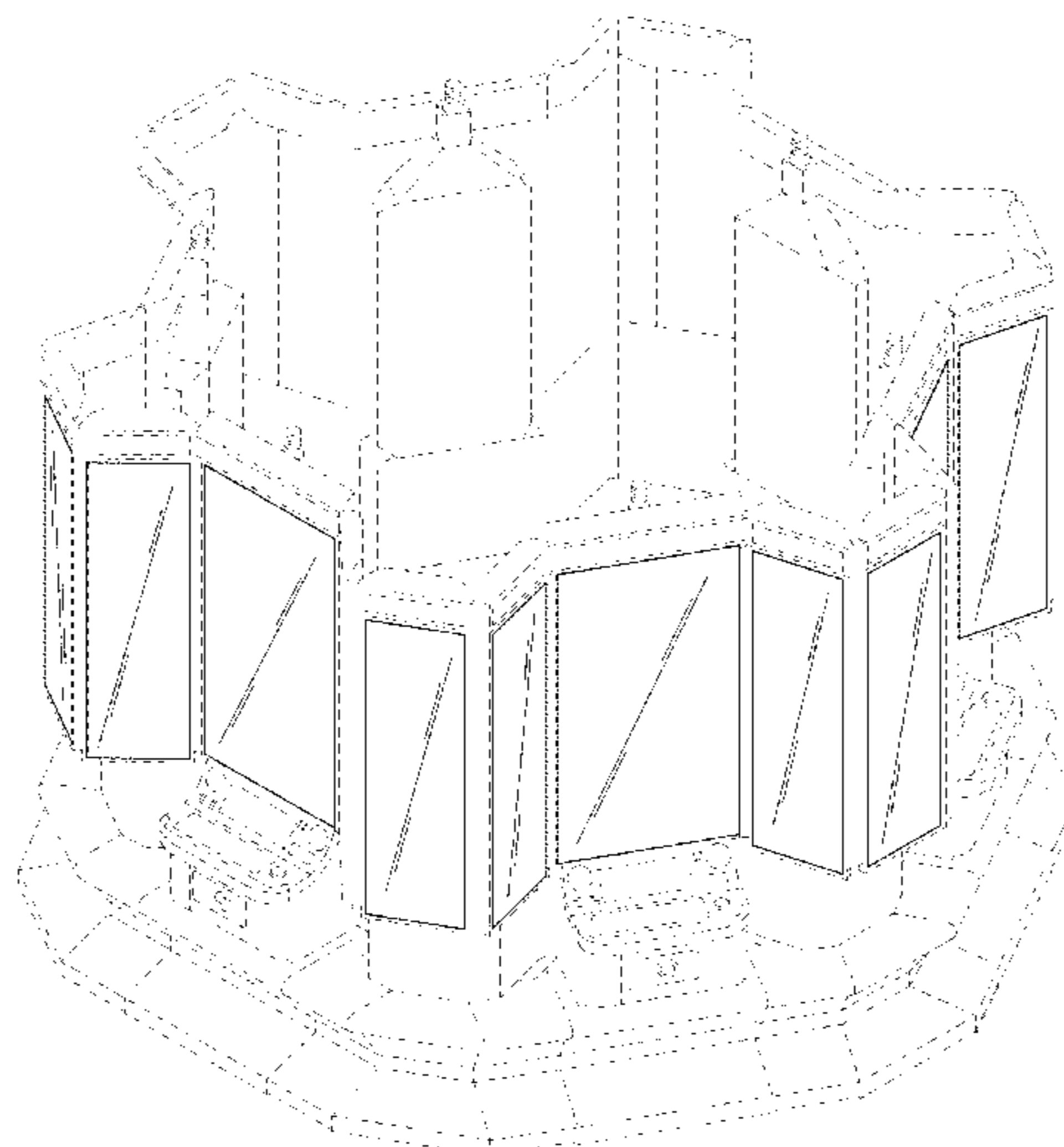
FIG. 1 is a perspective view of the gaming machines, showing our new design.
FIG. 2 is a front elevation view, the rear elevation view being a mirror image thereof.
FIG. 3 is a left side elevation view, the right side elevation view being a mirror image thereof; and,
FIG. 4 is a top plan view thereof.
The broken lines in the figures illustrate portions of the gaming machines that form no part of the claimed design.

1 Claim, 4 Drawing Sheets

(56) **References Cited**

U.S. PATENT DOCUMENTS

D213,676 S * 4/1969 Biro D25/48.7
D818,048 S * 5/2018 Calhoun D21/369
D819,747 S * 6/2018 Castro D21/369
D822,117 S * 7/2018 Costa D21/325
10,181,236 B2 * 1/2019 Goldstein G07F 17/3216



(56)

References Cited

U.S. PATENT DOCUMENTS

2018/0199695 A1* 7/2018 Friedman A47G 1/04
2020/0015607 A1* 1/2020 Connor A47B 67/005

* cited by examiner

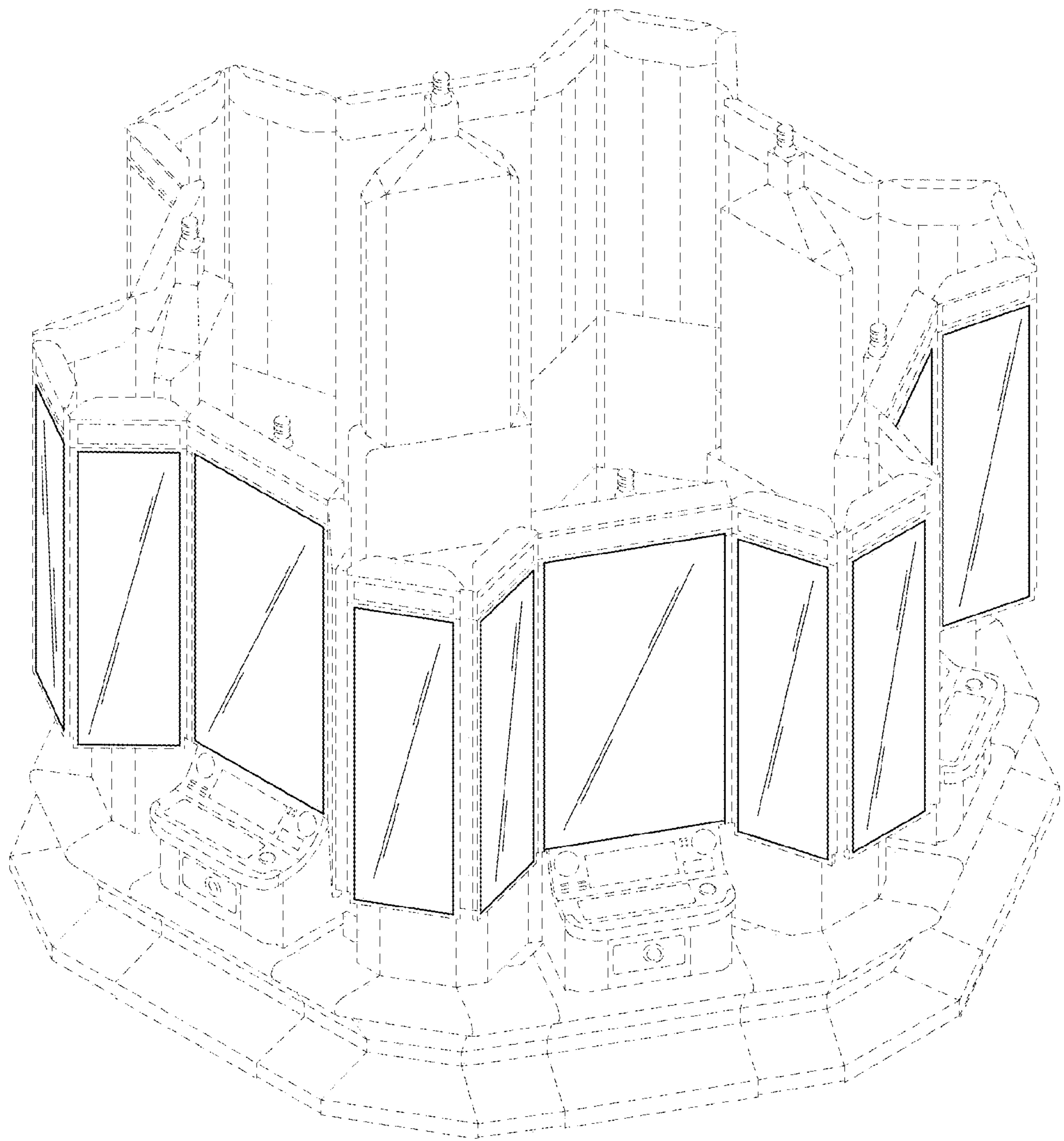


FIG. 1

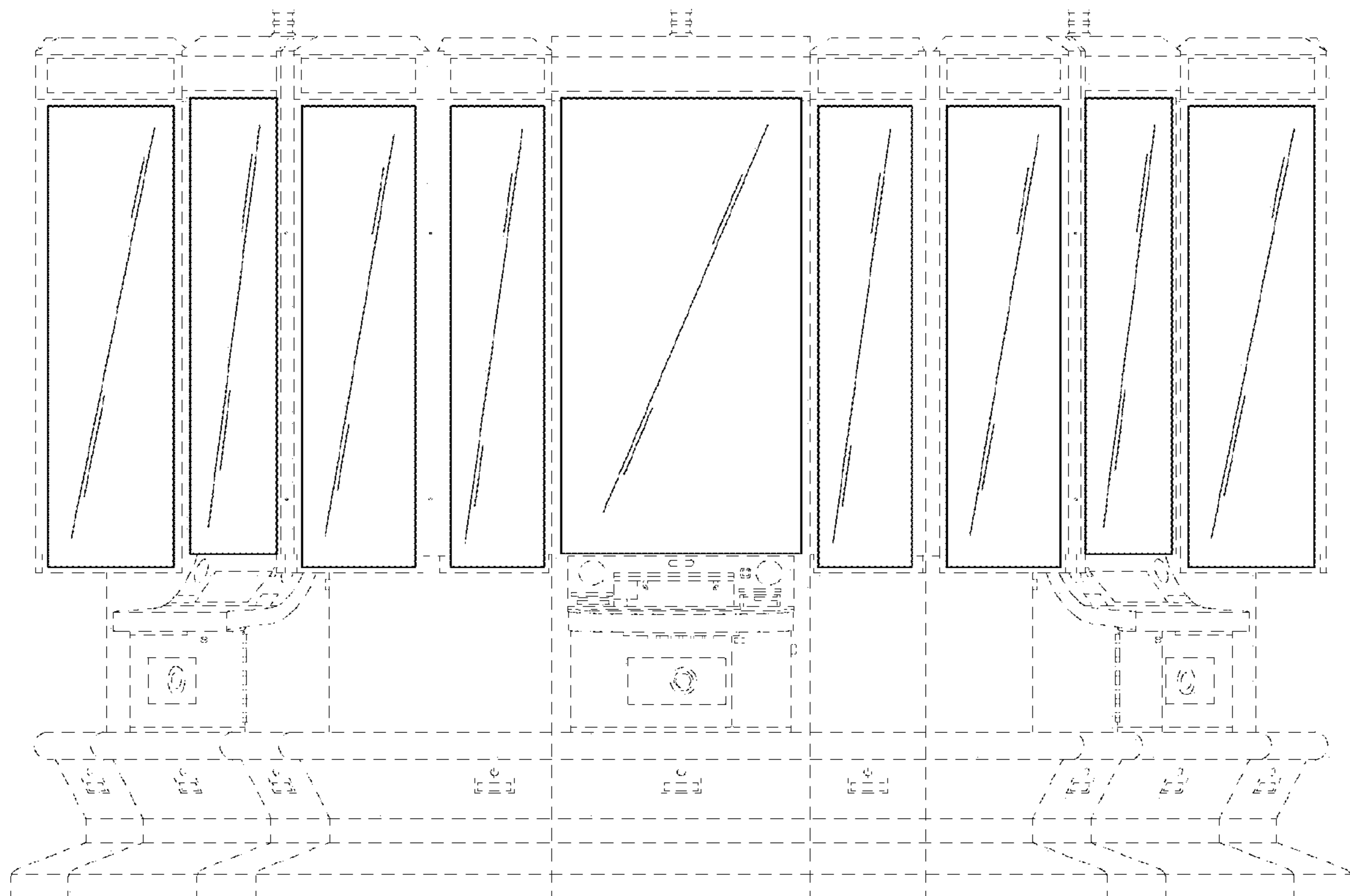


FIG. 2

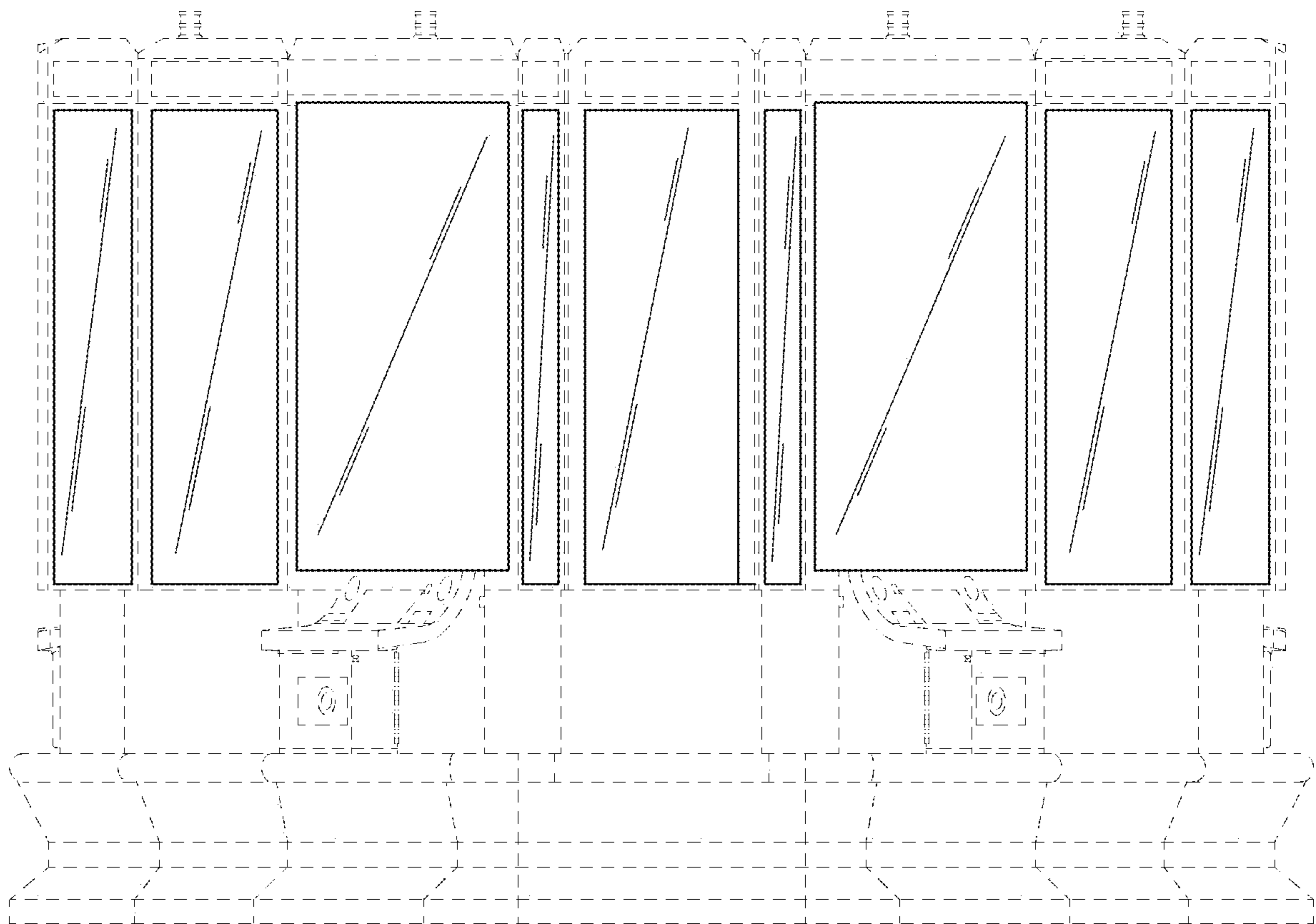


FIG. 3

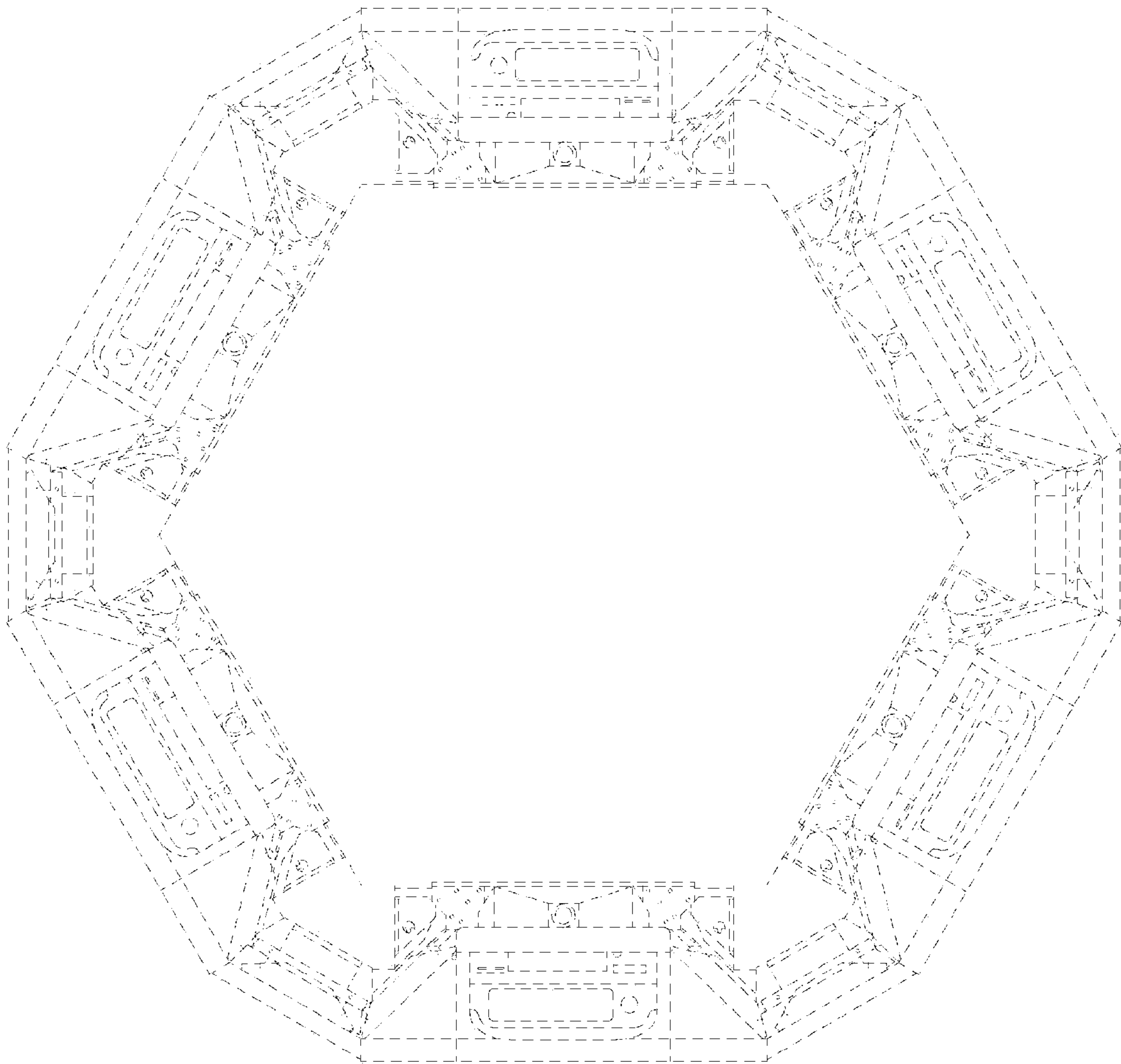


FIG. 4