



US00D963040S

(12) **United States Design Patent**
Zhong

(10) **Patent No.:** **US D963,040 S**
(45) **Date of Patent:** **** Sep. 6, 2022**

(54) **ADVENT CALENDAR BOOK**

FOREIGN PATENT DOCUMENTS

(71) Applicant: **Shanghai Pioneer Effort Arts & Crafts Co., Ltd, Shanghai (CN)**

GB 6063458 * 6/2019
GB 6106753 * 11/2020

(72) Inventor: **Zhen Zhong, Shanghai (CN)**

OTHER PUBLICATIONS

(73) Assignee: **Shanghai Pioneer Effort Arts & Crafts Co., Ltd, Shanghai (CN)**

Pioneer-Effort Christmas Wooden Advent Calendar Book, Amazon.com, date reviewed Dec. 7, 2019, date retrieved Jun. 1, 2022—29772937—<https://amzn.to/3PUJMGM> (Year: 2019).*

(**) Term: **15 Years**

(Continued)

(21) Appl. No.: **29/772,937**

Primary Examiner — Jennifer L Rempfer
Assistant Examiner — Danielle Nichole Bowly

(22) Filed: **Mar. 5, 2021**

(51) **LOC (13) Cl.** **19-04**

(52) **U.S. Cl.**

USPC **D19/26**

(58) **Field of Classification Search**

USPC D21/653, 596, 656, 612; D6/596–598, D6/601, 603; D19/26, 59, 60, 62, 86, 90; D3/247, 249, 299; D14/486

CPC A63H 3/02; Y10T 24/214; B42F 7/06
See application file for complete search history.

(57) **CLAIM**

The ornamental design for a advent calendar book, as shown and described.

DESCRIPTION

FIG. 1 is a perspective view of a advent calendar book showing my/our new design;
FIG. 2 is a front view thereof;
FIG. 3 is a back view thereof;
FIG. 4 is a left side view thereof;
FIG. 5 is a right side view thereof;
FIG. 6 is a top view thereof;
FIG. 7 is a bottom view thereof;
FIG. 8 is a perspective view showing the advent calendar book folded in an alternate configuration;
FIG. 9 is a front view thereof;
FIG. 10 is a back view thereof;
FIG. 11 is a left side view thereof;
FIG. 12 is a right side view thereof;
FIG. 13 is a top view thereof; and,
FIG. 14 is a bottom view thereof.

The broken lines in the drawing depict environmental subject matter only and form no part of the claimed design.


(56) **References Cited**

U.S. PATENT DOCUMENTS

- 114,582 A * 5/1871 Matier B42F 7/06
206/215
- 125,580 A * 4/1872 Lee B42F 13/12
40/121
- 162,509 A * 4/1875 Wallach B42F 7/06
206/215
- 190,980 A * 5/1877 Plimpton B65D 5/68
206/215
- 190,981 A * 5/1877 Plimpton B42F 7/06
206/478
- 2,628,435 A * 2/1953 Minninger G09B 17/00
434/167
- 2,732,874 A * 1/1956 Carstensen A45C 1/06
150/147
- D346,398 S * 4/1994 Flanagan D19/26

(Continued)

1 Claim, 14 Drawing Sheets



(56)

References Cited

U.S. PATENT DOCUMENTS

D435,590 S * 12/2000 Crawford D10/3
6,280,200 B1 * 8/2001 Cunningham G09B 19/00
283/2
7,017,292 B1 * 3/2006 Abelarde G09D 3/00
283/2
D544,542 S * 6/2007 Carson D19/59
D727,026 S * 4/2015 Benn D3/299
D728,230 S * 5/2015 Oas D3/247
D788,849 S * 6/2017 Beckman D19/24
D938,201 S * 12/2021 Cerone D6/671
D952,038 S * 5/2022 Zhong D19/24
D952,039 S * 5/2022 Zhong D19/24

OTHER PUBLICATIONS

Lights4fun.de,tineye.com,date published Nov. 12, 2019, date retrieved
Jun. 1, 2022—29772937—[https://tineye.com/search/
673701f4f474ab6db9dc0685f6b1ebf25b488a64?sort=score&order=
desc&page=1](https://tineye.com/search/673701f4f474ab6db9dc0685f6b1ebf25b488a64?sort=score&order=desc&page=1) (Year: 2019).*

* cited by examiner




FIG. 1




FIG. 2




FIG. 3




FIG. 4




FIG. 5

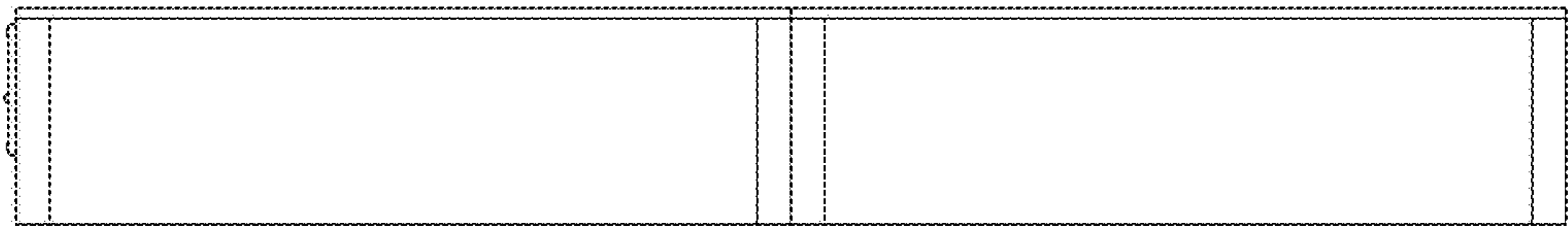


FIG. 6

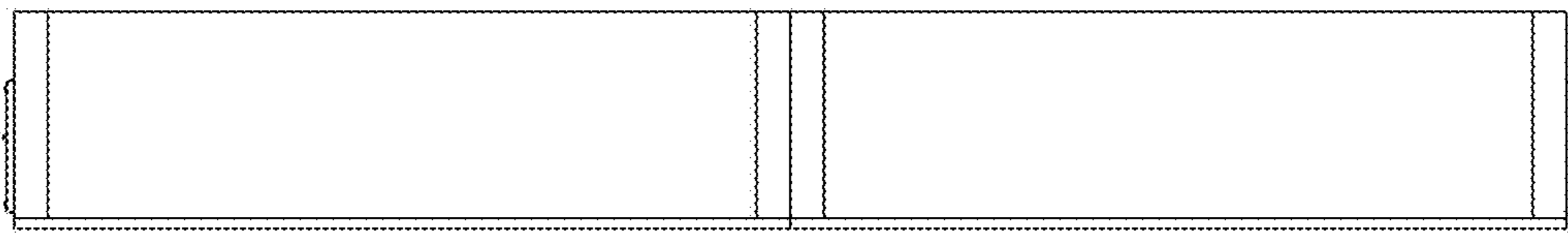


FIG. 7

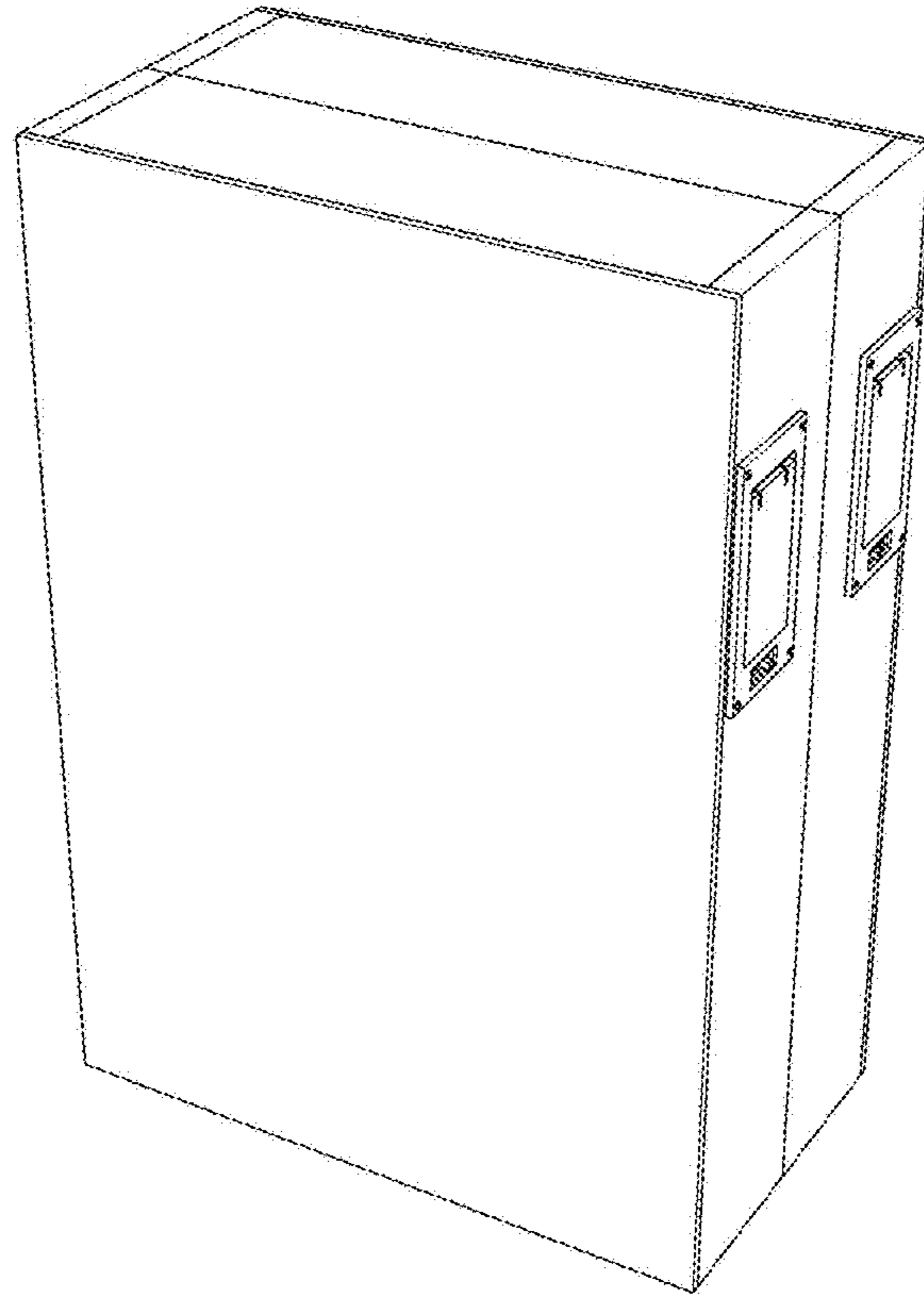


FIG. 8




FIG.9




FIG. 10




FIG. 11

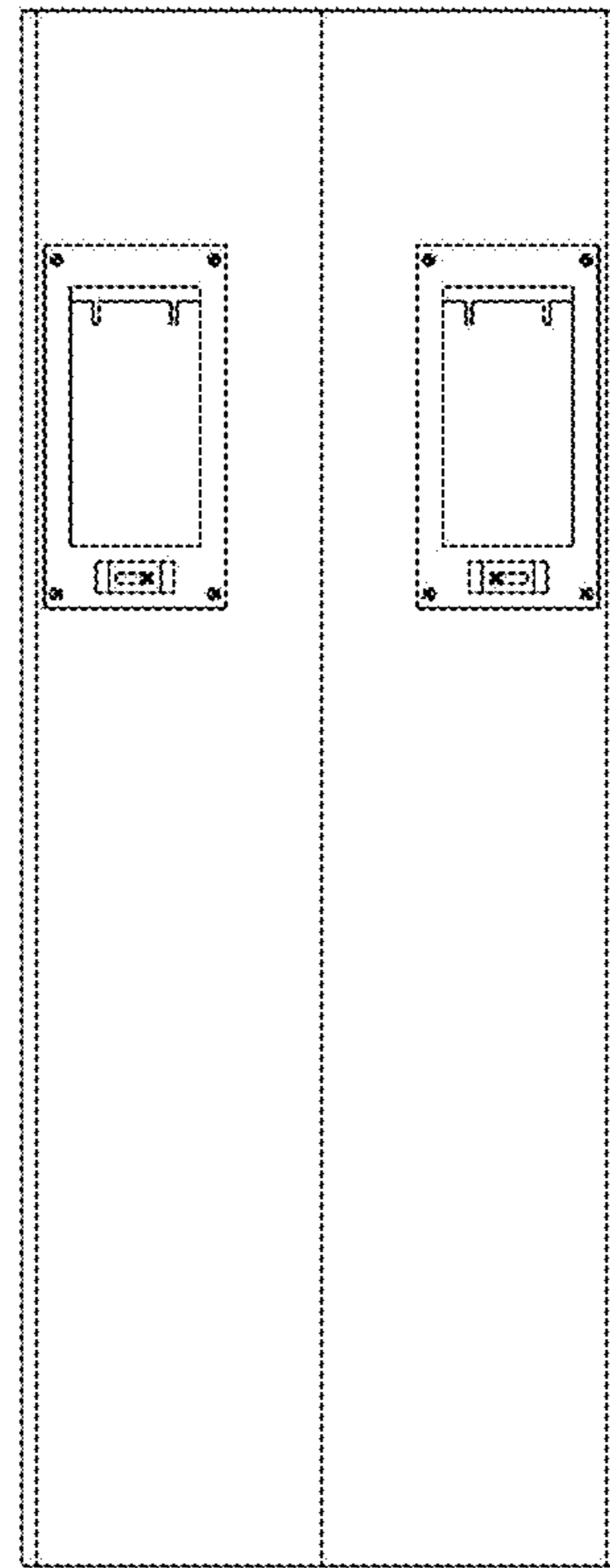


FIG. 12




FIG. 13

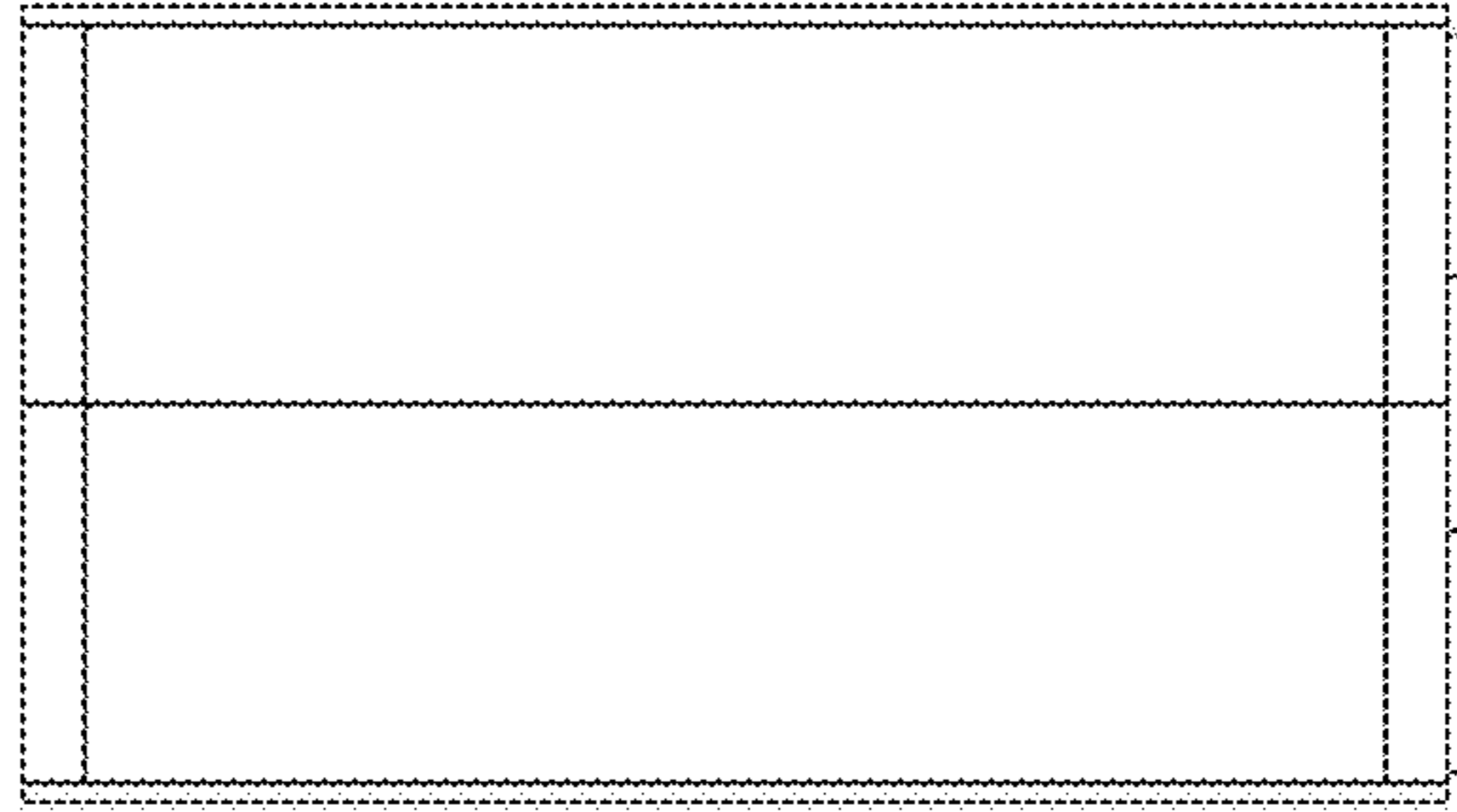


FIG. 14