



US00D963035S

(12) **United States Design Patent**
Peng

(10) **Patent No.:** **US D963,035 S**

(45) **Date of Patent:** **** Sep. 6, 2022**

(54) **KALIMBA**

OTHER PUBLICATIONS

(71) Applicant: **Ling Peng**, Shenzhen (CN)

Amazon.com. https://www.amazon.com/Beveetio-Kalimba-Protective-Transparent-Instrument/dp/B08ZYJLTNF/ref=sr_1_15?crd=3546C7L66NF1D&keywords=kalimba&qid=1658017003&prefix=kalimba%2Caps%2C105&sr=8-15&th=1. “Beveetio Clear Kalimba Thumb Piano”. Mar. 24, 2021 (Year: 2021).*

(72) Inventor: **Ling Peng**, Shenzhen (CN)

Amazon.com. https://www.amazon.com/Kalimba-Portable-Instrument-Gradient-Children/dp/B09TXZNX8N/ref=sr_1_2?crd=1EK9L5UFY8XOJ&keywords=moon%2Bkalimba&qid=1658017196&prefix=moon%2Bkalimba%2Caps%2C45&sr=8-2&th=1. “Mini Kalimba 8 Keys”. Mar. 5, 2022 (Year: 2022).*

(**) Term: **15 Years**

(21) Appl. No.: **29/816,144**

(22) Filed: **Nov. 19, 2021**

(51) **LOC (13) Cl.** **17-01**

(52) **U.S. Cl.**

USPC **D17/7**

(58) **Field of Classification Search**

USPC D17/1, 2, 7, 99; D21/405, 409

CPC ... G10C 1/00; G10C 1/06; G10C 3/12; G10C

3/14; G10C 3/28; G10C 5/10

See application file for complete search history.

* cited by examiner

Primary Examiner — R. Johnson

(56) **References Cited**

(57) **CLAIM**

The ornamental design for a kalimba, as shown and described.

U.S. PATENT DOCUMENTS

DESCRIPTION

1,763,518 A * 6/1930 Haweis G10D 13/08
84/408

D217,641 S * 5/1970 Pavin D17/2

3,610,085 A * 10/1971 Wilson G10D 13/08
84/408

D222,813 S * 1/1972 Wilson 84/408

D688,729 S * 8/2013 Trinca D17/7

D920,424 S * 5/2021 Lin D17/7

D923,081 S * 6/2021 Yang D17/7

D939,623 S * 12/2021 Yang D17/7

D939,624 S * 12/2021 Yang D17/7

D939,625 S * 12/2021 Yang D17/7

D940,230 S * 1/2022 Yang D17/7

2004/0137984 A1 * 7/2004 Salter A63F 13/814
463/35

2009/0217802 A1 * 9/2009 Saragosa G10D 13/08
84/410

FIG. 1 is a perspective view of a kalimba showing my new design;

FIG. 2 is another perspective view thereof;

FIG. 3 is a front elevational view thereof;

FIG. 4 is a rear elevational view thereof;

FIG. 5 is a left side elevational view thereof;

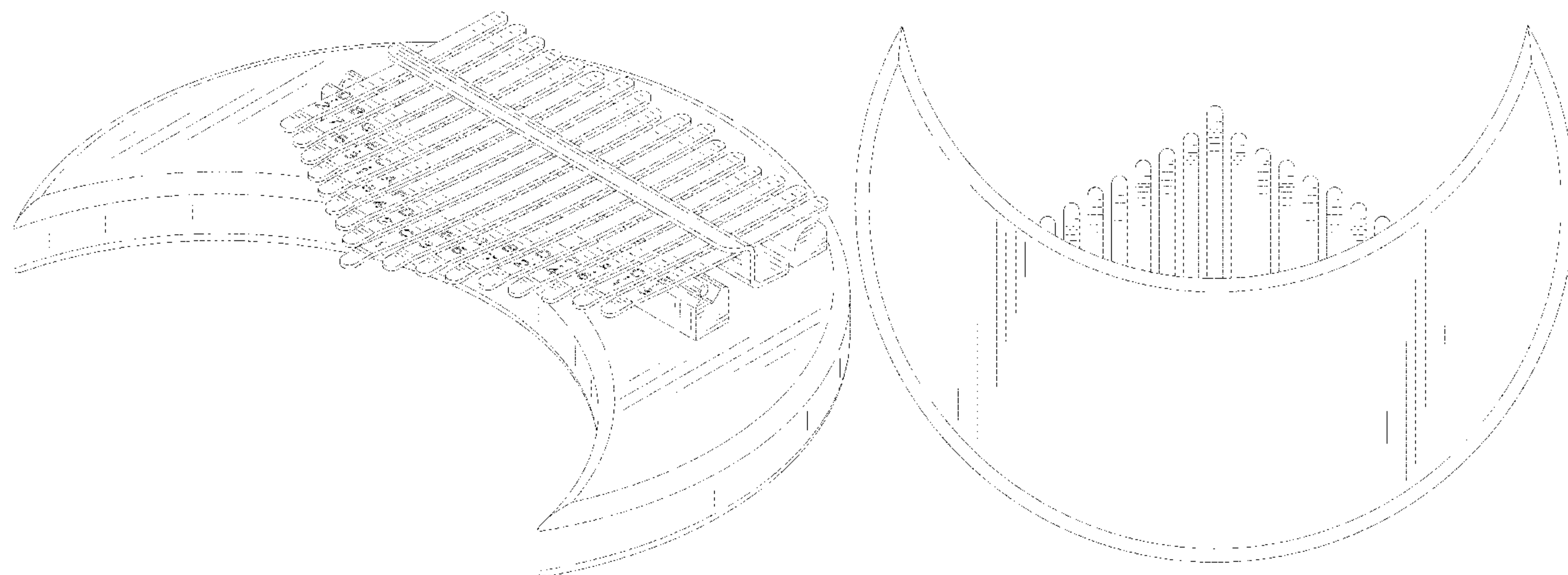
FIG. 6 is a right side elevational view thereof;

FIG. 7 is a top plan view thereof; and,

FIG. 8 is a bottom plan view thereof.

The broken lines in the drawings depict portions of the kalimba that form no part of the claimed design.

1 Claim, 8 Drawing Sheets



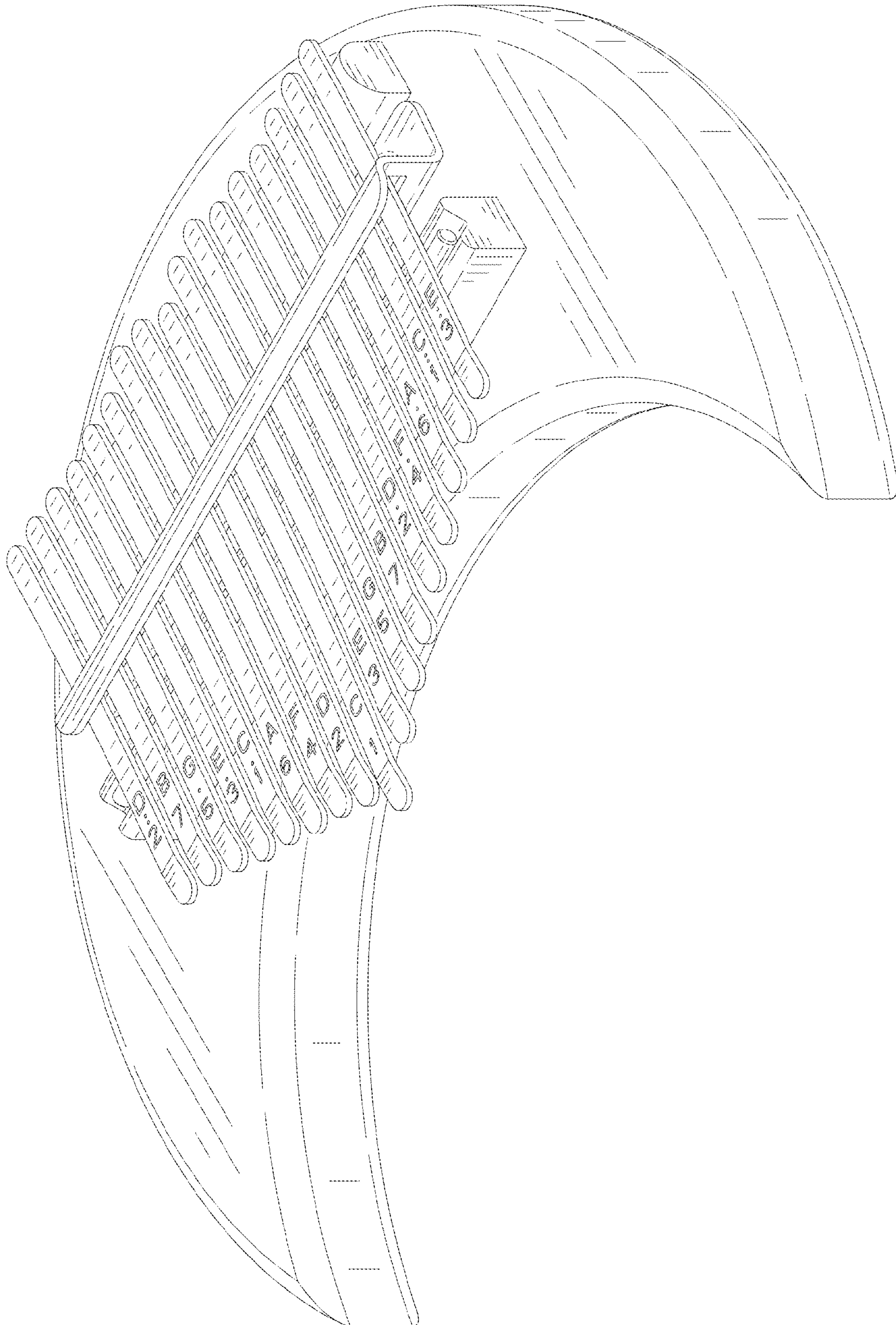


FIG. 1

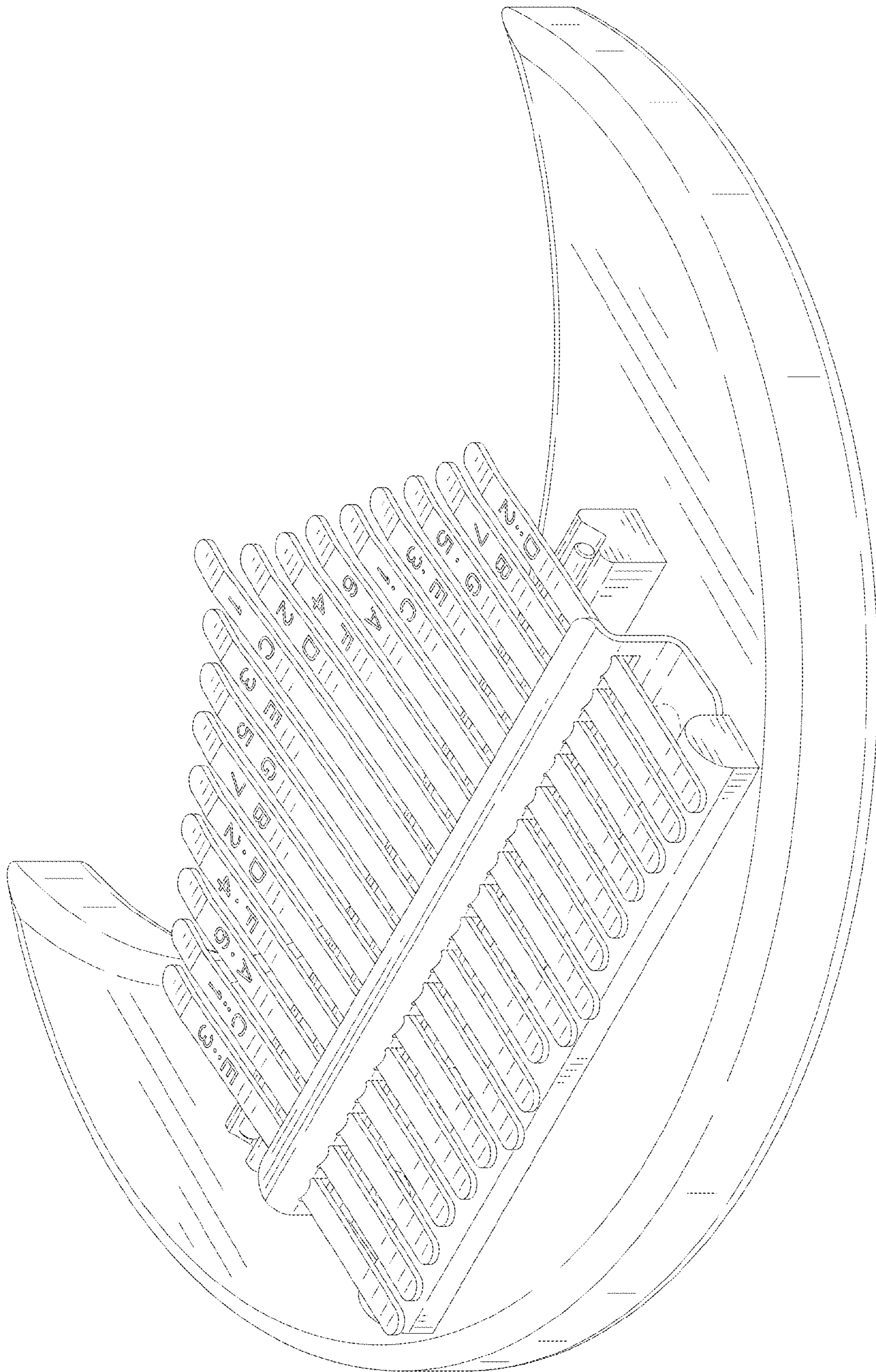


FIG. 2

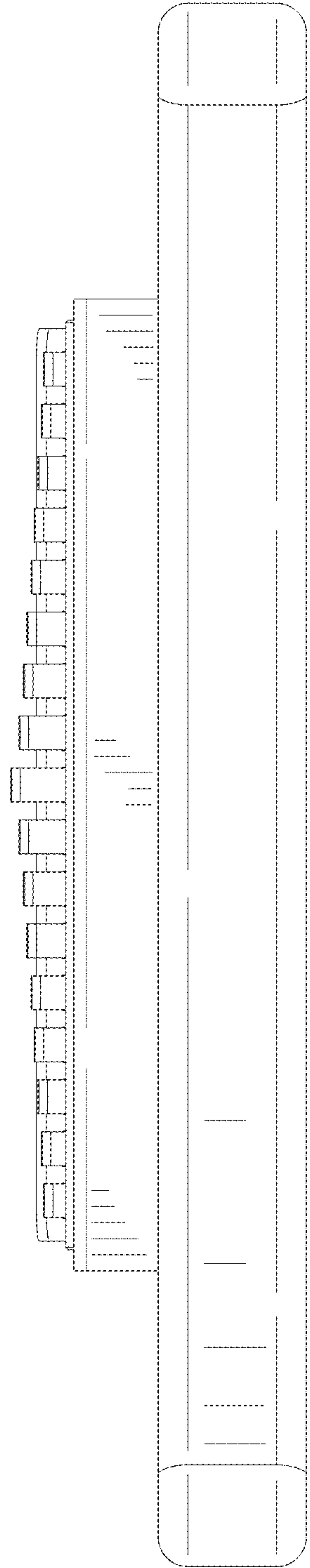


FIG. 3

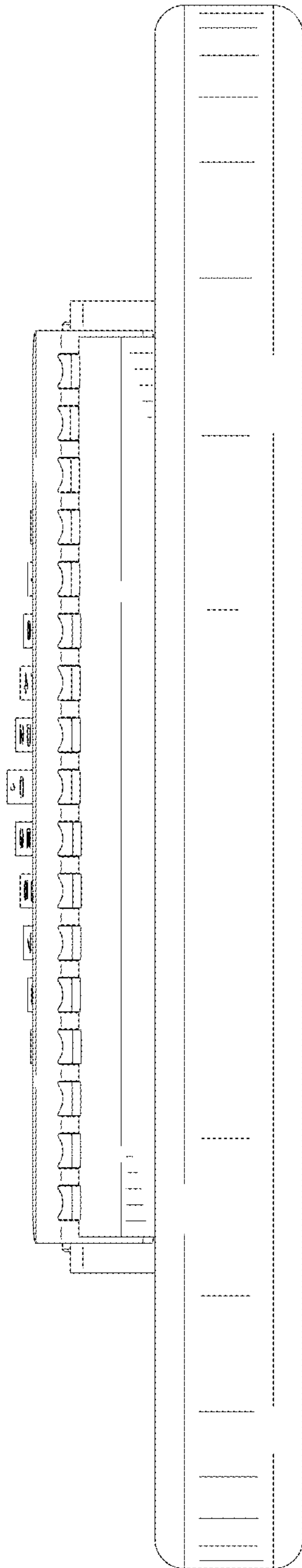


FIG. 4

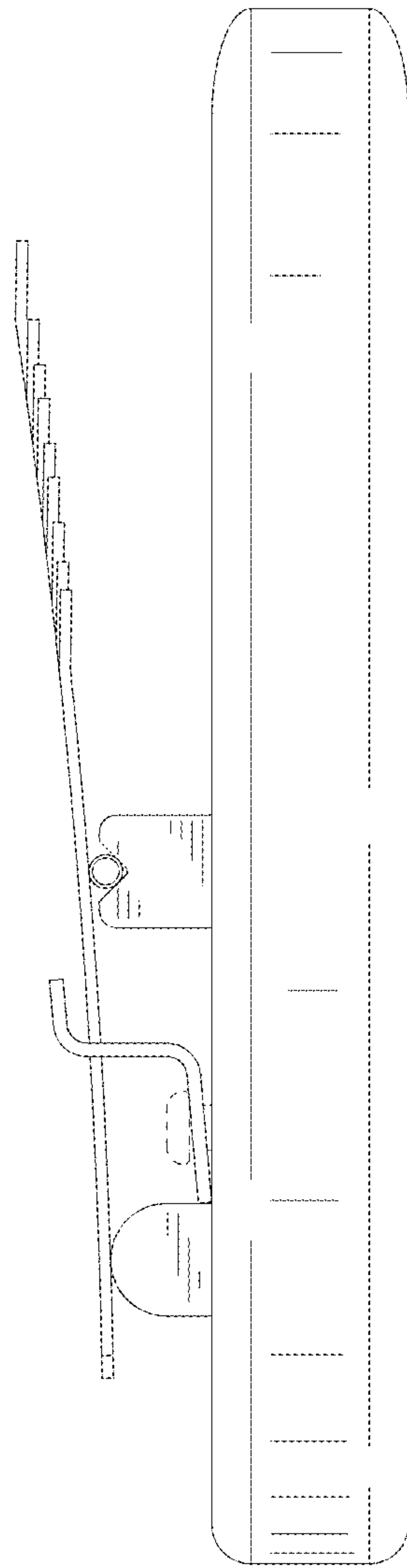


FIG. 5

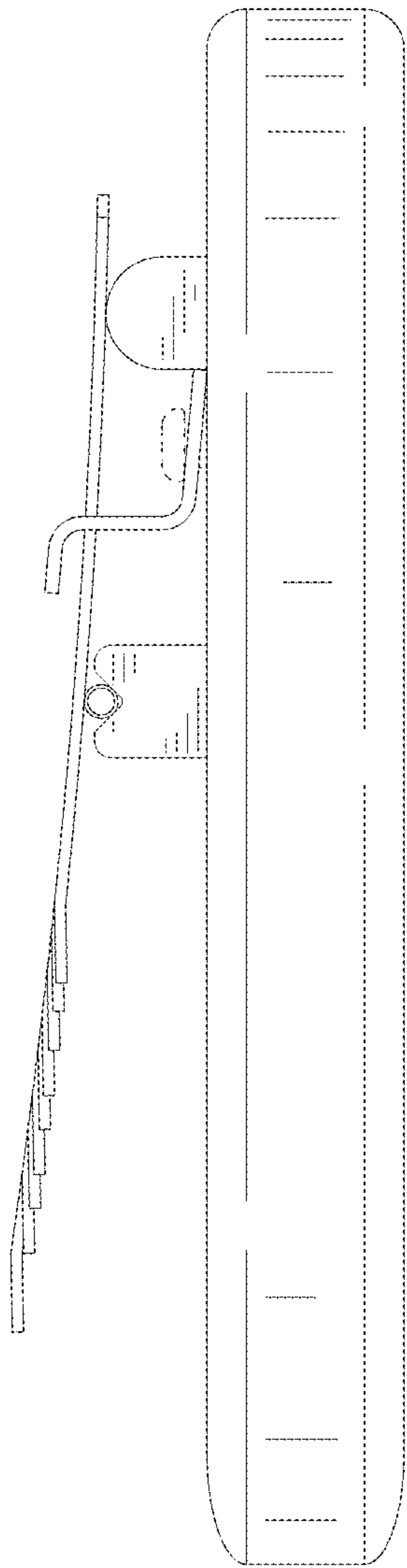


FIG. 6

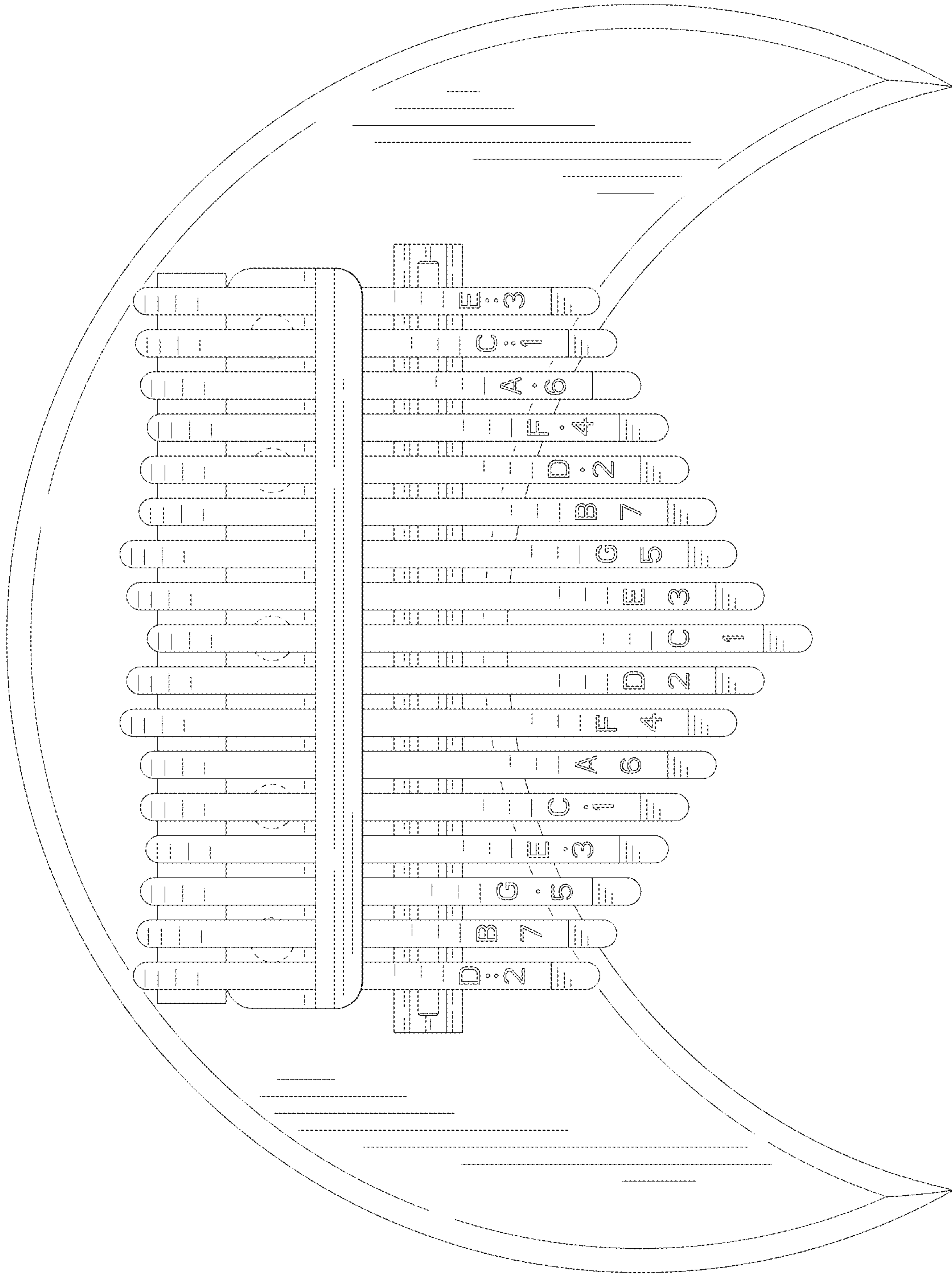


FIG. 7

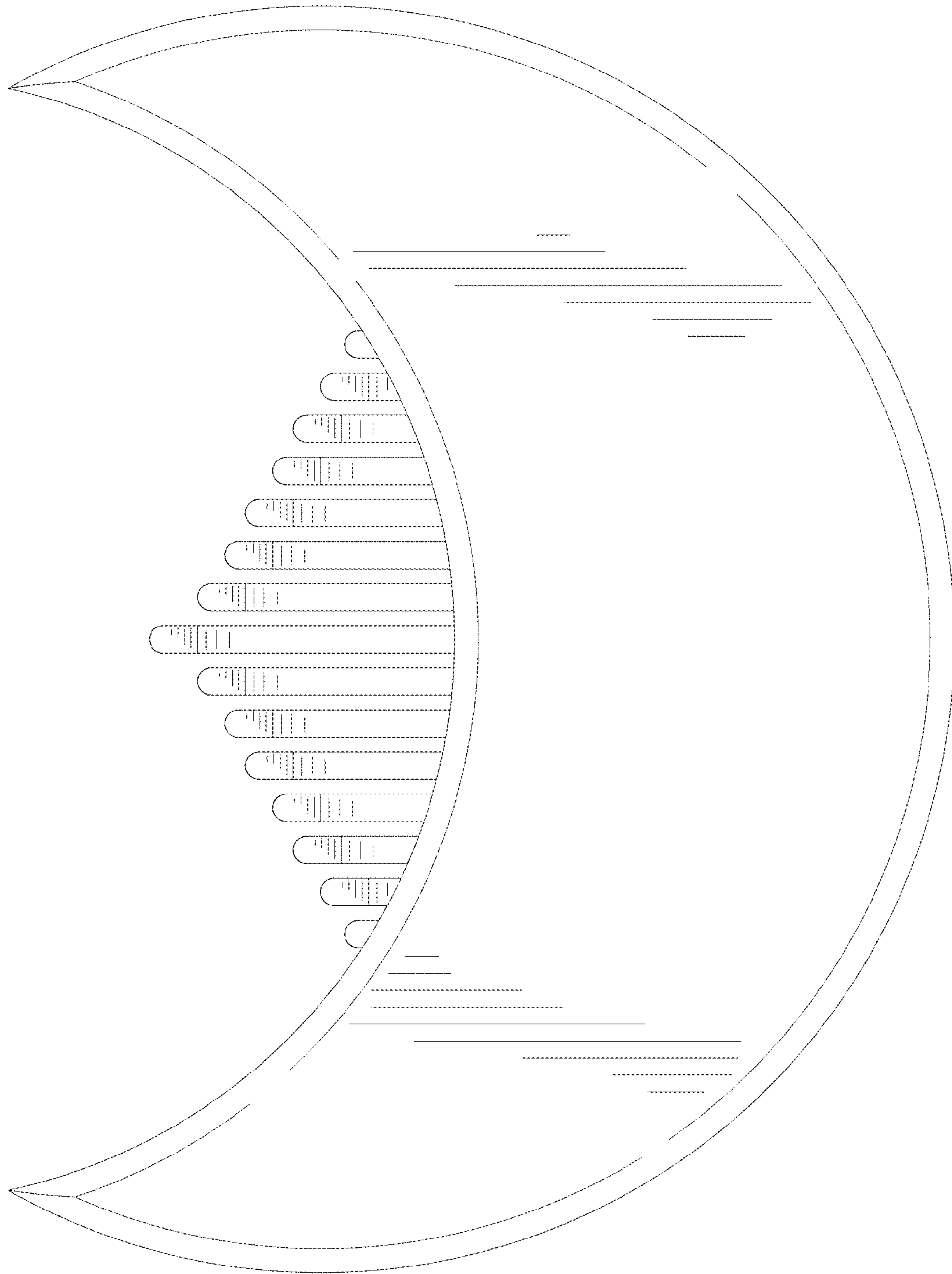


FIG. 8