



US00D962918S

(12) **United States Design Patent** (10) **Patent No.:** **US D962,918 S**
Anderson (45) **Date of Patent:** **** Sep. 6, 2022**

(54) **PHONE CASE**
(71) Applicant: **LOEWE SA**, Madrid (ES)
(72) Inventor: **Jonathan Anderson**, Madrid (ES)
(73) Assignee: **LOEWE SA**, Madrid (ES)
(**) Term: **15 Years**
(21) Appl. No.: **29/695,834**
(22) Filed: **Jun. 21, 2019**
(51) **LOC (13) Cl.** **14-03**
(52) **U.S. Cl.**
USPC **D14/250**
(58) **Field of Classification Search**
USPC D14/203.3–203.7, 439, 251–253, 447,
D14/217, 240, 238.1, 440, 248, 250;
D13/103, 107–108, 119; D3/201, 218,
D3/247, 249, 269, 273, 301, 303
CPC H04B 1/3888; A45C 11/00; A45C 13/02;
A45C 2011/002; A45C 1/06; A45F
2200/0525; A45F 2005/026; A45F
2200/0516; H04M 1/0283; H04M 1/0202
See application file for complete search history.

(56) **References Cited**
U.S. PATENT DOCUMENTS
D158,606 S * 5/1950 McCloskey et al. D21/616
D276,653 S * 12/1984 Daugherty D21/408
D304,237 S * 10/1989 Daykin D21/408
D343,650 S * 1/1994 Spence, Jr. D18/27
D366,134 S * 1/1996 Kolligian D2/862
D428,140 S * 7/2000 Swan D24/176
6,510,974 B2 * 1/2003 Willingham A45C 7/0095
D3/217
D476,653 S * 7/2003 Zuege D14/371
D485,556 S * 1/2004 Hoehn D14/371
D562,448 S * 2/2008 Donohue D24/121


D564,176 S * 3/2008 Edwards D1/109
D577,207 S * 9/2008 Tsai D14/371
D599,564 S * 9/2009 Chiu D14/371
D599,757 S * 9/2009 Chen D14/126
D604,766 S * 11/2009 Wen D19/142
D612,492 S * 3/2010 Krumins D21/616
D640,375 S * 6/2011 Vidal D24/134
D711,865 S * 8/2014 Smith D14/250
D722,058 S * 2/2015 Elliott D14/440
D723,535 S * 3/2015 Minn D14/250
D740,572 S * 10/2015 Sudhakar D6/304
9,216,425 B2 * 12/2015 Ojea E03C 1/086
D770,894 S * 11/2016 Katopis D9/451
D771,029 S * 11/2016 Stewart D14/250
D807,337 S * 1/2018 Kim D14/250
D807,565 S * 1/2018 Johnson D26/98
D810,729 S * 2/2018 Ballou D14/250
D819,010 S * 5/2018 Lin D14/250
D877,130 S * 3/2020 Altaras D14/250
D899,146 S * 10/2020 Oxnard D6/603
2014/0221058 A1 * 8/2014 Jand H04M 1/0283
455/575.8

* cited by examiner
Primary Examiner — Carla J Wright
(74) *Attorney, Agent, or Firm* — Cantor Colburn LLP

(57) **CLAIM**
The ornamental design for a phone case, as shown and described.

DESCRIPTION
FIG. 1 is a front, right-side, and top perspective view of a phone case showing my new design;
FIG. 2 is a front elevation view thereof;
FIG. 3 is a left side view thereof;
FIG. 4 is a right side view thereof;
FIG. 5 is a rear elevation view thereof;
FIG. 6 is a top plan view thereof; and,
FIG. 7 is a bottom plan view thereof.

1 Claim, 7 Drawing Sheets






FIG. 1




FIG. 2




FIG. 3




FIG. 4



FIG. 5




FIG. 6




FIG. 7