



US00D962916S

(12) **United States Design Patent** (10) **Patent No.:** **US D962,916 S**  
**Seo et al.** (45) **Date of Patent:** **\*\* Sep. 6, 2022**

(54) **MOBILE PHONE**  
(71) Applicant: **Samsung Electronics Co., Ltd.**,  
Suwon-si (KR)  
(72) Inventors: **Jae-Hun Seo**, Suwon-si (KR);  
**Won-Kyu Sung**, Seongnam-si (KR)  
(73) Assignee: **SAMSUNG ELECTRONICS CO., LTD.**,  
Suwon-si (KR)  
(\*\*) Term: **15 Years**  
(21) Appl. No.: **29/759,822**  
(22) Filed: **Nov. 25, 2020**

D645,833 S 9/2011 Seflic  
D666,198 S 8/2012 Van Den Nieuwenhuizen  
D680,524 S 4/2013 Feng  
D693,787 S 11/2013 Reivo  
D698,785 S 2/2014 Canizares  
D707,214 S 6/2014 Reivo  
D715,794 S 10/2014 Zhou  
D786,816 S 5/2017 Choo  
D796,499 S 9/2017 Lee  
D804,443 S 12/2017 Kang  
D807,854 S 1/2018 Seo  
D807,855 S 1/2018 Seo  
D807,856 S 1/2018 Seo  
D808,957 S 1/2018 Tian  
D810,041 S 2/2018 Lee  
D825,513 S 8/2018 Seo  
D825,518 S 8/2018 Kikuchi

(Continued)

**Related U.S. Application Data**

(63) Continuation of application No. 29/678,981, filed on  
Jan. 31, 2019, now Pat. No. Des. 905,670.

*Primary Examiner* — Bridget L Eland

(74) *Attorney, Agent, or Firm* — McAndrews Held &  
Malloy, Ltd.

(30) **Foreign Application Priority Data**

Aug. 1, 2018 (KR) ..... 30-2018-0035749

(51) **LOC (13) Cl.** ..... **14-03**

(52) **U.S. Cl.**  
USPC ..... **D14/248**

(58) **Field of Classification Search**  
USPC ..... D14/138 G, 248, 138 C, 138 AB, 341,  
D14/439, 432, 345, 138 R, 138 AA,  
D14/138 AC, 138 AD, 371, 374  
CPC ..... H04M 1/0202; H04M 1/0235; H04M  
1/0237; H04M 1/0239; H04M 1/0266;  
H04M 1/0268; H04M 1/027; H04M  
1/0295; H04M 1/02; H04M 1/0279;  
H04M 1/0283

See application file for complete search history.

(56) **References Cited**

**U.S. PATENT DOCUMENTS**

D627,343 S 11/2010 Andre  
D639,805 S 6/2011 Song

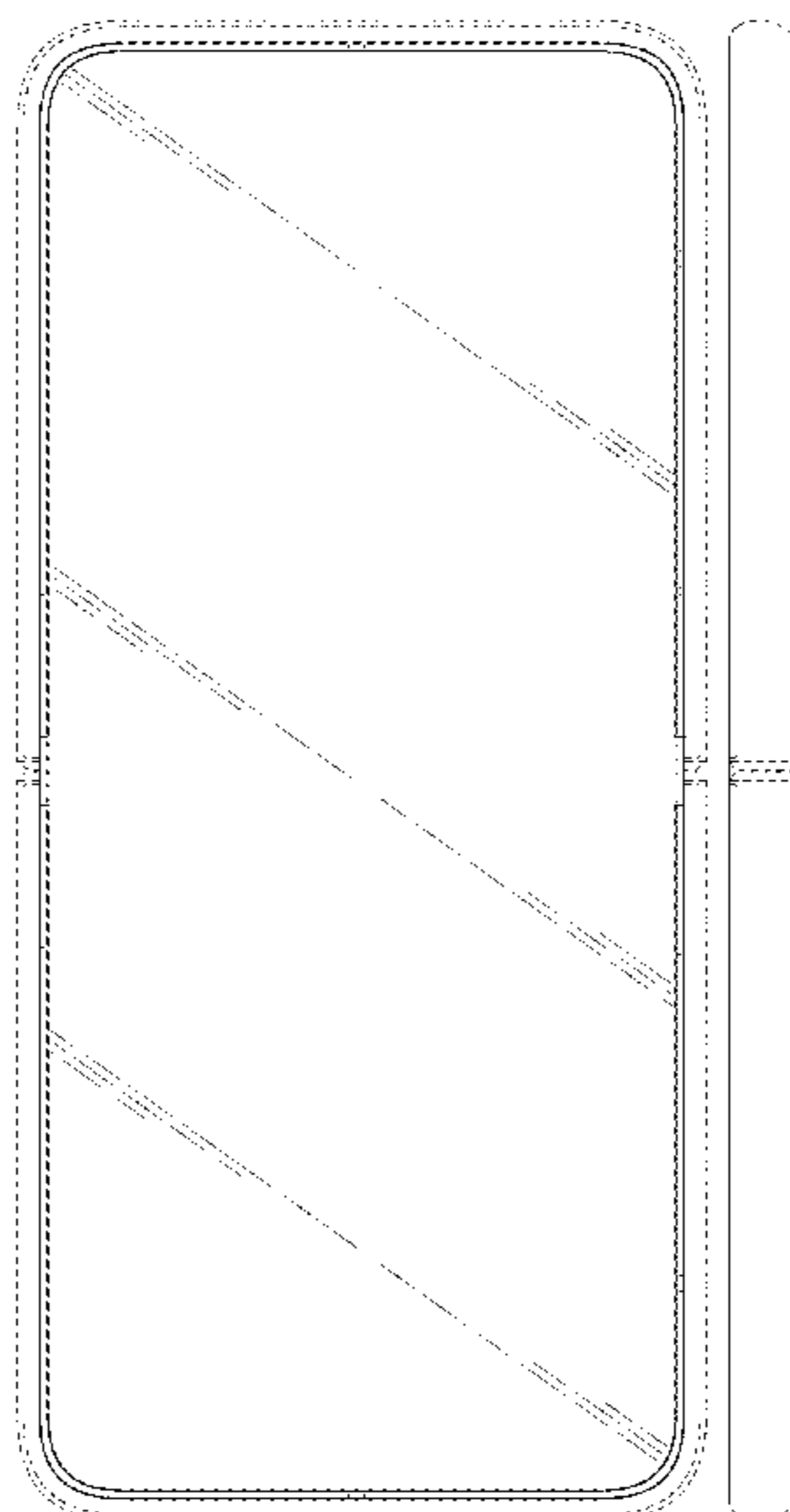
(57) **CLAIM**

The ornamental design for a mobile phone, as shown and  
described.

**DESCRIPTION**

FIG. 1 is a front perspective view of a mobile phone showing  
our new design;  
FIG. 2 is a front elevation view thereof;  
FIG. 3 is a rear elevation view thereof;  
FIG. 4 is a left side elevation view thereof;  
FIG. 5 is a right side elevation view thereof;  
FIG. 6 is a top plan view thereof; and,  
FIG. 7 is a bottom plan view thereof.  
The evenly-spaced dashed broken lines in the figures depict  
portions of the mobile phone that form no part of the claimed  
design.

**1 Claim, 7 Drawing Sheets**



# US D962,916 S

Page 2

(56)

## References Cited

### U.S. PATENT DOCUMENTS

D826,203 S 8/2018 Seo  
D826,889 S 8/2018 Seo  
D827,604 S 9/2018 Seo  
D828,318 S 9/2018 Seo  
D828,319 S 9/2018 Seo  
D828,321 S \* 9/2018 Yeom ..... D14/138 G  
D842,833 S 3/2019 Seo  
D842,834 S 3/2019 Seo  
D842,852 S 3/2019 Kim  
D856,293 S 8/2019 Seo  
D856,955 S 8/2019 Seo  
D859,341 S 9/2019 Kang  
D859,347 S \* 9/2019 Kwon ..... D14/138 AB  
D859,397 S 9/2019 Akana  
D864,142 S 10/2019 Fan  
D869,423 S 12/2019 Cho  
10,645,205 B2 5/2020 Lee  
D898,693 S \* 10/2020 Lee ..... D14/138 AB  
D902,167 S \* 11/2020 Lee ..... D14/138 AB  
D902,900 S \* 11/2020 Seo ..... D14/248

D904,380 S \* 12/2020 Seo ..... D14/248  
D905,030 S \* 12/2020 Seo ..... D14/248  
D905,670 S \* 12/2020 Seo ..... D14/248  
D920,313 S \* 5/2021 Seo ..... D14/248  
D920,314 S \* 5/2021 Seo ..... D14/248  
D920,315 S \* 5/2021 Seo ..... D14/248  
D920,316 S \* 5/2021 Seo ..... D14/248  
D926,150 S \* 7/2021 Xie ..... D14/138 AB  
D926,180 S \* 7/2021 Seo ..... D14/248  
D926,738 S \* 8/2021 Seo ..... D14/248  
2013/0307816 A1 11/2013 Lee  
2015/0370287 A1 \* 12/2015 Ko ..... G06F 1/1679  
361/749  
2016/0357221 A1 \* 12/2016 Huh ..... G06F 3/0346  
2017/0094168 A1 \* 3/2017 Kang ..... G06T 11/00  
2018/0049329 A1 \* 2/2018 Seo ..... G06F 1/1652  
2018/0196537 A1 7/2018 Cheng  
2019/0166703 A1 5/2019 Kim  
2019/0245955 A1 8/2019 Lee  
2019/0305403 A1 10/2019 Wang  
2019/0339739 A1 11/2019 Park  
2020/0097044 A1 3/2020 Kim

\* cited by examiner

FIG. 1

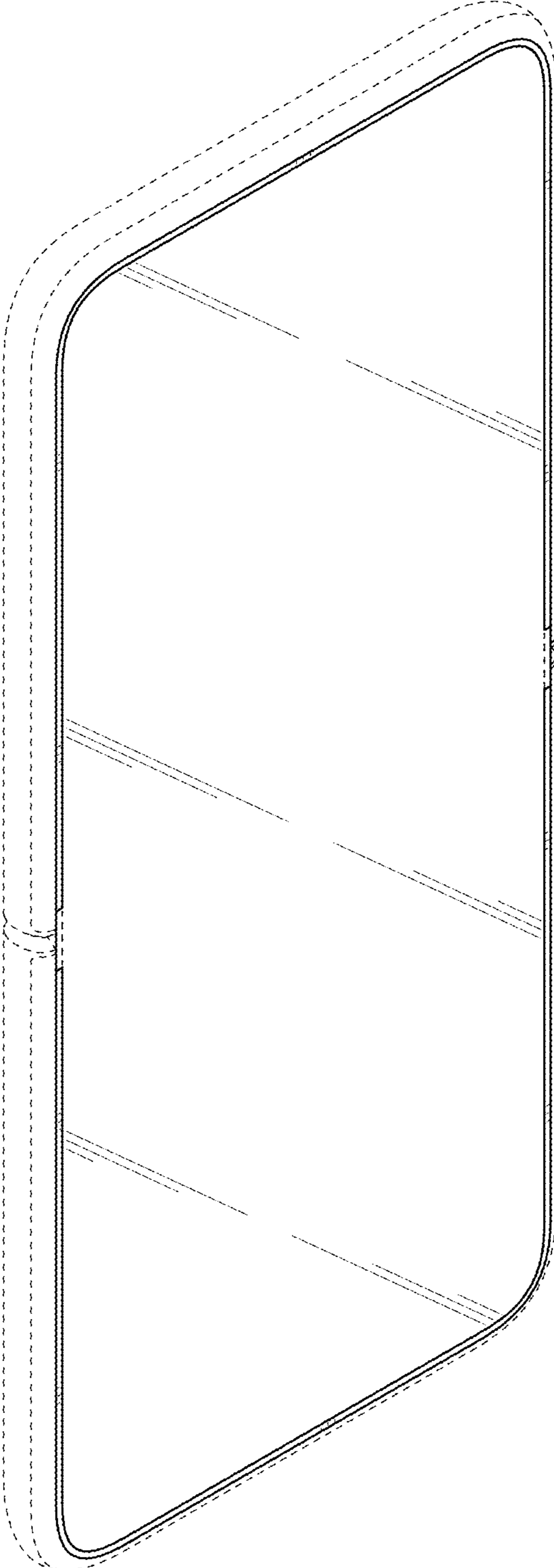


FIG. 2

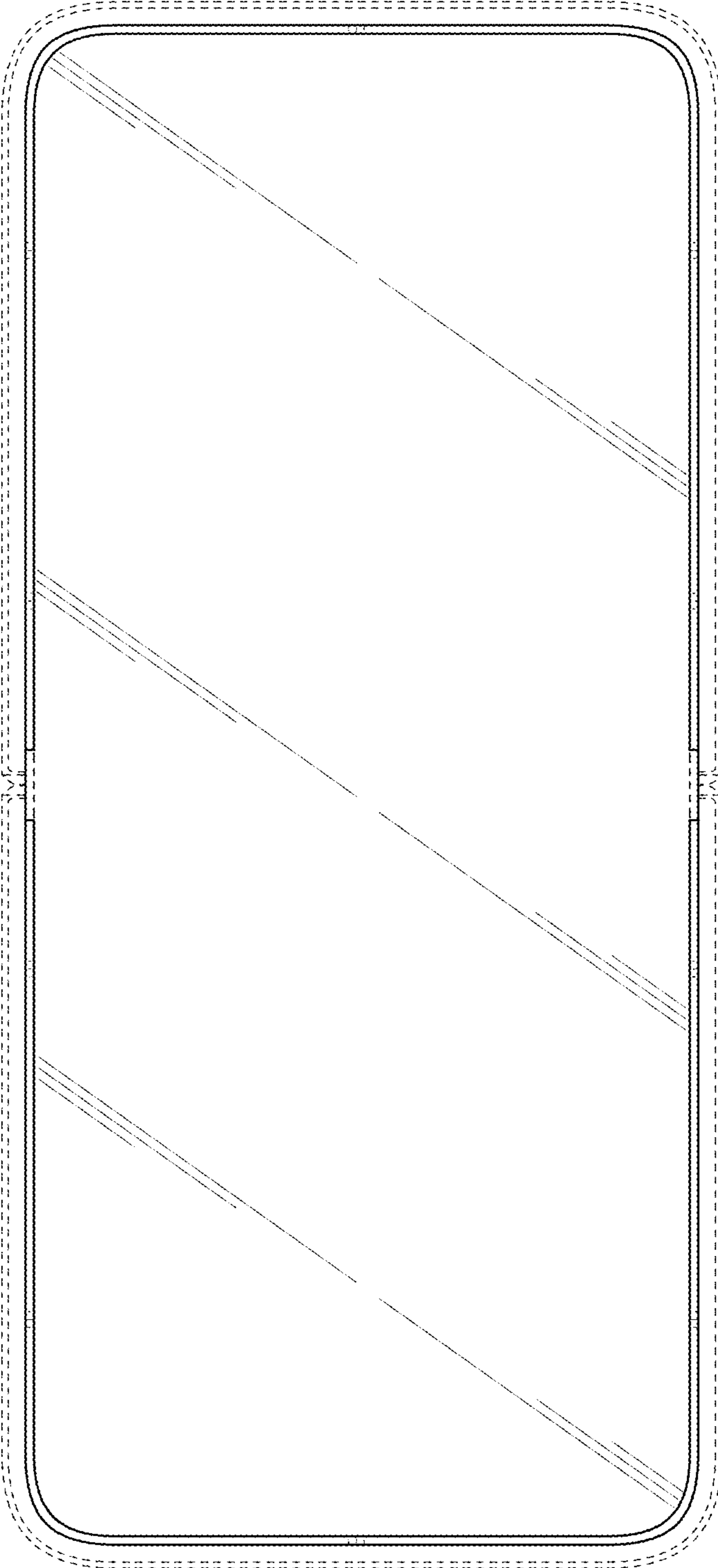


FIG. 3




FIG. 4

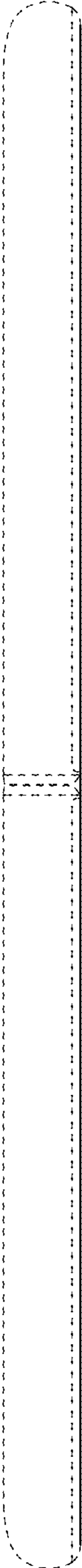


FIG. 5

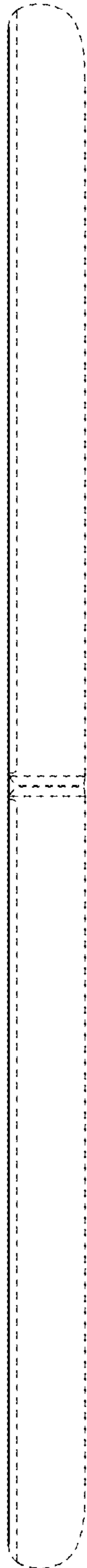


FIG. 6





FIG. 7

